

FORM NO. MGT-7

[Pursuant to sub-Section(1) of section 92 of the Companies Act, 2013 and sub-rule (1) of rule 11of the Companies (Management and Administration) Rules, 2014]



Annual Return (other than OPCs and Small Companies)

Form language English Hindi

Refer the instruction kit for filing the form.

I. REGISTRATION AND OTHER DETAILS

(i) * Corporate Identification Number (CIN) of the company

L23201MH1959GOI011388

Pre-fill

Global Location Number (GLN) of the company

* Permanent Account Number (PAN) of the company

AAACI1681G

(ii) (a) Name of the company

INDIAN OIL CORPORATION LIM

(b) Registered office address

Indian Oil Bhavan, G-9 All Yavar Jung Marg,
BANDRA (EAST)
MUMBAI
Maharashtra
400051

(c) *e-mail ID of the company

kgwalani@indianoil.in

(d) *Telephone number with STD code

02226447150

(e) Website

www.iocl.com

(iii) Date of Incorporation

30/06/1959

Type of the Company	Category of the Company	Sub-category of the Company
Public Company	Company limited by shares	Union Government Company

(v) Whether company is having share capital

Yes No

(vi) *Whether shares listed on recognized Stock Exchange(s)

Yes No

(a) Details of stock exchanges where shares are listed

S. No.	Stock Exchange Name	Code
1	NATIONAL STOCK EXCHANGE OF INDIA LTD	1,024
2	BSE LTD	1

(b) CIN of the Registrar and Transfer Agent

U72400TG2017PLC117649

Pre-fill

Name of the Registrar and Transfer Agent

KFIN TECHNOLOGIES LIMITED

Registered office address of the Registrar and Transfer Agents

Selenium, Tower B, Plot No- 31 & 32,
Financial District, Nanakramguda, Serilingampally

(vii) *Financial year From date 01/04/2021 (DD/MM/YYYY) To date 31/03/2022 (DD/MM/YYYY)

(viii) *Whether Annual general meeting (AGM) held Yes No

(a) If yes, date of AGM

(b) Due date of AGM

30/09/2022

(c) Whether any extension for AGM granted

Yes No

(f) Specify the reasons for not holding the same

II. PRINCIPAL BUSINESS ACTIVITIES OF THE COMPANY

*Number of business activities

1

S.No	Main Activity group code	Description of Main Activity group	Business Activity Code	Description of Business Activity	% of turnover of the company
1	C	Manufacturing	C5	Coke and refined petroleum products	100

III. PARTICULARS OF HOLDING, SUBSIDIARY AND ASSOCIATE COMPANIES (INCLUDING JOINT VENTURES)

*No. of Companies for which information is to be given

37

Pre-fill All

S.No	Name of the company	CIN / FCRN	Holding/ Subsidiary/Associate/ Joint Venture	% of shares held
1	Chennai Petroleum Corporation	L40101TN1965GOI005389	Subsidiary	51.89
2	Lanka IOC PLC		Subsidiary	75.12
3	IndianOil (Mauritius) Ltd.		Subsidiary	100
4	IOC Middle East FZE		Subsidiary	100
5	IOC Sweden AB		Subsidiary	100
6	IOCL (USA) Inc.		Subsidiary	100
7	IndOil Global B.V.		Subsidiary	100
8	IOCL Singapore Pte. Ltd.		Subsidiary	100
9	Avi-Oil India Pvt. Ltd.	U23201DL1993PTC190652	Associate	25
10	Delhi Aviation Fuel Facility Pvt	U74999DL2009PTC193079	Associate	37
11	Green Gas Limited	U23201UP2005PLC030834	Associate	49.98
12	GSPL India Gasnet Ltd.	U40200GJ2011SGC067449	Associate	26
13	GSPL India Transco Ltd.	U40200GJ2011SGC067450	Associate	26
14	Hindustan Urvarak & Rasayan L	U24100DL2016PLC358399	Associate	29.67
15	IHB Ltd.	U60230GJ2019PLC109127	Associate	50
16	Indian Oiltanking Ltd.	U23200MH1996PLC102222	Associate	49.38
17	Indian Oil Ruchi Biofuels LLP		Joint Venture	50
18	Indian Synthetic Rubber Privat	U25190DL2010PTC205324	Associate	50
19	IndianOil Adani Gas Pvt. Ltd.	U40300DL2013PTC258690	Associate	50
20	Indian Oil LNG Pvt. Ltd.	U23200TN2015PTC100731	Associate	45
21	IOC Phinergy Pvt. Ltd.	U31109DL2021PTC377250	Associate	50
22	IndianOil Petronas Pvt. Ltd.	U74899WB1998PTC219339	Associate	50
23	IndianOil Skytanking Pvt. Ltd.	U11202KA2006PTC040251	Associate	50
24	Indradhanush Gas Grid Limitec	U40300AS2018GOI018660	Associate	20

25	Kochi Salem Pipeline Private Li	U40300KL2015PTC037849	Associate	50
26	Lubrizol India Pvt. Ltd.	U23201MH1966PTC013538	Associate	26
27	Mumbai Aviation Fuel Farm Fa	U63000MH2010PTC200463	Associate	25
28	NPCIL – IndianOil Nuclear Ener	U40104MH2011GOI215870	Associate	26
29	Petronet CI Limited	U23201GJ2000PLC039031	Associate	26
30	Petronet India Limited	U45203MH1997PLC108251	Associate	18
31	Petronet LNG Limited	L74899DL1998PLC093073	Associate	12.5
32	Petronet VK Limited	U23200GJ1998PLC034144	Associate	50
33	Ratnagiri Refinery & Petrochen	U23200MH2017PLC300014	Associate	50
34	Suntera Nigeria 205 Ltd.		Joint Venture	25
35	Ujjwala Plus Foundation	U74999MH2017NPL297692	Associate	50
36	IndianOil Total Private Limited	U23209MH2020PTC347367	Associate	50
37	Paradeep Plastic Park Limited	U24100OR2013SGC016970	Associate	49

IV. SHARE CAPITAL, DEBENTURES AND OTHER SECURITIES OF THE COMPANY

(i) *SHARE CAPITAL

(a) Equity share capital

Particulars	Authorised capital	Issued capital	Subscribed capital	Paid up capital
Total number of equity shares	15,000,000,000	9,414,158,922	9,414,158,922	9,414,158,922
Total amount of equity shares (in Rupees)	150,000,000,000	94,141,589,220	94,141,589,220	94,141,589,220

Number of classes

1

Class of Shares	Authorised capital	Issued capital	Subscribed capital	Paid up capital
Equity Shares				
Number of equity shares	15,000,000,000	9,414,158,922	9,414,158,922	9,414,158,922
Nominal value per share (in rupees)	10	10	10	10
Total amount of equity shares (in rupees)	150,000,000,000	94,141,589,220	94,141,589,220	94,141,589,220

(b) Preference share capital

Particulars	Authorised capital	Issued capital	Subscribed capital	Paid-up capital
Total number of preference shares	0	0	0	0
Total amount of preference shares (in rupees)	0	0	0	0

Number of classes

0

Class of shares	Authorised capital	Issued capital	Subscribed capital	Paid up capital
Number of preference shares				
Nominal value per share (in rupees)				
Total amount of preference shares (in rupees)				

(c) Unclassified share capital

Particulars	Authorised Capital
Total amount of unclassified shares	0

(d) Break-up of paid-up share capital

Class of shares	Number of shares			Total nominal amount	Total Paid-up amount	Total premium
	Physical	DEMAT	Total			
Equity shares						
At the beginning of the year	14,407,477	9,399,751,494	141,589,222	94,141,589	94,141,589	
Increase during the year	0	944,099	944,099	0	0	0
i. Public Issues	0	0	0	0	0	
ii. Rights issue	0	0	0	0	0	0
iii. Bonus issue	0	0	0	0	0	0
iv. Private Placement/ Preferential allotment	0	0	0	0	0	0
v. ESOPs	0	0	0	0	0	0
vi. Sweat equity shares allotted	0	0	0	0	0	0
vii. Conversion of Preference share	0	0	0	0	0	0
viii. Conversion of Debentures	0	0	0	0	0	0
ix. GDRs/ADRs	0	0	0	0	0	0

x. Others, specify		944,099	944099			
Conversion from physical shares to demat shares						
Decrease during the year	944,099	0	944099	0	0	0
i. Buy-back of shares	0	0	0	0	0	
ii. Shares forfeited	0	0	0	0	0	0
iii. Reduction of share capital	0	0	0	0	0	0
iv. Others, specify	944,099		944099			
Conversion from physical shares to demat shares						
At the end of the year	13,463,378	9,400,695,5	9414158922	94,141,589,	94,141,589	
Preference shares						
At the beginning of the year	0	0	0	0	0	
Increase during the year	0	0	0	0	0	0
i. Issues of shares	0	0	0	0	0	0
ii. Re-issue of forfeited shares	0	0	0	0	0	0
iii. Others, specify						
Decrease during the year	0	0	0	0	0	0
i. Redemption of shares	0	0	0	0	0	0
ii. Shares forfeited	0	0	0	0	0	0
iii. Reduction of share capital	0	0	0	0	0	0
iv. Others, specify						
At the end of the year	0	0	0	0	0	

ISIN of the equity shares of the company

(ii) Details of stock split/consolidation during the year (for each class of shares)

Class of shares		(i)	(ii)	(iii)
Before split / Consolidation	Number of shares			
	Face value per share			
After split / Consolidation	Number of shares			
	Face value per share			

(iii) Details of shares/Debentures Transfers since closure date of last financial year (or in the case of the first return at any time since the incorporation of the company) *

Nil

[Details being provided in a CD/Digital Media]

Yes

No

Not Applicable

Separate sheet attached for details of transfers

Yes

No

Note: In case list of transfer exceeds 10, option for submission as a separate sheet attachment or submission in a CD/Digital Media may be shown.

Date of the previous annual general meeting		<input type="text"/>	
Date of registration of transfer (Date Month Year)		<input type="text"/>	
Type of transfer	<input type="text"/>	1 - Equity, 2- Preference Shares,3 - Debentures, 4 - Stock	
Number of Shares/ Debentures/ Units Transferred	<input type="text"/>	Amount per Share/ Debenture/Unit (in Rs.)	<input type="text"/>
Ledger Folio of Transferor		<input type="text"/>	
Transferor's Name	<input type="text"/>	<input type="text"/>	<input type="text"/>
	Surname	middle name	first name
Ledger Folio of Transferee		<input type="text"/>	

Transferee's Name	<input type="text"/>	<input type="text"/>	<input type="text"/>
	Surname	middle name	first name

Date of registration of transfer (Date Month Year)	<input type="text"/>
--	----------------------

Type of transfer	<input type="text"/>	1 - Equity, 2- Preference Shares,3 - Debentures, 4 - Stock
------------------	----------------------	--

Number of Shares/ Debentures/ Units Transferred	<input type="text"/>	Amount per Share/ Debenture/Unit (in Rs.)	<input type="text"/>
---	----------------------	---	----------------------

Ledger Folio of Transferor	<input type="text"/>
----------------------------	----------------------

Transferor's Name	<input type="text"/>	<input type="text"/>	<input type="text"/>
	Surname	middle name	first name

Ledger Folio of Transferee	<input type="text"/>
----------------------------	----------------------

Transferee's Name	<input type="text"/>	<input type="text"/>	<input type="text"/>
	Surname	middle name	first name

(iv) *Debentures (Outstanding as at the end of financial year)

Particulars	Number of units	Nominal value per unit	Total value
Non-convertible debentures	174,102	1000000	174,102,000,000
Partly convertible debentures	0		0
Fully convertible debentures	0		0
Total			174,102,000,000

Details of debentures

Class of debentures	Outstanding as at the beginning of the year	Increase during the year	Decrease during the year	Outstanding as at the end of the year
Non-convertible debentures	159,102,000,000	15,000,000,000	0	174,102,000,000
Partly convertible debentures	0	0	0	0
Fully convertible debentures	0	0	0	0

(v) Securities (other than shares and debentures)

0

Type of Securities	Number of Securities	Nominal Value of each Unit	Total Nominal Value	Paid up Value of each Unit	Total Paid up Value
Total					

V. *Turnover and net worth of the company (as defined in the Companies Act, 2013)

(i) Turnover

7,284,599,400,000

(ii) Net worth of the Company

1,140,307,900,000

VI. (a) *SHARE HOLDING PATTERN - Promoters

S. No.	Category	Equity		Preference	
		Number of shares	Percentage	Number of shares	Percentage
1.	Individual/Hindu Undivided Family				
	(i) Indian	0	0	0	
	(ii) Non-resident Indian (NRI)	0	0	0	
	(iii) Foreign national (other than NRI)	0	0	0	
2.	Government				
	(i) Central Government	4,848,133,178	51.5	0	
	(ii) State Government	0	0	0	
	(iii) Government companies	0	0	0	
3.	Insurance companies	0	0	0	
4.	Banks	0	0	0	
5.	Financial institutions	0	0	0	

6.	Foreign institutional investors	0	0	0	
7.	Mutual funds	0	0	0	
8.	Venture capital	0	0	0	
9.	Body corporate (not mentioned above)	0	0	0	
10.	Others	0	0	0	
	Total	4,848,133,178	51.5	0	0

Total number of shareholders (promoters)

1

(b) *SHARE HOLDING PATTERN - Public/Other than promoters

S. No.	Category	Equity		Preference	
		Number of shares	Percentage	Number of shares	Percentage
1.	Individual/Hindu Undivided Family				
	(i) Indian	520,244,933	5.53	0	
	(ii) Non-resident Indian (NRI)	14,185,998	0.15	0	
	(iii) Foreign national (other than NRI)	1,965	0	0	
2.	Government				
	(i) Central Government	0	0	0	
	(ii) State Government	10,800,000	0.11	0	
	(iii) Government companies	1,822,805,752	19.36	0	
3.	Insurance companies	57,633,496	0.61	0	
4.	Banks	1,279,440	0.01	0	
5.	Financial institutions	776	0	0	
6.	Foreign institutional investors	45,008	0	0	
7.	Mutual funds	215,851,960	2.29	0	
8.	Venture capital	0	0	0	
9.	Body corporate (not mentioned above)	42,498,308	0.45	0	
10.	Others Trusts, Clearing Members, I	1,880,678,108	19.98	0	

	Total	4,566,025,744	48.49	0	0
--	--------------	---------------	-------	---	---

Total number of shareholders (other than promoters) 1,368,266

**Total number of shareholders (Promoters+Public/
Other than promoters)** 1,368,267

(c) *Details of Foreign institutional investors' (FIIs) holding shares of the company 1

Name of the FII	Address	Date of Incorporation	Country of Incorporation	Number of shares held	% of shares held
THE BOEING COMPANY	JPMORGAN CHASE BANK N.A. IND			45,008	

**VII. *NUMBER OF PROMOTERS, MEMBERS, DEBENTURE HOLDERS
(Details, Promoters, Members (other than promoters), Debenture holders)**

Details	At the beginning of the year	At the end of the year
Promoters	1	1
Members (other than promoters)	970,620	1,368,266
Debenture holders	234	261

VIII. DETAILS OF DIRECTORS AND KEY MANAGERIAL PERSONNEL












(A) *Composition of Board of Directors

Category	Number of directors at the beginning of the year		Number of directors at the end of the year		Percentage of shares held by directors as at the end of year	
	Executive	Non-executive	Executive	Non-executive	Executive	Non-executive
A. Promoter	0	0	0	0	0	0
B. Non-Promoter	5	2	8	7	0	0
(i) Non-Independent	5	0	8	0	0	0
(ii) Independent	0	2	0	7	0	0
C. Nominee Directors representing	0	2	0	1	0	0
(i) Banks & FIs	0	0	0	0	0	0
(ii) Investing institutions	0	0	0	0	0	0
(iii) Government	0	2	0	1	0	0
(iv) Small share holders	0	0	0	0	0	0

(v) Others	0	0	0	0	0	0
Total	5	4	8	8	0	0

Number of Directors and Key managerial personnel (who is not director) as on the financial year end date 17

(B) (i) *Details of directors and Key managerial personnel as on the closure of financial year

Name	DIN/PAN	Designation	Number of equity share(s) held	Date of cessation (after closure of financial year : If any)
Shri Shrikant Madhav V 	06995642	Whole-time director	16,572	
Dr. S. S. V. Ramakumar 	07626484	Whole-time director	9,300	
Shri Ranjan Kumar Moh 	08006199	Whole-time director	9,600	
Shri Sandeep Kumar Gu 	07570165	Whole-time director	10,872	
Shri Satish Kumar Vadu 	09322002	Whole-time director	600	
Shri Dayanand Sadashi 	07354849	Whole-time director	2,172	
Ms. Sukla Mistry	09309378	Whole-time director	16,572	
Shri Sujoy Choudhury	09503285	Whole-time director	13,200	
Dr.Navneet Mohan Kotr 	02651712	Nominee director	0	
Ms. Lata Usendi	07384547	Director	0	
Shri Dilip Gogoi Lalung	09398549	Director	0	
Dr. Ashutosh Pant	03057160	Director	0	
Dr. Dattatreya Rao Sirpi 	09400251	Director	0	
Shri Prasenjit Biswas	09398565	Director	0	
Shri Sudipta Kumar Ray 	02534632	Director	0	
Shri Krishnan Sadagopa 	09397902	Director	0	
Shri Kamal Kumar Gwa 	AAEPG4814A	Company Secretar	2,000	

(ii) Particulars of change in director(s) and Key managerial personnel during the year

14

Name	DIN/PAN	Designation at the beginning / during the financial year	Date of appointment/ change in designation/ cessation	Nature of change (Appointment/ Change in designation/ Cessation)
Shri Gurmeet Singh	08093170	Whole-time director	01/04/2021	Cessation
Shri Rajendra Arlekar	08518169	Director	11/07/2021	Cessation
Shri G K Satish	06932170	Whole-time director	01/09/2021	Cessation
Ms. Indrani Kaushal	02091078	Nominee director	25/09/2021	Cessation
Shri Satish Kumar Vadu	09322002	Whole-time director	28/10/2021	Appointment
Shri Dilip Gogoi Lalung	09398549	Director	24/11/2021	Appointment
Dr. Ashutosh Pant	03057160	Director	24/11/2021	Appointment
Dr. Dattatreya Rao Sirpi	09400251	Director	24/11/2021	Appointment
Shri Prasenjit Biswas	09398565	Director	24/11/2021	Appointment
Shri Sudipta Kumar Ray	02534632	Director	24/11/2021	Appointment
Shri Krishnan Sadagopa	09397902	Director	24/11/2021	Appointment
Shri Dayanand Sadashi	07354849	Whole-time director	28/12/2021	Appointment
Ms. Sukla Mistry	09309378	Whole-time director	07/02/2022	Appointment
Shri Sujoy Choudhury	09503285	Whole-time director	23/02/2022	Appointment

IX. MEETINGS OF MEMBERS/CLASS OF MEMBERS/BOARD/COMMITTEES OF THE BOARD OF DIRECTORS

A. MEMBERS/CLASS /REQUISITIONED/NCLT/COURT CONVENED MEETINGS

Number of meetings held

1

Type of meeting	Date of meeting	Total Number of Members entitled to attend meeting	Attendance	
			Number of members attended	% of total shareholding
Annual General Meeting	27/08/2021	1,028,074	227	65.71

B. BOARD MEETINGS

*Number of meetings held

9

S. No.	Date of meeting	Total Number of directors associated as on the date of meeting	Attendance	
			Number of directors attended	% of attendance
1	19/05/2021	9	9	100
2	30/06/2021	9	9	100
3	30/07/2021	8	8	100
4	26/08/2021	8	7	87.5
5	30/09/2021	6	6	100
6	30/10/2021	7	7	100
7	20/12/2021	13	13	100
8	31/01/2022	14	14	100
9	16/03/2022	16	16	100

C. COMMITTEE MEETINGS

Number of meetings held

21

S. No.	Type of meeting	Date of meeting	Total Number of Members as on the date of the meeting	Attendance	
				Number of members attended	% of attendance
1	Audit Committee	18/05/2021	3	3	100
2	Audit Committee	29/06/2021	3	3	100
3	Audit Committee	29/07/2021	3	3	100
4	Audit Committee	26/08/2021	3	2	66.67
5	Audit Committee	31/01/2022	4	4	100
6	Audit Committee	25/02/2022	4	2	50
7	Audit Committee	15/03/2022	4	4	100
8	Nomination and Remuneration	31/01/2022	6	6	100
9	Stakeholders' Meeting	24/02/2022	4	4	100
10	Corporate Social Responsibility	06/05/2021	4	3	75

D. *ATTENDANCE OF DIRECTORS

S. No.	Name of the director	Board Meetings			Committee Meetings			Whether attended AGM held on
		Number of Meetings which director was entitled to attend	Number of Meetings attended	% of attendance	Number of Meetings which director was entitled to attend	Number of Meetings attended	% of attendance	
1	Shri Shrikant M	9	9	100	3	3	100	
2	Dr. S. S. V. Ra	9	9	100	5	3	60	
3	Shri Ranjan K	9	9	100	11	10	90.91	
4	Shri Sandeep	9	9	100	13	13	100	
5	Shri Satish Ku	4	4	100	5	4	80	
6	Shri Dayanand	2	2	100	0	0	0	
7	Ms. Sukla Mis	1	1	100	1	1	100	
8	Shri Sujoy Ch	1	1	100	2	2	100	
9	Dr.Navneet M	9	8	88.89	6	4	66.67	
10	Ms. Lata User	9	9	100	16	15	93.75	
11	Shri Dilip Gog	3	3	100	2	2	100	
12	Dr. Ashutosh F	3	3	100	2	2	100	
13	Dr. Dattatreya	3	3	100	4	4	100	
14	Shri Prasenjit	3	3	100	3	3	100	
15	Shri Sudipta K	3	3	100	4	4	100	
16	Shri Krishnan	3	3	100	0	0	0	

X. *REMUNERATION OF DIRECTORS AND KEY MANAGERIAL PERSONNEL

Nil

Number of Managing Director, Whole-time Directors and/or Manager whose remuneration details to be entered

9

S. No.	Name	Designation	Gross Salary	Commission	Stock Option/ Sweat equity	Others	Total Amount
1	Shri Shrikant Madh...	Chairman	6,977,480	0	0	0	6,977,480
2	Dr. S. S. V. Ramaku...	Director (Resear...	7,943,094	0	0	0	7,943,094
3	Shri Ranjan Kumar	Director (Humar...	8,841,306	0	0	0	8,841,306
4	Shri Sandeep Kuma...	Director (Financ...	7,205,500	0	0	0	7,205,500
5	Shri Satish Kumar V...	Director (Market...	2,208,376	0	0	0	2,208,376
6	Shri Dayanand Sad...	Director (Pipelin...	1,540,955	0	0	0	1,540,955
7	Ms. Sukla Mistry	Director (Refine...	912,972	0	0	0	912,972
8	Shri Sujoy Choudhu...	Director (Plannir...	557,488	0	0	0	557,488
9	Shri G. K. Satish	Director (Plannir...	12,060,435	0	0	0	12,060,435
	Total		48,247,606	0	0	0	48,247,606

Number of CEO, CFO and Company secretary whose remuneration details to be entered

1

S. No.	Name	Designation	Gross Salary	Commission	Stock Option/ Sweat equity	Others	Total Amount
1	Kamal Kumar Gwal...	Company Secre...	6,865,576	0	0	0	6,865,576
	Total		6,865,576	0	0	0	6,865,576

Number of other directors whose remuneration details to be entered

8

S. No.	Name	Designation	Gross Salary	Commission	Stock Option/ Sweat equity	Others	Total Amount
1	Ms. Lata Usendi	Independent Dir...	0	0	0	1,000,000	1,000,000
2	Shri Dilip Gogoi Lal...	Independent Dir...	0	0	0	240,000	240,000
3	Dr. Ashutosh Pant	Independent Dir...	0	0	0	240,000	240,000
4	Dr. Dattatreya Rao	Independent Dir...	0	0	0	320,000	320,000
5	Shri Prasenjit Biswa...	Independent Dir...	0	0	0	280,000	280,000
6	Shri Sudipta Kumar	Independent Dir...	0	0	0	320,000	320,000
7	Shri Krishnan Sada...	Independent Dir...	0	0	0	280,000	280,000
8	Shri Rajendra Arlek...	Independent Dir...	0	0	0	280,000	280,000
	Total		0	0	0	2,960,000	2,960,000

XI. MATTERS RELATED TO CERTIFICATION OF COMPLIANCES AND DISCLOSURES

* A. Whether the company has made compliances and disclosures in respect of applicable provisions of the Companies Act, 2013 during the year Yes No

B. If No, give reasons/observations

XII. PENALTY AND PUNISHMENT - DETAILS THEREOF

(A) DETAILS OF PENALTIES / PUNISHMENT IMPOSED ON COMPANY/DIRECTORS /OFFICERS Nil

Name of the company/ directors/ officers	Name of the court/ concerned Authority	Date of Order	Name of the Act and section under which penalised / punished	Details of penalty/ punishment	Details of appeal (if any) including present status

(B) DETAILS OF COMPOUNDING OF OFFENCES Nil

Name of the company/ directors/ officers	Name of the court/ concerned Authority	Date of Order	Name of the Act and section under which offence committed	Particulars of offence	Amount of compounding (in Rupees)

XIII. Whether complete list of shareholders, debenture holders has been enclosed as an attachment

Yes No

(In case of 'No', submit the details separately through the method specified in instruction kit)

XIV. COMPLIANCE OF SUB-SECTION (2) OF SECTION 92, IN CASE OF LISTED COMPANIES

In case of a listed company or a company having paid up share capital of Ten Crore rupees or more or turnover of Fifty Crore rupees or more, details of company secretary in whole time practice certifying the annual return in Form MGT-8.

Name

Nrupang Dholakia

Whether associate or fellow Associate Fellow

Certificate of practice number

I/We certify that:

- (a) The return states the facts, as they stood on the date of the closure of the financial year aforesaid correctly and adequately.
 (b) Unless otherwise expressly stated to the contrary elsewhere in this Return, the Company has complied with all the provisions of the Act during the financial year.

Declaration

I am Authorised by the Board of Directors of the company vide resolution no. .. dated

(DD/MM/YYYY) to sign this form and declare that all the requirements of the Companies Act, 2013 and the rules made thereunder in respect of the subject matter of this form and matters incidental thereto have been complied with. I further declare that:

1. Whatever is stated in this form and in the attachments thereto is true, correct and complete and no information material to the subject matter of this form has been suppressed or concealed and is as per the original records maintained by the company.
2. All the required attachments have been completely and legibly attached to this form.

Note: Attention is also drawn to the provisions of Section 447, section 448 and 449 of the Companies Act, 2013 which provide for punishment for fraud, punishment for false statement and punishment for false evidence respectively.

To be digitally signed by

Director

DIN of the director

To be digitally signed by

- Company Secretary
- Company secretary in practice

Membership number

Certificate of practice number

Attachments

1. List of share holders, debenture holders
2. Approval letter for extension of AGM;
3. Copy of MGT-8;
4. Optional Attachment(s), if any

-
-
-
-

List of attachments

This eForm has been taken on file maintained by the Registrar of Companies through electronic mode and on the basis of statement of correctness given by the company



IndianOil

Indian Oil Corporation Limited
[CIN – L23201MH1959GOI011388]

Regd. Office: 'IndianOil Bhavan', G-9, Ali Yavar Jung Marg, Bandra (E), Mumbai - 400051

Tel: 022-26447327, **Email Id:** investors@indianoil.in, **Website:** www.iocl.com

Annexure to the Annual Return for the year 2021-22

IX (C) COMMITTEE MEETINGS

S.No.	Type of Meeting	Date of Meeting	Total number of members as on the date of the meeting	Attendance	
				Number of members attended	% of attendance
11	Corporate Social Responsibility & Sustainable Development Committee Meeting	18-May-2021	4	4	100
12	Corporate Social Responsibility & Sustainable Development Committee Meeting	28-Jun-2021	4	4	100
13	Corporate Social Responsibility & Sustainable Development Committee Meeting	30-Jul-2021	4	4	100
14	Corporate Social Responsibility & Sustainable Development Committee Meeting	03-Sep-2021	3	3	100
15	Corporate Social Responsibility & Sustainable Development Committee Meeting	30-Sep-2021	4	4	100
16	Corporate Social Responsibility & Sustainable Development Committee Meeting	30-Oct-2021	5	5	100
17	Corporate Social Responsibility & Sustainable Development Committee Meeting	17-Dec-2021	6	5	83.33
18	Corporate Social Responsibility & Sustainable Development Committee Meeting	28-Jan-2022	6	5	83.33
19	Corporate Social Responsibility & Sustainable Development Committee Meeting	31-Mar-2022	6	5	83.33
20	Risk Management Committee	27-Oct-2021	5	5	100
21	Risk Management Committee	24-Mar-2022	7	7	100


KAMAL KUMAR GWALANI
COMPANY SECRETARY
INDIAN OIL CORPORATION LTD.
IndianOil Bhavan, G-9, Ali Yavar Jang Marg,
Bandra (East), Mumbai-400 051.
Membership No. 13737