

Extraordinary Performance

Robust Transition



IndianOil

Integrated Annual Report 2022-23



Extraordinary Performance Robust Transition

IndianOil is delighted to present its Integrated Annual Report for the year 2022-23. The minimalistic cover design captures the vast spectrum of business interests and offerings of the Company, that includes refining, pipelines, marketing, R&D and alternative energy. The pristine white space symbolises the wide horizon of unbounded opportunities, ready to be painted with the hues of growth and sustainability, going forward.

The illustration flows seamlessly across the back page and showcases IndianOil's social and environmental stewardship initiatives. The Company's endeavours focused on biodiversity conservation, empowering communities, fostering sports ecosystem, among others, aim to make a meaningful impact on the society at large.

During the year 2022-23, IndianOil displayed **extraordinary performance** in the face of significant challenges. Amid the volatility of the global energy sector, IndianOil stood as a beacon of resilience, fuelling the nation's progress with unwavering dedication. It has achieved the best-ever operational performance, delivered on expectations and set new industry benchmarks.

Simultaneously, considering the evolving energy dynamics, IndianOil has developed a **robust transition** plan. The commitment towards achieving Net-Zero operational emissions by 2046, targeting Scope 1 and Scope 2 emissions, reflects the Company's dedication to shape a greener future, while ensuring a balanced energy transition.

Discover the remarkable journey of IndianOil in the Integrated Annual Report for 2022-23, where the vast landscape of promising prospects awaits to be unfolded, ushering in a bright future for the 'Planet and People'.





This is IndianOil's

INTEGRATED ANNUAL REPORT for the Year 2022-23

For more information visit



www.iocl.com



or scan QR code

Forward-looking Statements

We have exercised utmost care in the preparation of this report. It might include forecasts and/or information relating to forecasts. Facts, expectations, and past data are typically the basis of forecasts. As with all forward-looking statements, the actual result may deviate from the forecast. As a result, we can provide no assurance on the correctness, completeness, and up-to-date nature of the information for our forward-looking statements, as well as for those declared as taken from third parties. Therefore, appropriate discretion on the part of readers is advised. We undertake no obligation to publicly update any forward-looking statements, whether as a result of new information, future events, or otherwise.

It provides detailed information about **IndianOil's progress and highlights for the year ended March 31, 2023**. This is the primary report to our stakeholders in which we aim to provide a balanced and accurate reflection of our value creation methodology, risks and opportunities, materiality assessment, stakeholder engagement and our performance scorecard through the deployment of each capital as well as our future roadmap.

Integrated and Sustainable Thinking

At IndianOil, we understand that value creation cannot happen in a vacuum. It is possible only through careful consideration of the relationship between the capitals that we use and the potential linkages between our strategic choice and actions that we undertake to deliver on our vision. This has an impact on our ability to create value for our stakeholders over the short, medium and long term. In addition, our activities also contribute to the United Nations Sustainable Development Goals (SDGs) covering a range of multi-stakeholder goals that we aspire to achieve.

Reporting Frameworks

The report follows the International Integrated Reporting Council (IIRC) framework, which allows us to tell our members and other stakeholders how we create value for them. A consolidated assessment of the six capitals provides both our strategy as well as the internal materiality process we have used

to determine the content and structure of this report. The financial and statutory data presented in this report are in line with the requirements of the Companies Act, 2013 and rules notified thereunder, the Indian Accounting Standards, the Securities and Exchange Board of India (Listing Obligations and Disclosure Requirements) Regulations, 2015, and the Secretarial Standards.

Reporting Period

This integrated report primarily covers the 12-month period from April 01, 2022 to March 31, 2023. However, certain sections of this report represent facts and figures of the previous years as well. The details and information in the Integrated Report pertain to Indian Oil Corporation Limited on standalone basis, unless otherwise specified. Both the financial and non-financial aspects are in accordance with the applicable laws, regulations and standards of the Republic of India.

Inside the Report



Mathura Refinery



IndianOil's Brand Mascot -
Single-Horned Indian Rhino



Corporate Overview

- 4 Harnessing Infinite Energy, Powering a Sustainable Tomorrow
- 6 IndianOil - Etching India's Growth Story
- 10 Performance with Purpose
- 12 Chairman's Message
- 24 Navigating Risks, Forging Excellence
- 30 Business Model Fuelling Prosperity
- 32 Materiality Assessment
- 34 Collective Vision, Shared Responsibility
- 40 Empowering Trust through Governance
- 42 Board of Directors
- 44 Making a Difference, SDGs in Motion

Description of Capitals

- 46 Financial Capital
- 50 Manufactured Capital
- 60 Intellectual Capital
- 68 Human Capital
- 74 Social and Relationship Capital
- 80 Natural Capital

92 Awards and Accolades

Corporate Information

- 96 Core Team
- 98 Senior Management Team
- 101 Main Offices and Major Units
- 102 Group Companies
- 104 Performance at a Glance

Statutory Reports

- 108 Directors' Report
- 130 Annexure I - SC/ST/OBC Report
- 131 Annexure II - CSR Report
- 143 Annexure III - Secretarial Audit Report
- 145 Annexure IV - Report on Energy Conservation, Technology Absorption and Foreign Exchange Earning
- 154 Report on Corporate Governance
- 176 Management's Discussion & Analysis

Financial Statements

Standalone Financial Statements

- 193 Independent Auditors' Report
- 210 Balance Sheet
- 212 Statement of Profit & Loss
- 214 Cash Flows Statement
- 216 Statement of Changes in Equity
- 218 Notes
- 322 Income & Expenditure Account-Township, etc.

Consolidated Financial Statements

- 324 Independent Auditors' Report
- 332 Balance Sheet
- 334 Statement of Profit & Loss
- 336 Cash Flows Statement
- 338 Statement of Changes in Equity
- 340 Notes

448 Comments of Comptroller and Auditor General of India

451 Notice

Harnessing Infinite Energy, Powering a Sustainable Tomorrow



Net-Zero

by 2046



10

Group Refineries



17,564 km

Pipeline Length



60,000 +

Customer Touchpoints



1,646

Patents Filed



₹ 9,34,953 Crore

Revenue from Operations



₹ 8,242 Crore

Net Profit



95.714 Million Tonnes

Highest ever Sales Volume



₹ 37,287 Crore

Capex Spend



Ongoing Refinery Expansions:

15 to 25 MMTPA

Panipat Refinery

13.7 to 18 MMTPA

Gujarat Refinery

6 to 9 MMTPA

Barauni Refinery

0.65 to 1 MMTPA

Digboi Refinery

10.5 to 19.5 MMTPA

CPCL (Manali Refinery and the upcoming Cauvery Basin Refinery)



₹ 264.03 Crore

Total CSR Expenditure

Highest

ever revenue from operations
₹ **9,34,953 Crore**

28% YOY growth
(Year-on-Year)

Leader

In the Oil & Gas sector
[As per Bloomberg New
Energy Finance (BNEF)]



Economic

₹ **8,242 Crore**

PAT

₹ **28,487 Crore**

EBITDA

6.19%

ROCE



Environment

297 Trillion BTU

Energy consumed

146.19 Billion

Litres water consumed

₹ **582.80 Crore**

Investment in renewable energy and greening efforts



Social

₹ **264.03 Crore**

CSR expenditure

466

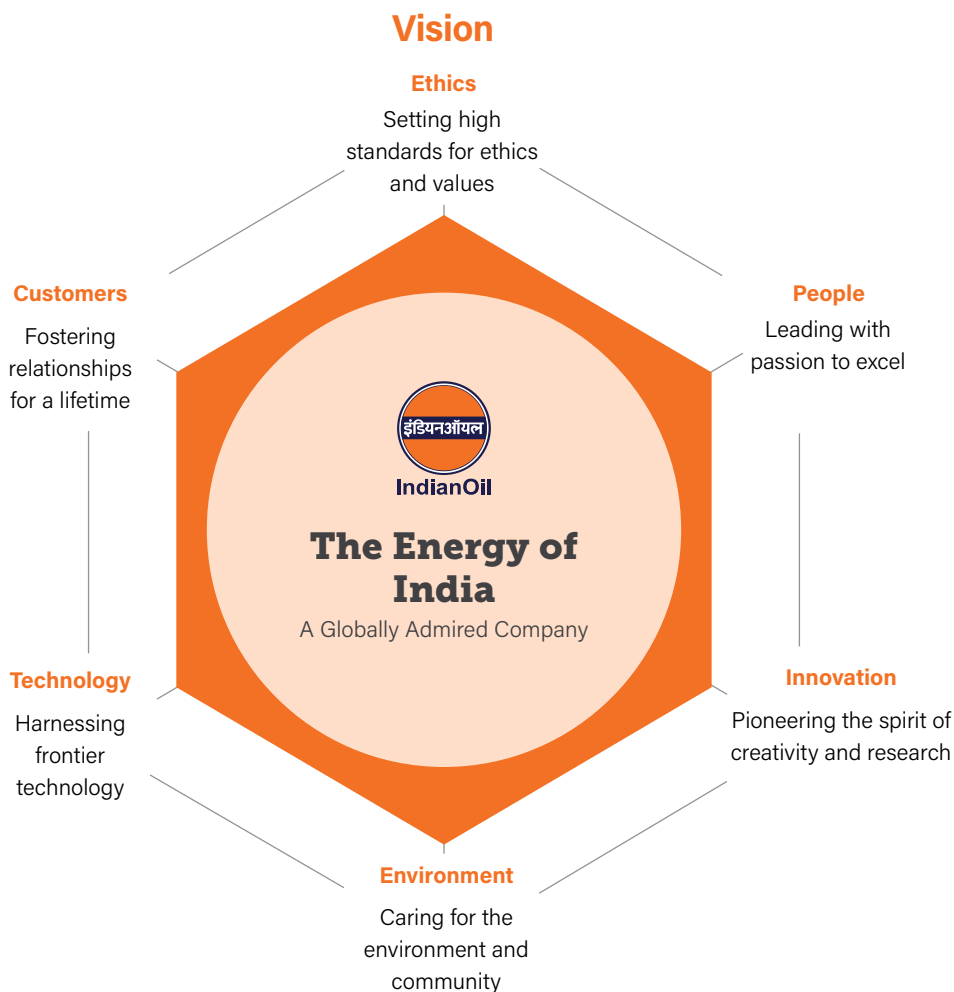
CSR projects undertaken in 2022-23

57 Lakh

Beneficiaries

IndianOil - Etching India's Growth Story

IndianOil, as India's leading energy major, takes great pride in its unwavering commitment to serve the nation 24x7 and contribute to its energy security. With an ideology of being 'Pehle Indian Phir Oil,' IndianOil prioritises the well-being and progress of the nation above all. To further emphasise this commitment, a new core value, 'Nation-First,' was introduced alongside the existing values of Care, Innovation, Passion, and Trust. The announcement of this new core value was made during the Values Day celebration on June 30, 2023. This date is historically significant as it marks the day in 1959 when Indian Oil Company Ltd. was incorporated. Subsequently on September 01, 1964, Indian Refineries Ltd. was merged with Indian Oil Company Ltd. and the name was changed to Indian Oil Corporation Ltd.



IndianOil Values - The North Star Guiding Our Thoughts and Actions

Propel the Nation

Contribute to India's growth story; Dedicate time, energy, and resources for the nation and fellow citizens.

Drive Business Vision

Build and nurture meaningful connections; Drive IndianOil closer to its' vision with a sense of collective purpose & responsibility.

Solve for Tomorrow

Embrace a future-oriented mindset; Strive for innovative and sustainable solutions for the organisation and the planet.

Dare to be Bold

Step outside of comfort zones. Make informed bets and pursue ambitious endeavours with courage, confidence and conviction.

Commit to Deliver

Uphold the IndianOil brand by delivering on promises; Be reliable by doing the right thing, always.



On Duty Always

Be 'On-duty 24x7' with a sense of patriotism and deliver even in difficult circumstances.

Lead with Empathy

Put people first in every interaction (internal or external) to understand, prioritize and serve their needs.

Respond with Agility

Empower everyone to make prompt decisions; Be nimble in today's dynamic environment.

Go the Xtra Mile

Exceed expectations by going above and beyond the call of duty with perseverance and determination.

Grow the Ecosystem


Create win-win situations with all stakeholders; Leverage synergies to drive positive impact and growth for everyone.

Robust Growth Powered by a Strategic Business Portfolio



Refining, Pipelines and Marketing


We are among the leading downstream oil and gas companies in India. Our refineries have consistently expanded their product range and implemented new energy solutions, achieving several notable 'firsts'. The Pipelines Division recently accomplished a significant milestone by successfully completing the longest-ever pipeline expansion, reiterating our commitment to improving our infrastructure and expanding our reach. Alongside, we are strengthening our petroleum marketing and distribution network to further reinforce our position as a market leader.

 (refer page 51-55 of the report for more details)



Natural Gas


To ensure a reliable and sustainable supply of clean energy, we are scaling up operations to foster a steady supply of natural gas to our expanding customer base.

 (refer page 56 of the report for more details)



Petrochemicals

Guided by our vision to become the largest petrochemicals player in India, we are taking steps to integrate our downstream operations and establishing a robust international presence.

 (refer page 57 of the report for more details)



Exploration and Production

We are actively bolstering our position in the Exploration and Production (E&P) sector through strategic investments for acquiring E&P assets in domestic and international markets. It has resulted in notable increase in production during the current Financial Year.




(refer page 58 of the report for more details)




Other Energy Segments and Businesses

As a partner in India's journey towards Net-Zero, we are actively pursuing opportunities in renewable energy, waste-to-energy, bio-energy, sustainable aviation fuel, green hydrogen, amongst others.

Performance with Purpose



Financial Capital




Key Performance Indicators


<p style="font-size: 24px; margin: 0;">₹ 20,985</p> <p style="font-weight: bold; margin: 0;">Crore</p> <p style="font-size: 14px; margin: 0;">Operating cash flow</p>	<p style="font-size: 24px; margin: 0;">₹ 28,487</p> <p style="font-weight: bold; margin: 0;">Crore</p> <p style="font-size: 14px; margin: 0;">EBITDA</p>
<p style="font-size: 24px; margin: 0;">₹ 8,242</p> <p style="font-weight: bold; margin: 0;">Crore</p> <p style="font-size: 14px; margin: 0;">PAT</p>	

Material Issues

- Market Volatility
- Economic Performance
- Business Ethics and Accountability



Manufactured Capital



Key Performance Indicators


<p style="font-size: 24px; margin: 0;">70.05</p> <p style="font-weight: bold; margin: 0;">MMTPA</p> <p style="font-size: 14px; margin: 0;">Refining capacity</p>	<p style="font-size: 24px; margin: 0;">17,000+</p> <p style="font-weight: bold; margin: 0;">km</p> <p style="font-size: 14px; margin: 0;">Pipeline network</p>
<p style="font-size: 24px; margin: 0;">1,788</p> <p style="font-weight: bold; margin: 0;">CNG stations</p>	<p style="font-size: 24px; margin: 0;">₹ 37,287</p> <p style="font-weight: bold; margin: 0;">Crore</p> <p style="font-size: 14px; margin: 0;">Capital expenditure</p>

Material Issues

- Product Stewardship
- Customer Satisfaction and Brand Loyalty
- Sustainable Supply Chain



Human Capital



Key Performance Indicators

<p style="font-size: 24px; margin: 0;">31,095</p> <p style="font-weight: bold; margin: 0;">Total workforce</p>	<p style="font-size: 24px; margin: 0;">0.9%</p> <p style="font-weight: bold; margin: 0;">Attrition rate</p>
<p style="font-size: 24px; margin: 0;">7,75,868</p> <p style="font-weight: bold; margin: 0;">Hours of training and development</p>	<p style="font-size: 24px; margin: 0;">₹ 169.68</p> <p style="font-weight: bold; margin: 0;">Crore</p> <p style="font-size: 14px; margin: 0;">Spent on training and development</p>

Material Issues

- Employment Practices
- Compliance and Governance
- Labour Rights and Relations
- Health and Safety

Intellectual Capital



Key Performance Indicators

1,646

Patents filed till date

462

R&D team size

₹ 698 Crore

R&D expenditure

Material Issues

- Digitisation
- Circularity/Materials
- Product Stewardship

Social and Relationship Capital



Key Performance Indicators

₹ 264.03 Crore

Total CSR spend in 2022-23

21,350 girls

Benefitted from Project Garima

3,530 farmers

Benefitted through Project Vayu Amrit

Material Issues

- Economic Performance
- Customer Satisfaction and Brand Loyalty
- Community Development

Natural Capital



Key Performance Indicators

238.70 MW

Renewable energy capacity

280.29 MT

Waste paper recycled

89%

Reuse of treated wastewater

20 Million

Discarded PET bottles recycled

Material Issues

- Climate Change Mitigation
- Managing Environmental Impacts
- Circularity/Materials

Chairman's Message



IndianOil made its mark among the 'Top 10 Strongest Oil and Gas Brands' worldwide (Brand Finance Plc 2022 listing) and was also named as the 'Most Loved Non-FMCG Brand' by Kantar Brandz (2022).

Shrikant Madhav Vaidya
Chairman, IndianOil

Dear Shareholders,

It is my privilege to present to you the Integrated Annual Report of your Company for 2022-23. It captures the essence of a year that reflects the milestones and values that define IndianOil, and how it has emerged as the harbinger of India's energy transition journey. I feel proud that our dedicated team has consistently delivered outstanding results to enhance shareholders' value. Let me reiterate that we remain committed to maintaining the highest standards of corporate governance, transparency, and accountability, ensuring that the interests of our stakeholders are safeguarded at every step.

I am happy to share that your Company's performance in 2022-23 was indeed stellar across all operational fronts. During the year, your Company registered its highest-ever Revenue from Operations, at ₹9,34,953 Crore (Rupees Nine Lakh Thirty-Four Thousand Nine Hundred and Fifty-Three Crore). We also notched up a net profit of ₹8,242 Crore (Rupees Eight Thousand Two hundred and Forty-Two Crore), that underscores the inherent resilience that empowers us to rise above global challenges and make a mark. We also achieved the highest ever sales volume of 95.714 Million Metric Tonnes of products, cementing our leadership position in the business. Honours also rolled in as your Company made its mark among the 'Top 10 Strongest Oil and Gas Brands' worldwide (Brand Finance Plc 2022 listing) and was also named as the 'Most Loved Non-FMCG Brand' by Kantar Brandz (2022).

It was also a year of shining milestones like silver jubilee celebrations of Panipat Refinery & Petrochemical Complex, and the Pipelines Division, golden jubilee of Bongaigaon Refinery and the diamond jubilee of Guwahati Refinery.

Values that Steer India's Energy Vision

I strongly believe that organisational success endures only when it is backed by an unwavering commitment to values that

shine above business dimensions. The above numbers, milestones and accolades were delivered by our super-motivated energy soldiers, demonstrating the tenet of 'Pehle Indian Phir Oil' or Nation before business, in letter and spirit. Beyond our much-celebrated core values of Care, Innovation, Passion, and Trust, the spirit of 'Nation-First' is infused in our DNA and has turned your Company into the force it is today. Thus, in a natural progression, we have added another core value, 'Nation-First', to our existing values. To reiterate and reaffirm our commitment to our Values, the first Values Day was celebrated on June 30, 2023. This marks the landmark day in 1959, when Indian Oil Company Ltd., the precursor to Indian Oil Corporation Ltd., was incorporated.

The journey of over six decades of energising India has been deeply fulfilling. We are geared to catalyse the country's growth trajectory, as the energy custodians, and the architects of a brighter tomorrow. In specific terms your Company, has a distinct vision to drive India's energy destiny. Currently, we have a 9% share in India's energy pie, and we intend to increase our contribution to around 1/8th or 12.5% by 2050. There is a concrete action plan to get there and establish your

Company as a 360-degree energy company. The blueprint encompasses leveraging varied pathways to fulfil the rapidly growing energy demand of an ascendant India.

Taking on the green mantle

Under India's G20 Presidency, 'ensuring universal energy access and just, affordable, and inclusive energy transitions' is a key priority, that echoes the need for striking a strategic balance while driving accelerated, inclusive, and resilient growth in the energy sector.

Beyond fuelling, we aspire to be the vitalising force in greening an ascendant nation. India's resolve to achieve the Net-Zero Goal by 2070, defines this 'New India', that is ambitious, socially empathetic, and environmentally sensitive. Aligning with these national targets, during the last Annual General Meeting, your Company committed itself to achieving Net-Zero operational emissions by 2046, aiming to mitigate both Scope 1 & 2 emissions.

This declaration is a defining moment in the history of your Company that demonstrates its firm resolve of leading India's energy transition journey from the front. We already have a well-crafted blueprint in place with

a multi-pronged approach to gradually take us towards the Net-Zero destination with an investment of around USD 30 Billion till 2046. The various emission mitigation pathways such as green hydrogen, biofuels, renewables, carbon offsetting, and Carbon Capture Utilisation and Storage (CCUS) are already underway to steer the green journey.

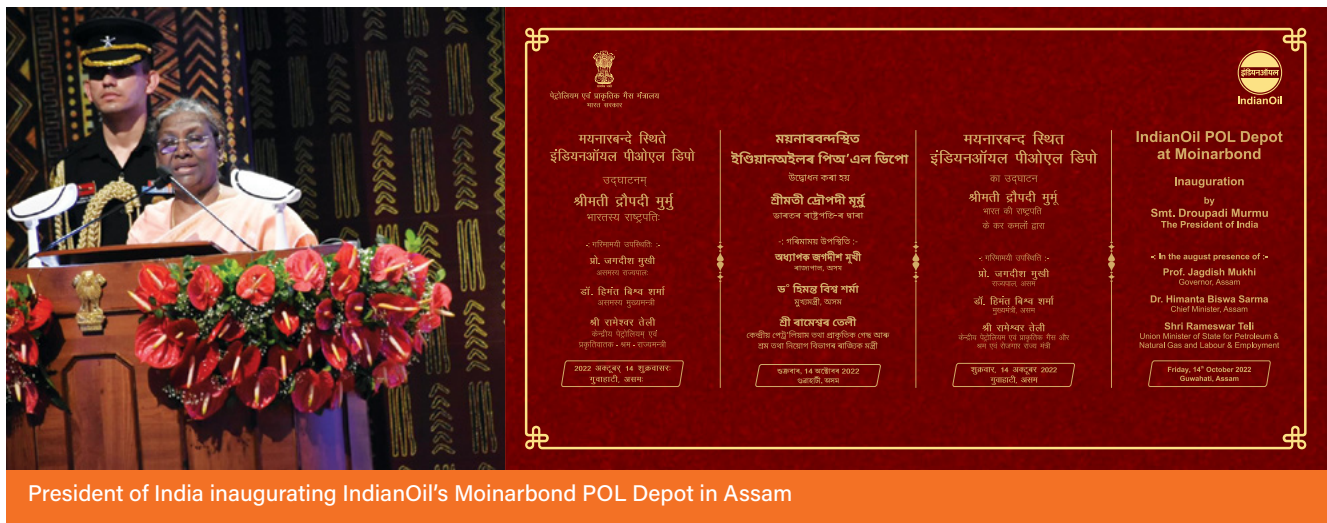
Powering Progress

While steering India's green agenda, I must underline, that given India's progress trajectory and geopolitical realities, it is imperative to strengthen our focus on the traditional business.

The country's energy demand is all set to go up as the Indian economy is pacing ahead, aiming for the USD 5 Trillion mark by 2025 and USD 10 Trillion by 2030. In fact, the tumultuous geopolitical events that unfolded in 2022, led to the developed economies rearranging their energy baskets and lean towards conventional fuels. Let me assure you that we are focused on accelerating the traditional energy avenues, while shaping the green energy vision. Our physical performance of 2022-23 demonstrates the preparedness to cater to the rising demand, efficiently and sustainably.



Announcement of IndianOil's Net-Zero commitment



President of India inaugurating IndianOil's Moinarbond POL Depot in Assam

CAPEX Goals: Delivered & Excelled

Your Company contributes to more than 25% of the total Capex incurred by PSUs under the Ministry of Petroleum & Natural Gas, reflecting its energy leadership. For 2022-23, your Company achieved a Capex of ₹ 37,287 Crore, which is 131% of the utilisation value budgeted for the fiscal year. The ambitious Capex of ₹ 30,395 Crore for 2023-24 reiterates our commitment to serve the nation with all its might, in the years ahead.

Refineries: Redefining Possibilities

In the year 2022-23, our refineries operated at a record capacity utilisation of over 103% and achieved the highest ever crude processing volume of 72.4 Million Metric Tonnes (MMT). In fact, we continued to push boundaries to step-up the operational efficiency of the refineries, expanded the crude basket to add 36 new crude oil grades (reaching 247 grades) and undertook multiple projects to strengthen our core capabilities.

In August 2022, the Prime Minister inaugurated the 2G Ethanol Plant at Panipat, marking a significant milestone in sustainability. The first Wet Sulphuric Acid Plant was commissioned at Haldia, and the Linear Alkyl Benzene (LAB) unit at Gujarat was revamped. I am happy to share that your Company has formed a Joint Venture Company, 'Cauvery Basin Refinery & Petrochemicals Ltd.', with the subsidiary

company Chennai Petroleum Corporation Ltd. (CPCL), to establish a 9 MMTPA Cauvery Basin Refinery (CBR) at Nagapattinam in Tamil Nadu.

To ensure uninterrupted energy access for India's rising socio-economic demands, we are investing over ₹ 1 Lakh Crore in strategic brownfield capacity expansions. The key projects under execution include refinery expansions at Panipat Refinery (from 15 to 25 MMTPA), Gujarat Refinery (from 13.7 to 18 MMTPA), Barauni Refinery (from 6 to 9 MMTPA), Digboi Refinery (from 0.65 to 1 MMTPA); these along with CBR (9 MMTPA) will augment the refining capacity by over

26 MMTPA, taking the group refining capacity of your Company to about 107 MMTPA in the near future.

As part of your Company's forward-looking outlook, the bouquet of value-added offerings is continually being enhanced. The upcoming Catalytic Iso-Dewaxing (CIDW) units at Haldia and Gujarat refineries will boost the production of Lube Oil Base Stock (LOBS), the base ingredient of lubricants. This will give a fillip to 'Atmanirbhar Bharat' by reducing India's import dependence by almost 25%, while cementing leadership in the SERVO lubes segment. A 530 TMT LOBS plant is also being set up at Panipat Refinery.



Stamp release commemorating Silver Jubilee of Panipat Refinery and Petrochemical Complex

Petrochemicals : Expanding footprints of success

Petrochemical integration is the way forward for us in all our refining investments, vital for mitigating the risks from business uncertainties, while enhancing the value of every molecule in the hydrocarbon chain. During the year 2022-23, we continued to make significant strides in this vital sector by expanding our petrochemical capacity from 3.7 MMTPA to 4.1 MMTPA and attained an annual petrochemical sale of 2.23 MMT with a remarkable 4% growth in the Paraxylene (PX)/Para Terephthalic Acid (PTA) sales segment.

Your Company continues to drive progress and self-reliance in India's petrochemical sector with strategic investments. These include implementing a 387 KTA Styrene unit and a 60 KTA Poly Butadiene Rubber (PBR) plant at Panipat to support the growing demand and reducing imports of Styrene and PBR. Moreover, the upcoming polyester yarn and fibre production facility at Bhadrak in Odisha will enhance downstream integration in the textile industry, promote resource efficiency and generate employment opportunities.

The Board, in a key move, has approved setting-up of Paradip Petrochemical Complex



IndianOil inked an agreement with Snam, Italy to explore repurposing of existing gas pipelines for hydrogen transport

in Odisha, at an estimated cost of over ₹ 61,000 Crore. This is our single largest investment at a location that will raise the Petrochemical Intensity Index and enhance India's self-sufficiency in this critical sector.

Pipelines : Channelising Energy Excellence

Our pipelines network achieved remarkable milestones, with record throughput of over 53 MMT for the crude and 41.7 MMT for the product pipelines. During the financial year, 2,454 km of pipelines were commissioned, taking our energy highways to a length of 17,564 km.

Besides being 'The Energy of India,' your Company continues to support the country's

energy partnerships beyond the borders. An agreement was recently inked between India and Nepal to develop Pipeline infrastructure and Storage Terminals in Nepal. In 2019, your Company had constructed South Asia's first cross-border products pipeline between Motihari (India) and Amlekhgunj (Nepal), which will now be extended up to Chitwan (Nepal); a new transnational petroleum pipeline from Siliguri Terminal (India) to Jhapa in Nepal, will be constructed; new Terminals will come up at Chitwan and Jhapa while Amlekhgunj will be re-engineered as a SMART terminal.

In pursuit of strengthening the energy transition pathway, we are collaborating with Italy's Snam SpA, to explore the possibility of converting the existing natural gas pipelines for hydrogen transportation.

Marketing : Grit, Growth, Glory

During 2022-23, our Marketing network continued its expansion spree, taking our customer touch points across the country to over 60,000 that include 36,445 fuel stations and 12,864 LPG distributorships. Additionally, we have acquired 41 sites to develop Way Side Amenities (WSA), including 10 sites on the Delhi-Mumbai Expressway, which will significantly bolster our presence on India's fast-growing highway networks. IndianOil's strategically designed large-format fuel stations SWAGAT, are tailor-made to suit the needs of highway travellers are turning new leaves of customer delight.



Chairman with Functional Directors and IndianOil Brand Ambassador, John Abraham at the launch of SERVO Hypersport F5 and Grease Miracle

In addition to this, your Company also launched its first retail merchandising store, 'IO Store' in Bengaluru, for an elevated shopping experience and showcasing the rich diversity of the country. The second IO Store is coming up in Mumbai soon.

We are also delighted at how warmly our branded fuels have been greeted by the Indian automobile enthusiasts and we continue to spread our wings. Our 100 Octane petrol XP100, is now being offered at over 200 retail outlets, 95 Octane petrol XP95 is available at over 10,000 outlets, and the green diesel XtraGreen is being retailed at more than 5,500 outlets.

In 2022-23, the sale of XP95 was 4.4% of the total petrol volumes; XtraGreen registered a sale of 0.71% of the total diesel sold. Going forward, by the end of 2023-24, we aim to achieve a conversion target of 10% for XP95 and 5% for XtraGreen, to step up the revenue from branded fuels.

Our niche LPG brands, Munna, XTRATEJ, NANOCUT, and Chhotu are performing well. I am happy to share that in LPG, our innovative streak has extended well beyond product customisations. To ensure seamless tracking, transparency, and trust among Indane customers, your Company, launched a pioneering QR code-based 'Track N Trace'



Launch of Track N Trace initiative for LPG customers

pilot initiative for LPG cylinders on September 02, 2022. This transformative endeavour serves as a testament to your Company's commitment to digital leadership, elevating the customer experience to new heights.

India's most loved homegrown lubricant brand SERVO is also on a sensational trajectory and is attracting endorsement of the very best. On World Environment Day 2023, your Company's brand ambassador, John Abraham launched two premium lubricants. Servo Hypersport F5, a fully synthetic 4T Engine Oil for motorbikes exemplifying SERVO's promise of delivering best-in-class

performance. SERVO Grease Miracle offers a sustainable, high-performance solution crafted from non-lithium indigenous raw materials, showcasing our commitment to provide eco-friendly alternatives.

Committed to an 'Atmanirbhar Bharat'

In another remarkable achievement, IndianOil became the first Company in India to produce and market AVGAS 100 LL, a specialised aviation fuel for two-stroke piston engines, used by pilot training schools and army establishments. Your Company also shipped a batch of the product to Papua New Guinea in January 2023, marking a historic moment that positioned India as an exporter of this niche fuel, from being an importer.

Your Company has also pioneered the development of high precision Reference Fuels in India, for certification and benchmarking by Original Equipment Manufacturers (OEMs), automobile companies and fuel testing agencies. The first batch of the specialised petrol has recently been produced at Paradip refinery. Panipat Refinery will be producing the Diesel reference fuel shortly. The availability of the specialty fuels in the country has evinced keen interest from the stakeholders, and the first sale of reference petrol to Maruti Suzuki India Ltd, is underway.



Launch of AV Gas 100 LL by Union Petroleum Minister at Hindon AFS

Nurturing the Nation's Green Energy Pathways

As I mentioned earlier, to bolster India's Net-Zero ambitions by 2070, your Company has resolved to go for Net-Zero in operational emissions (Scope 1 & 2) by 2046. From well over a decade before the declaration, the teams have been relentlessly working on green energy pathways to catalyse India's green transition, including emission mitigation, energy efficiency, fuel replacement, and renewable energy projects. To meet the funding requirements for these as well as other projects, the Board of the Company has recently announced issue of equity shares on Rights Basis to its existing shareholders, up to ₹22,000 Crore. The issue of equity shares would also improve the ability of the Company to raise debt for the projects. The shares are proposed to be issued during 2023-24, subject to statutory approvals.

The Green Umbrella Entity

We have set out to consolidate the existing green assets under one umbrella. This announcement, made during the inaugural IndianOil Green Energy Summit held on March 15, 2023, set the stage for our rapid expansion across sustainable energy sectors. These include biofuels, renewables, green hydrogen, and low carbon value chains including Carbon offsets and CCUS (Carbon Capture, Utilisation, and Storage).

Our ambitious targets include establishing a portfolio of 5.5 GW Renewable Energy and producing 0.7 MMT Biofuels by 2025; achieving 31 GW Renewable Energy, producing 4 MMT Biofuels, including Biogas by 2030, and 200 GW Renewable Energy, 7 MMT Biofuels, and 9 MMT Biogas by 2050.

Betting big on Hydrogen

IndianOil has been taking significant strides to strengthen the hydrogen ecosystem. Our R&D Centre has been at the forefront, assessing multiple hydrogen production pathways, including solar electrolysis, biomass gasification, and bio-methanation. Additionally, we have initiated the demonstration of fuel cell technology in fuel cell buses, and our pre-feasibility studies for heavy-duty applications



Umbrella entity for green energy offerings was announced at the Green Energy Summit

are well underway. These pioneering endeavours exemplify our unwavering dedication to green energy solutions.

It gives me immense pleasure to share that your Company is developing a 10 KTA green hydrogen capacity at Panipat Refinery. Furthermore, we have set up India's first Hydrogen dispensing station at our R&D Centre in Faridabad, NCR, followed by

a station in Gujarat Refinery, to promote hydrogen mobility.

Additionally, recognising the immense potential of green hydrogen, we have joined hands with ReNew and Larsen & Toubro (L&T) Limited to strengthen the green hydrogen ecosystem in India.


Unbottling Possibilities

In line with our commitment towards environmental conservation, IndianOil launched the 'Unbottled' campaign, aiming to convert over 100 Million PET bottles annually into uniforms for our on-ground teams, non-combat uniforms for the armed forces, and other stakeholders. The campaign has not only brought us immense pride but has also garnered attention and recognition on a global scale. During India Energy Week held in February 2023 in Bengaluru, I had the privilege of presenting a sustainable jacket to our Prime Minister. The 'unbottled' apparels are now available at select fuel outlets in Delhi NCR.

Your Company has also introduced Cycloplast, IndianOil's brand of polymer recyclates that combine recycled petrochemicals with



Chairman IndianOil presenting the 'Unbottled' jacket to the Prime Minister of India during India Energy Week 2023



Hydrogen fuel station at Gujarat Refinery

a portion of virgin or solo plastic. This is poised to revolutionise the industry, fostering sustainability, and significantly curbing the production of solo plastic.

Wave of Sustainability in Aviation Fuelling

In a historic milestone, the Petroleum Minister received India's inaugural commercial flight powered by Sustainable Aviation Fuel (SAF) in May 2023, marking a significant step towards decarbonising air travel. Your Company is leading the charge in India's sustainable aviation fuel segment. An SAF Plant of 86.8 Thousand Metric Tonnes Per Annum (TMTPA) capacity is being set-up at Panipat based on LanzaJet technology.

Your Company has formed a Joint Venture with Praj Industries Ltd., to develop SAF and other biofuels. We are poised to achieve the target of blending 2% biofuels in Aviation Turbine Fuel (ATF) by 2030, propelling our environmental stewardship.

Changing Green Mobility landscape

Building upon the existing battery swapping services available at 78 of our energy stations, your Company's Board has approved the formation of a 50:50 Joint Venture in India, with Sun Mobility, Singapore, for setting up Battery Swapping infrastructure at IndianOil's Retail Outlets as well as third party sites across India. Your Company would also be making equity investment in Sun Mobility Singapore. Pathbreaking initiatives like these will give us a firm foothold in the battery manufacturing ecosystem, creating a diversified energy future.

Your Company has a Joint Venture with Phinergy, Israel to commercialise Aluminium-Air battery technology in India. The Joint Venture will be creating the first ever ecosystem for AI-Air energy in India, including R&D, manufacturing and deployment of the system. Currently, it is in pre-commercialisation stage.



A battery swapping facility by IndianOil and Sun Mobility

Expanding Renewables, Optimising Natural Bounties

Your Company continues to expand its renewable energy capacity through collaborations with leading companies and has joined hands with NTPC Green Energy Limited, to form a JV for providing 650 MW of round-the-clock green power for the upcoming refinery projects. This is a unique initiative that demonstrates the successful adoption of renewable energy for energy intensive plants in various industries.

Your Company is also collaborating with SJVN Limited for expanding the renewable bouquet with solar, wind, hydro and hybrid power. The JV will also develop Energy Storage Systems for the supply of 24X7 power. These partnerships will accelerate the development of advanced technologies and infrastructure for green hydrogen production, storage, and distribution, playing a vital role in India's transition to clean energy.

While greening up the energy mix, your Company is actively pursuing initiatives to reduce water footprint and promote sustainable water management. A first-of-its-kind Sewage Treatment Plant (STP) has been established under Public-Private-Partnership (PPP) model at Laxmi Nagar, Mathura. It has reduced the fresh river water intake by about 8 Million Litres per day (MLD) for Mathura Refinery, replacing it with treated sewage water. There are plans to replicate this initiative across other refineries as well. Gujarat Refinery too has started utilising



Union Petroleum Minister receiving India's first commercial passenger flight powered by SAF

the treated water from Vadodara Municipal Corporation's Rajiv Nagar STP.

Greening the Road to Energy Independence

Your Company is exploring various indigenous pathways to enhance domestic fuel production and strengthen India's energy independence.

Last year, energy Public Sector Enterprises (PSEs) achieved the 10% Ethanol blending target in June, six months ahead of the target. Further, the Ministry of Petroleum & Natural Gas allowed the Oil Marketing Companies to sell petrol blended with up to 20% ethanol (E-20), from April 01, 2023. Subsequently, E-20 was formally launched by the Prime Minister on February 06, 2023 at select fuel stations. Your Company has already commenced the supply of E20 fuel from 382 fuel stations and is currently blending about 12% ethanol in petrol.

Your Company is also spearheading the promising SATAT initiative that aims to boost the availability of biofuels as a viable green automotive option, while reusing organic waste and strengthening the rural economy. Your Company's pioneering CBG retail brand 'Indigreen', continues to enhance its reach. By the end of 2022-23, your Company commissioned 22 CBG plants, offering Biogas



Methanol blended diesel (MD-15) pilot launch in Bengaluru

through 46 Indigreen outlets. Notably, a 200 Tonnes Per Day (TPD) plant has been set up in Gorakhpur using agri-crop residue and providing an eco-friendly solution for rice straw disposal. In Hingonia, near Jaipur, a 100 TPD cattle dung based CBG plant has been set up at the Hingonia Cattle Rehabilitation Centre. The biogas will fuel the kitchens of Akshay Patra Foundation and provide meals to school children.

March 12, 2023 was a landmark day when Union Minister of Road Transport & Highways, flagged-off the trials of MD-15 (Methanol blended diesel) powered buses in Bengaluru.

This demonstrates our sustained efforts to strengthen India's energy independence. Besides, India's abundant coal reserves can be used for Methanol production for mobility.

Go Green forays beyond energy landscape

Beyond our operations and products, we are scripting a new chapter in India's biodiversity conservation. In partnership with the National Tiger Conservation Authority (NTCA), we are powering the Cheetah relocation project. We are also supporting conservation of endangered species like the Single-Horned Rhino and Olive Ridley Turtle. From protecting coastal ecosystems to preserving tiger habitats in Sunderbans, we are taking steps to make a positive difference to the world.

Championing Social Stewardship

Health

Your Company is proud to be a catalyst for social change and continues to strengthen the legacy by empowering communities, igniting hope, and transforming lives of fellow Indians. One such critical foray is our commitment to strengthen India's fight to eliminate Tuberculosis (TB). We are supporting the Central TB Division (CTD) under the Ministry of Health and Family Welfare (MoH&FW) to undertake intensified TB elimination projects in the states of Uttar



CBG plant at Hingonia, Jaipur

Pradesh, Chhattisgarh, Maharashtra, and Uttarakhand which is being expanded in the state of Haryana as well.

Social Transformation

In yet another transformational initiative, your Company has joined hands with various State Prison departments, to set up 'Umeed- A Hope' prison retail outlets, that will be operated by some of the current and former inmates. The fuel stations will also have merchandise stores, to market goods produced by the inmates. Beyond the commercial intent, the project will empower the inmates with necessary skills, fostering dignity, and supporting their reintegration into the society.

Currently, 46 such fuel stations are being set up, while the merchandise stores are operational at four 'Umeed' outlets in Tamil Nadu, offering a diverse range of local products.

Preserving Heritage

Your Company has also been scripting new chapters in conserving India's cultural legacy with the IndianOil Foundation (IOF). In association with ASI and other bodies, the Foundation is protecting the country's glorious heritage by developing world-class facilities at prominent tourist sites. It is also committed to enriching the lives of the communities and preserve ecological balance.

Besides this, your Company has joined hands with the Ministry of Tourism, Government of Maharashtra, for restoring the magnificence of the iconic Gateway of India with a befitting



IndianOil powering India's first corporate Women's Hockey Team



Chairman with IndianOil sports champions

illumination and the 'light and sound' show at the monument.

Building a Nation of Champions

I am delighted to share with you that your Company constantly strives to bring positive social change through sports and contribute towards making India a sporting nation. Supporting sports players through financial assistance, training facilities, and scholarships, has helped many players realise their dreams and reach their full potential. Under the CSR programme 'IndianOil Acers', 250 scholarships for 20 sports were provided to young players, half of which were awarded to young women. Your Company has also launched the 'IndianOil Shakti' initiative to support 30 girls in Athletics.

I would like to share some ground-breaking initiatives by Your Company that have left indelible marks on India's sporting landscape. These include forming the first Corporate Women's Hockey Team, supporting IndianOil sportspersons, who have notched up historic victories for the country, and fostering the budding sporting talent. Our sports stars earned rich laurels, including the highest national honours like Major Dhyan Chand Khel Ratna Award and Arjuna Awards. They kept the national flag flying high during the

Commonwealth Games, Thomas Cup, world championships in badminton, table tennis, tennis grand slams, chess championships, and team sports like cricket and hockey tournaments.

In a trailblazing move to promote the specially-abled sportspersons of the country, your Company is backing the Indian Parathletes through a special initiative, 'Road to Paralympics 2024'. We remain committed to supporting these extraordinary, gritty, sportspersons for the upcoming Asian and Paralympic Games and fulfill the shared dream of bringing laurels for the nation.



Chairman, IndianOil receiving Sportstar Aces Award in the category 'Sports for Social Good'



'Umeed - A Hope' prison retail outlets operated by current and former prison inmates

I would like to share the success story of our landmark social foray, 'Parivartan - Prison to Pride,' that stands as a shining example of your Company's commitment to social responsibility and transformative change. Initiated on Independence Day 2021, this programme aims to reintegrate the prison inmates into the society, leveraging the power of sports. Extending the benefits to young

inmates at juvenile correction centres, 'Nai Disha - Smile for Juvenile,' was launched on Republic Day 2023. After the roll-out of the fifth phase of the campaign on July 15, 2023, the twin programmes have touched the lives of about 3,600 inmates in about 80 prisons and correction centres, across 25 states of India.

The phenomenal impact of 'Parivartan' came to the forefront when the chess team of inmates from Pune's Yerawada Prison emerged as the first Indian team to secure a bronze medal at the Intercontinental Chess for Freedom Online Championship for Prisoners, organised by FIDE (World Chess Federation) in 2022. In May 2023, at the 'Chess for Freedom' conference held in the USA, the path breaking project earned widespread accolades. The outreach has also won your Company the coveted Sportstar Aces Award-2023 in the category of 'Sports for Social Good'



'Nai Disha' initiative for juvenile reform through sports

IndianOil People: Catalysts of Progress and Excellence

In the pursuit of greatness, it is often said that numbers speak louder than words. Yet, behind those remarkable figures lie the inspired people who make them possible. At IndianOil, we firmly believe that people-centricity is the cornerstone of our blueprint for excellence. We recognise that our achievements are not merely the result of strategies and investments but of the collective passion and dedication of every individual who contributes to our success.

Through diligent adherence to best practices and strict protocols, we ensure that an unwavering focus on the well-being of our people drives our progress. And genuine well-being must begin with inclusivity.

On International Women’s Day 2023, we announced three crucial policy changes to further our goal of workplace equity. These changes focus on providing more flexible and compassionate maternity policies, complementing our existing efforts to empower women. Initiatives such as transportation support for women employees at touring locations and access to well-equipped creche facilities have already been implemented. However, fostering a cultural shift that encourages both men and women to share family responsibilities is essential. By creating an equitable society, we can ensure that individuals can pursue their careers and family lives without sacrificing on either front.

We remain dedicated to fostering the holistic well-being of IOCIans. While we have a robust system in place for ensuring physical health of our team, we have now introduced counselling services through our Employee Assistance Programme ‘Paramarsh’ as a pilot project, in some of our offices in Delhi-NCR. The aim is to safeguard the mental wellness of our energy soldiers who are working hard amid challenges with aplomb.



Chairman and the Functional Directors with women IOCIans on International Women’s Day 2023

Moreover, to nurture an impeccable safety culture in our workplaces, diligently adhering to best practices and strict protocols, the first IndianOil Safety Day was observed on October 29, 2022 in Jaipur. The commemoration also marked the inauguration of a memorial called ‘Smriti Sthal,’ to pay homage to the precious lives lost, including those of the energy soldiers in the line of duty. The occasion served to reiterate the learnings from a major incident that took place at the location in 2009 and

the resolve to uphold the highest safety standards while energising the country.

Talking of safety, road accidents of petroleum tank trucks (TT) have been known to cause disruption in public carriageways and often lead to fatalities, damage to public property and pollution. On an average, about 16,000 tank trucks traverse almost 15 Lakh km daily, across varied terrains to deliver petroleum products across the country. Similarly, 24600 vehicles for bulk and packed LPG ply almost



Chairman with IOCIans at Sanand Bottling Plant, Gujarat



Chairman with the President of Sri Lanka



General Supply Agreement being signed with Nepal Oil Company

25 Lakh km every day to fuel the kitchens across India.

To ensure safe driving conditions, the existing Vehicle Tracking System (VTS) was revisited and streamlined. Key parameters like speed, harsh manoeuvring, sudden braking, and acceleration were monitored, and accident-prone zones were analysed across the country. Based on the findings, voice alerts were introduced for the drivers breaching the speed limit and plying of trucks during the night was brought down by 90%. I am happy to share that the focussed monitoring of the VTS has resulted in significant reduction in road accidents and fatalities.

As we look ahead, we are filled with great optimism for the future. We are committed

to leveraging our strengths, exploring new vistas, embracing exciting opportunities and driving continued growth and create value for our stakeholders and communities.

The best part is that we are spreading our wings in the vast horizon, beyond borders. Besides being the energy custodians of the nation, we are supporting India's vision of strengthening the energy scenario of neighbouring countries like Nepal, Sri Lanka and Bangladesh, among others.

Our journey is marked by a relentless pursuit of greatness, where each milestone achieved becomes a stepping stone to a brighter future. Undoubtedly, the voyage has been exciting and challenging in equal measures, but it has also been full of new opportunities,

opening new vistas in the energy business. For us, the essence of true achievement lies not in numbers alone, but in the inspired souls, 1.4 Billion Indians who breathe life into those figures, reflecting the spirit of 'Nation-First' in all that we do.

Together, we form an indomitable force united in our quest to illuminate the path of progress for our beloved nation. Let us be the change we want to see in the world and cement our position as the 'Energy of India.'

Thank you for your unwavering trust and support.

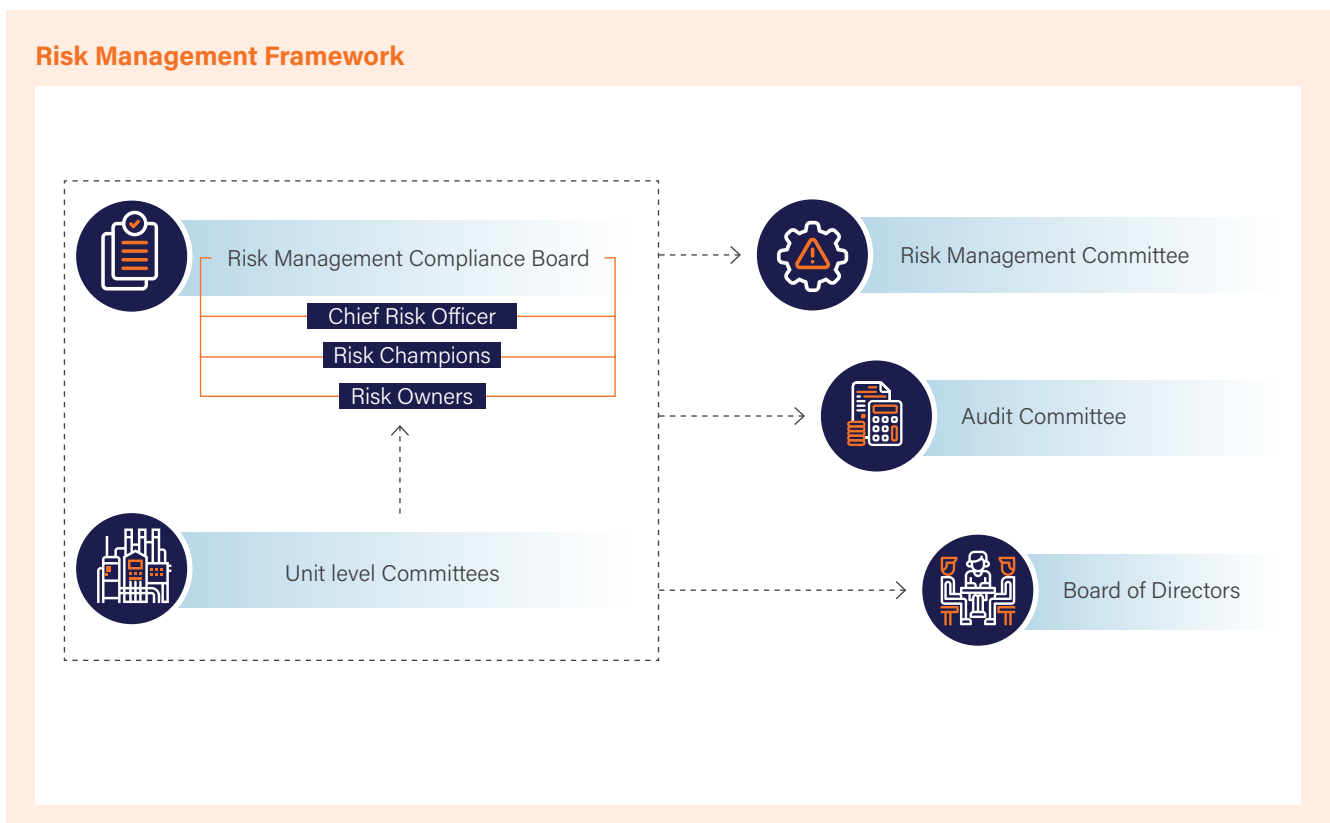
Sd/-
Shrikant Madhav Vaidya
Chairman, IndianOil

Navigating Risks, Forging Excellence

Embedding a Prudent Risk Management Framework

We understand that our operations are susceptible to both internal as well as external risks. To ensure long-term value creation and address threats, we have implemented a comprehensive Enterprise Risk Management (ERM) framework.

Our ability to identify, manage and monitor risks allows us to efficiently devise risk mitigation measures that are designed to ensure our progress in a dynamic business environment. We regularly review our ERM framework to align with the evolving risk landscape and make use of real-time information to effectively deal with threats.



Identification and Mitigation of Key Risks



Competitive Risk

We are susceptible to the risk of losing competitiveness due to factors such as increasing competition from private players, technological advancements, and changing consumer preferences. These challenges threaten our market share, profitability and ability to adapt to evolving industry dynamics, necessitating strategic initiatives to maintain our competitive edge.

Mitigation Strategy

- Enhance operational efficiency, innovation, and customer-centricity.
- Invest in research and development, technology upgrades, and process optimisation.
- Emphasize strategic partnerships, collaborations, and alliances.
- Continuously adapt to changing market demands and customer preferences.
- Maintain a competitive edge and offer superior products and services.

Material issues addressed and capitals impacted

Material issues addressed



Capitals impacted



Macroeconomic Risk

Being a major player in the energy sector, we face various macroeconomic risks that can impact our operational and financial performance. One of the significant macroeconomic risks is the volatility in global crude oil prices. Economic factors such as geopolitical tensions, supply-demand dynamics, and global economic conditions can lead to price volatility, posing challenges for our financial stability and planning.

Mitigation Strategy

- Focus on robust operational performance and efficiency to offset risks.
- Diversified crude oil sources to mitigate supply uncertainties.
- Implementation of process innovations to achieve cost savings and enhance resilience.
- Dedicated team and channel partners to ensure uninterrupted energy supply.
- The operations team takes the necessary steps to reduce fuel and energy consumption, as well as monitor other expenditures, in order to improve margins and profitability.

Material issues addressed and capitals impacted

Material issues addressed



Capitals impacted



Currency Exchange Risk

As we are engaged in international trade and procurement of crude oil and petroleum products, we are exposed to currency exchange rate fluctuations. Changes in exchange rates can impact the cost of imports and exports, affecting our profitability. In addition, a significant part of our borrowing is also in foreign exchange and any depreciation of the rupee results in additional rupee outgo.

Mitigation Strategy

- The finance team continuously monitors the macro and micro-economic environment to identify potential risks that may impact the business.
- Fluctuations in exchange and interest rates are regularly assessed, and appropriate hedging is implemented according to approved policies.
- Continuous cost control measures are implemented to ensure consistent growth in profitability, even in challenging market conditions.
- Utilisation of low-cost domestic and foreign currency borrowings for financial stability.

Material issues addressed and capitals impacted

Material issues addressed



Market volatility



Economic performance

Capitals impacted



Financial capital

Climate Change Risk

We face environmental risks such as air and water pollution due to our large-scale refining and petrochemical operations, which require stringent measures for emission control and waste management. Additionally, we are vulnerable to the impacts of climate change, including potential disruptions to our supply chain and infrastructure due to extreme weather events.

Mitigation Strategy

- Achieved full BS-VI compliance in petrol and diesel, contributing to a greener and cleaner environment.
- Committed to sustainable development as an active partner of the United Nations' Global Compact Programme.
- Set a target to achieve Net-Zero operational emissions by 2046, in line with India's Net-Zero commitment by 2070 as part of the Panchamrit Goals announced at the COP-26 Summit.
- Pursuing a robust green agenda, focusing on pathways such as green hydrogen, biofuels, renewables, ecosystem restoration, and Carbon Capture Utilisation and Storage (CCUS) to mitigate emissions.

Material issues addressed and capitals impacted

Material issues addressed



Climate change mitigation



Managing environmental impact



Product stewardship

Capitals impacted



Financial capital



Natural capital



Social and relationship capital



Talent Risk

We encounter human resource risks such as talent attraction and retention, skill gaps in emerging technologies, and succession planning for key positions. These risks can hinder organisational growth, disrupt operations, and affect long-term sustainability if not effectively managed.

Mitigation Strategy

- Compliance with health and safety regulations and implementation of rigorous safety protocols.
- Adequate training to minimise the risk of workplace accidents and ensure employee well-being.
- Emphasis on employee development and training programmes to enhance skills, knowledge, and capabilities.
- Investment in employee growth and career advancement to mitigate the risk of skill obsolescence.
- Foster a culture of continuous learning to reduce talent risk.

Material issues addressed and capitals impacted

Material issues addressed



Capitals impacted



Information Security Risk


Our operations face the potential risk of information security breaches, including cyber threats and digital vulnerabilities, which could compromise the confidentiality, integrity, and availability of critical data and systems.

Mitigation Strategy

- Implementation of a defence in-depth cyber security architecture.
- Adoption of a strong and robust Data Privacy Policy.
- ISO 27001:2013 certification for all data centres
- Commitment to protect sensitive data of internal processes, customers, partners, and employees.

Material issues addressed and capitals impacted

Material issues addressed



Capitals impacted



Value Creation

Approach

We prioritise the interests of our nation and society as a whole, ensuring that our value creation model is built on principles of sustainable growth and positive societal impact. We recognise the immense significance of our work, as it impacts the lives of millions of people not only in India but also across the globe.





As a prominent energy industry leader, we have developed a robust and sustainable business model that adheres to the globally recognised <IR> framework and guidelines. This model embodies the crucial elements that drive our value creation process and enables us to effectively meet the energy demands of our stakeholders. The strategic interplay of various inputs and outcomes within our business model empowers us to provide a wide range of energy solutions and services, ensuring the satisfaction of our customers and the sustainable growth of our organisation. By carefully managing the interconnected factors and risks across our operations, we continue to drive value and contribute to the energy needs of our nation and beyond.

Business Model Fuelling Prosperity

Value Creation Powered by Extraordinary Performances



As a partner in India's growth journey for over six decades, our robust business model reiterates our commitment to fulfil customer expectations and enhance value creation for diverse stakeholders.

	Outputs	Outcomes	SDGs	Stakeholder impacted
<p>Oil Depots and Terminals</p> <p>LPG Bottling Plants</p> <p>Product Storage, Blending and Distribution Infrastructure</p>	<p>Financial Capital</p> <p>Revenue ₹ 9,34,953 Crore</p> <p>EBITDA ₹ 28,487 Crore</p> <p>PAT ₹ 8,242 Crore</p> <p>ROCE 6.19%</p> <p>Fuel for large Customer</p> <p>Efficient, high-end fuels and lubricants</p> <p>Aviation</p> <p>Rail</p> <p>Shipping</p> <p>Defence</p>	<ul style="list-style-type: none"> Enhancing revenue and profitability growth Creating and maintaining shareholder value Ensuring a strong cash flow 		<ul style="list-style-type: none"> Investors Government and Regulatory Bodies
<p>Lube Blending Plants</p> <p>Product Storage, Blending and Distribution Infrastructure</p>	<p>Manufactured Capital</p> <p>Refineries throughput 72.408 MMT</p> <p>Throughput achieved by pipelines 97.382 MMT</p> <p>Product sales 95.714 MMT</p> <p>Product retailing</p> <p>Automated fuel stations</p> <p>Petrol</p> <p>Diesel</p> <p>Blended fuels</p> <p>CNG</p> <p>CBG</p> <p>Electric charging facilities</p>	<ul style="list-style-type: none"> Increased production capacity and operational efficiency Optimised capital expenditure Decreased operational cost due to innovative technology and equipment 		<ul style="list-style-type: none"> Investors Employees and Contractual Workers Government and Regulatory Bodies
<p>Aviation Fuelling Stations</p> <p>City Gas Distribution Networks</p>	<p>Intellectual Capital</p> <p>Patents filed 1,646</p> <p>Patents granted 1,554</p> <p>IP's achieved under start-up scheme 50</p>	<ul style="list-style-type: none"> Continuous innovation to improve the product offering and delivering good quality products Enhancing product development 		<ul style="list-style-type: none"> Employees Customers Government and Regulatory Bodies
<p>Natural Gas to Bulk Consumers</p>	<p>Natural Capital</p> <p>Reduction GHG emissions 3.80 MMT CO₂eq</p> <p>Hazardous waste recycled 4,60,844 tonnes</p> <p>Water recycled 38.18 Billion litres</p>	<ul style="list-style-type: none"> Effective environmental management systems Responsible usage of electricity and water Reduction of carbon emissions 		<ul style="list-style-type: none"> Employees Government and Regulatory Bodies Customers
<p>Bio Energy</p> <p>Wind Energy</p> <p>Solar Energy</p>	<p>Human Capital</p> <p>Total hours of training and skill development 7,75,868</p> <p>Attrition rate 0.9%</p>	<ul style="list-style-type: none"> Enhancing skill development Providing equal opportunities Fostering strong leadership pipeline 		<ul style="list-style-type: none"> Employees and Contractual Workers
	<p>Social and Relationship Capital</p> <p>Beneficiaries of CSR initiatives 57 Lakh</p> <p>Vendor engagement programs 93</p> <p>Dividend payout ratio 50%</p>	<ul style="list-style-type: none"> Consistent value for stakeholders Building long-term value Uplifting the local communities 		<ul style="list-style-type: none"> Communities and Society Government and Regulatory Bodies Business Partners Customers


Materiality Assessment

Addressing and Identifying Critical Factors


To ensure long-term value creation for stakeholders, we strive to identify material issues that are critical for our success in a dynamic operating landscape. With a comprehensive evaluation of potential environmental, social, and governance issues that may have an impact on our performance, we undertake materiality assessments to create sustainable value.

The materiality assessment conducted in 2021-22 helped to evaluate critical issues that are of utmost importance to our stakeholders. The materiality matrix is prepared in alignment with established global norms such as GRI, UNGC, UNSDGs, and so on. For shortlisting of material issues identified through stakeholder engagement exercises, we undertake a structured process, involving extensive discussions with the management.

Materiality Approach




Analysis of key trends in oil and gas space



Peer benchmarking of Material Issues



Analysis of key risks and opportunities



Feedback and validation from stakeholders



Material Issues Identified

01



Economic

- Market Volatility
- Sustainable Supply Chain
- Economic Performance
- Digitisation

02



Environment

- Climate change Mitigation
- Product Stewardship
- Managing Environmental Impact
- Circularity/ Materials

03



Social

- Health and Safety
- Customer Satisfaction and Brand Loyalty
- Employment Practices
- Labour Rights and Relations
- Community Development
- Security Practices

04



Governance

- Compliance and Governance
- Business Ethics and Accountability

Collective Vision, Shared Responsibility

Strengthening Relationships through Constant Dialogue

We understand that effective and continuous communication with our stakeholders is vital for building trust and achieving positive outcomes. By empowering our employees, engaging with our customers, suppliers and investors, we are committed to creating a lasting legacy and a brighter future for the long-term. Through regular discussions on topics relevant to our operations and our impact on society, we actively involve our stakeholders in shaping and executing our strategy.

Investors and Shareholders

Our success is greatly influenced by the invaluable support and involvement of our investors and shareholders. They actively endorse and support our long-term strategy, centred on consistent value creation. We deeply appreciate and acknowledge their contribution to achieve our goals and objectives.



Need and Expectations

- Growth and expansion strategy
- Strong balance sheet
- Ethical business conduct
- Transparent disclosures

Frequency of Communication

- Need based

Modes of Communication

- Website
- Annual meeting
- Social media
- Media articles, Interviews

SDGs Covered



Customers

Our customers are key stakeholders in our business. They inspire us to innovate and deliver solutions that address some of the most significant challenges faced by the world. Resting on synergistic effort, we strive to develop and deliver solutions that create a meaningful and sustainable impact.



Need and Expectations

- Cost-effectiveness
- Quality of product
- Prompt resolution of enquiries and grievances.

Frequency of Communication

- Continuous

Modes of Communication

- Website
- Customer satisfaction survey
- Social media
- Mobile application
- Personalised SMS
- Media articles, Interviews

SDGs Covered



Employees and Contractual Workers

Our workforce is the cornerstone of our organisation and we deeply value the contributions and well-being of our people. Ensuring their safety, health, and overall well-being is our utmost priority as we strive to create a work environment that is free from incidents and injuries. This commitment extends to our contractual workers as well and we strive to create a conducive working environment.



Need and Expectations

- Inclusive, transparent, equitable, and secure working environment.
- Employment stability and a harmonious work-life equilibrium.
- Prospects for professional advancement

Frequency of Communication

- Continuous

Modes of Communication

- Regular team meetings
- Training and development
- Cultural events, workshops and seminars
- Complaint resolution platform / Employee support portal.
- Daily newsletter
- Monthly in-house journal

SDGs Covered



Government and Regulatory Bodies

Government and regulatory bodies play a crucial role in ensuring the proper functioning of our business. Comprehending and adhering to compliance standards is of utmost importance to maintain our reputation and meet the expectations of our stakeholders. These regulations are integrated into our business practices and processes, forming an integral part of our day-to-day operations.



Need and Expectations

- Ethical and transparent business conduct
- Adherence to regulations
- Providing high-quality and cost-effective products and services.
- Prompt and transparent disclosure

Frequency of Communication

- Need based

Modes of Communication

- Website
- Workshops and conferences
- Social media
- Newspaper articles

SDGs Covered



Business Partners

Our business partners are vital to the success of our business. We are committed to establishing robust engagement with our key service providers, vendors, dealers and channel partners to foster a shared understanding of our respective approaches and goals. Through this collaborative approach, we promote effective communication and alignment, enabling our partners to fulfil specific requirements while providing us with valuable business insight. Moreover, this approach allows us to maintain appropriate oversight to ensure productivity and mutually beneficial relations.



Need and expectations

- Ethical procurement practices
- Timely delivery and payments
- Long-term contracts

Frequency of communication

- Continuous

Modes of communication

- Dealers and distributors' annual meet
- Seminars and workshops
- Transporters' meet
- Social media
- Vendor meet

SDGs Covered



Communities and Society

Our engagement with society spans across various levels, reflecting our commitment to making a positive impact beyond our organisational boundaries. We actively participate in local community initiatives, forging strong collaborations with universities and research institutes to drive innovation and knowledge-sharing. By working hand-in-hand with various implementing agencies and civil society, we strive to contribute to the development of effective solutions for societal challenges.



Need and Expectations

- Creating livelihood
- Education, healthcare and hygiene
- Skill development

Frequency of Communication

- Need based

Modes of Communication

- CSR initiatives
- Assessment surveys

SDGs Covered



Leadership and Governance





At IndianOil, India's foremost integrated and diversified energy company, we are driven by a strong commitment to conduct business with careful consideration and responsibility.

Empowering Trust through Governance

Determined to Foster a Culture of Transparency and Accountability

IndianOil upholds a robust governance structure firmly rooted in the principles of transparency, integrity, and accountability. It enables the Company to adhere to the highest standards of ethical and responsible business practices to maximise value for all stakeholders including shareholders, customers, employees, contractors, vendors and communities. Our continuous commitment to remain aligned with the best emerging practices allows us to nurture stakeholder trust, build enduring relations and prepare us to successfully accomplish our objectives.

Visionary Leadership Guiding Strategic Direction

We place paramount importance on upholding exemplary corporate governance standards and fostering visionary leadership. The Board of Directors assumes a pivotal role in providing strategic direction, setting an unwavering ethical foundation, and driving effective decision-making. Their independent and well-informed judgment serves as a guiding force for crucial determinations, seamlessly integrating strategic initiatives, risk management, performance optimisation, and sustainable development considerations into the fabric of IndianOil's business practices.

We believe that a strong organisational culture is crucial to our success. Therefore, our Board's influence extends to shaping our culture by defining our visionary mission, strategic pursuits, and core values. By fostering an environment that prioritises integrity, responsibility, and ethical conduct, we empower ourselves as a conscientious and forward-thinking corporate entity. This strong cultural framework enables us to seize emerging market opportunities while promoting a governance framework that continuously generates value for all our stakeholders.




Fostering a Culture of Integrity

To ensure adherence to relevant laws and regulations, we have established a robust Code of Conduct (CoC) which serves as a guiding framework for all Directors and employees of the Company. Our CoC underscores the importance of personal and professional integrity, honesty, and ethical conduct, and we encourage all individuals associated with us to abide by these principles.

We have framed a Whistle-blower Policy as a cornerstone of our commitment to integrity and ethical conduct. The policy serves as a tool to reinforce the CoC, inspiring each director and employee to embrace positive actions that align with our core beliefs.

The Whistle-blower Policy empowers every individual within the organisation, including Directors and employees, to report any instances of improper acts. This serves as a safeguard against any form of victimisation, ensuring that individuals can come forward without fear or hesitation.



Board of Directors

Good Governance Powered by Transparency, Honesty, Accountability

At IndianOil, we believe in fostering a culture of transparency, honesty and accountability to strengthen our corporate governance framework. To maximise value creation for stakeholders including shareholders, customers, employees, contractors, vendors, and society at large, we strive to set the highest standards of ethical and responsible conduct. It not only empowers us to earn the trust of our valued patrons but also allows us to evolve and adapt our practices to fulfil regulatory obligations and meet organisational objectives.

Whole-time Directors



Shri Shrikant Madhav Vaidya

Chairman



Dr S.S.V. Ramakumar

Director (Research & Development)



Shri V. Satish Kumar

Director (Marketing)



Ms Sukla Mistry

Director (Refineries)



Shri Sujoy Choudhury

Director (Planning & Business Development)

Government Nominee Director



Shri Sunil Kumar

w.e.f. 28.12.2022

Independent Directors



Shri Dilip Gogoi Lalung



Dr (Prof.) Ashutosh Pant



Dr Dattatreya Rao Sirpurker



Shri Prasenjit Biswas



Shri Sudipta Kumar Ray



Shri Krishnan Sadagopan



Dr (Prof) Ram Naresh Singh

w.e.f. 08.04.2022

Making a Difference, SDGs in Motion

Fostering Inclusive Value

IndianOil is steadfast in its commitment to addressing both societal and environmental challenges with an objective of fostering an inclusive, peaceful, and prosperous world for everyone.

We take great pride in our consistent strides towards achieving the Sustainable Development Goals (SDGs). Our routine operations, along with community development initiatives and environmental protection efforts, contribute in some manner to each of the seventeen SDGs.

Nevertheless, our concentration is primarily directed towards ten specific SDGs where we believe our actions can generate the most significant impact. Our dedication to these SDGs demonstrates our dedication to not only our business growth but also the sustainable progress of the communities we serve and the environment we inhabit.



SDG 3
(Good Health and Well-being)

We are committed to promoting health and safety within our communities through various initiatives and responsible operations.



SDG 6
(Clean Water and Sanitation)

We strive to ensure access to clean water and sanitation facilities, particularly in the rural and remote regions where we operate.



SDG 7
(Affordable and Clean Energy)

Our commitment lies in the development and distribution of affordable, reliable, and sustainable energy solutions.



SDG 8
(Decent Work and Economic Growth)

We continue to create job opportunities and stimulate economic growth, fostering a dignified and equitable work environment for all.





SDG 17 (Partnerships for the Goals)

Through effective partnerships, we strive to leverage resources and knowledge to achieve the SDGs on a broader scale.



SDG 16 (Peace, Justice, and Strong Institutions)

We support building of peaceful, inclusive societies underpinned by strong institutions and justice for all.



SDG 15 (Life on Land)

We are committed to protecting, restoring, and promoting sustainable use of terrestrial ecosystems, responsibly managing forests, and halting land degradation.



SDG 13 (Climate Action)

Our efforts are directed towards implementing strategies to combat climate change and its impacts, while reducing our environmental footprint.



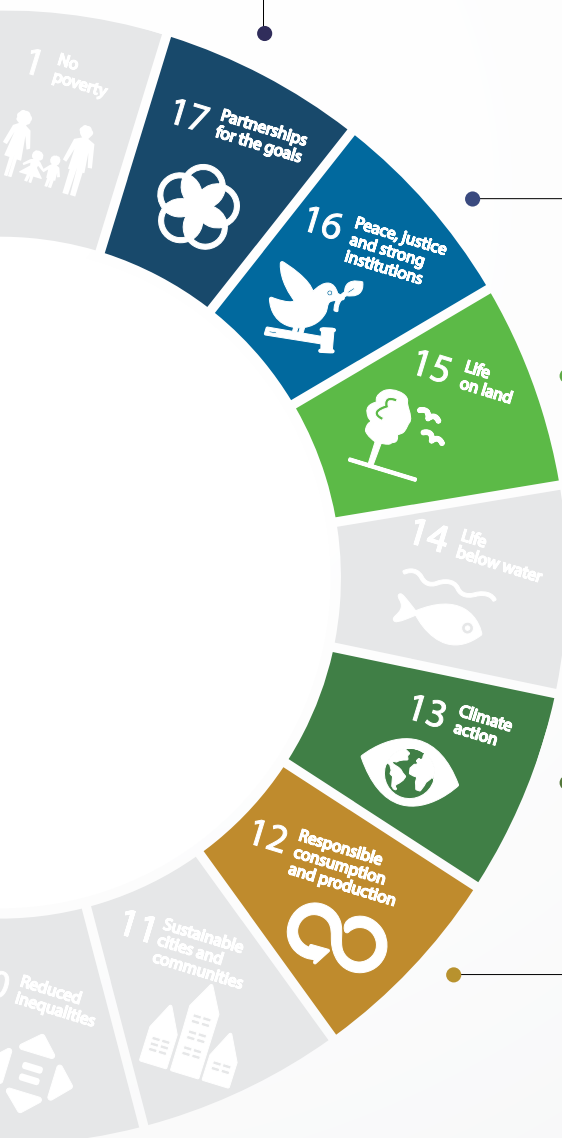
SDG 12 (Responsible Consumption and Production)

We are deeply invested in promoting sustainable consumption and production patterns across our operations.



SDG 9 (Industry, Innovation, and Infrastructure)

We focus on fostering innovation and building resilient infrastructure to drive sustainable industrialisation.






Financial Capital



Our extraordinary performance pivoted around prudent financial management strategy that empowers us to maximise returns from investments and ensures efficient resource allocation for driving a dynamic organisation. Considering the changing landscape of an evolving energy market, we are strategically shaping a roadmap for transitioning into an era of energy efficiency with robust revenues and growth in profits.



₹ **9,34,953**
Crore

Revenue

₹ **8,242**
Crore

PAT

₹ **28,487**
Crore

EBITDA

6.19%

RoCE

Material Issues

- Market Volatility
- Economic Performance
- Business Ethics and Accountability

Optimal Capital Allocation

At IndianOil, our prudent financial policies are designed to promote efficient utilisation of assets and funds. We prioritise optimal capital allocation to drive strategic investments and maximise profits. This approach ensures effective utilisation of working capital, strengthens our research and development capabilities, fosters infrastructure development, and delivers attractive returns to our shareholders.

₹ **37,287** Crore

Capital expenditure

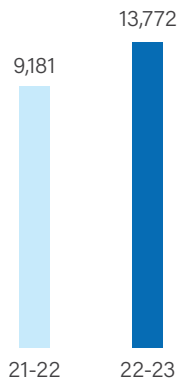
Strategic investments

With disciplined treasury management, we have made strategic investments in projects with shorter payback periods. It has not only helped us to expand operations and complete acquisitions but has also generated value, enhanced efficiencies, and enabled us to implement cost-effective measures. Each capital expenditure plan undergoes meticulous evaluation to help us maintain acceptable leverage ratios.

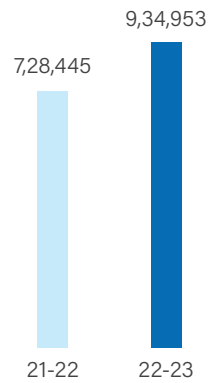
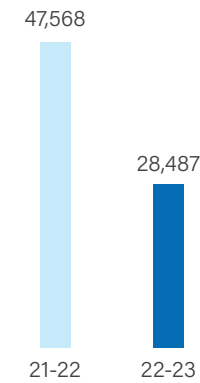
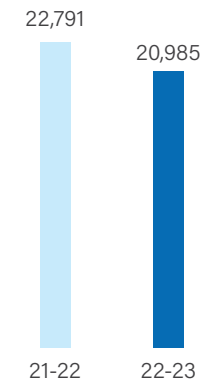
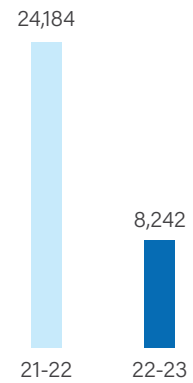
₹ **818** Crore

Invested in joint ventures and subsidiaries

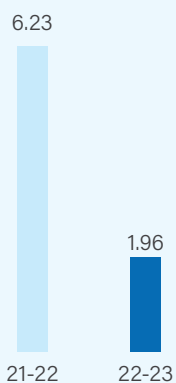
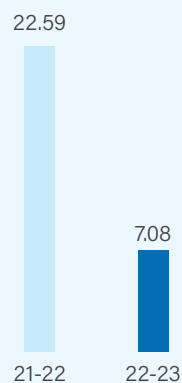
Inputs

Equity Share Capital
(₹ in Crore)Long-Term Borrowing
(₹ in Crore)


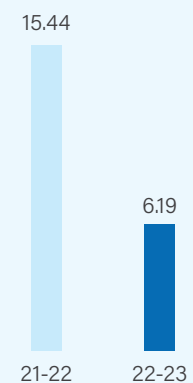
Outputs

Revenue from Operations
(₹ in Crore)Market Capitalisation
(₹ in Crore)EBITDA
(₹ in Crore)Operating Cash Flow
(₹ in Crore)PAT
(₹ in Crore)

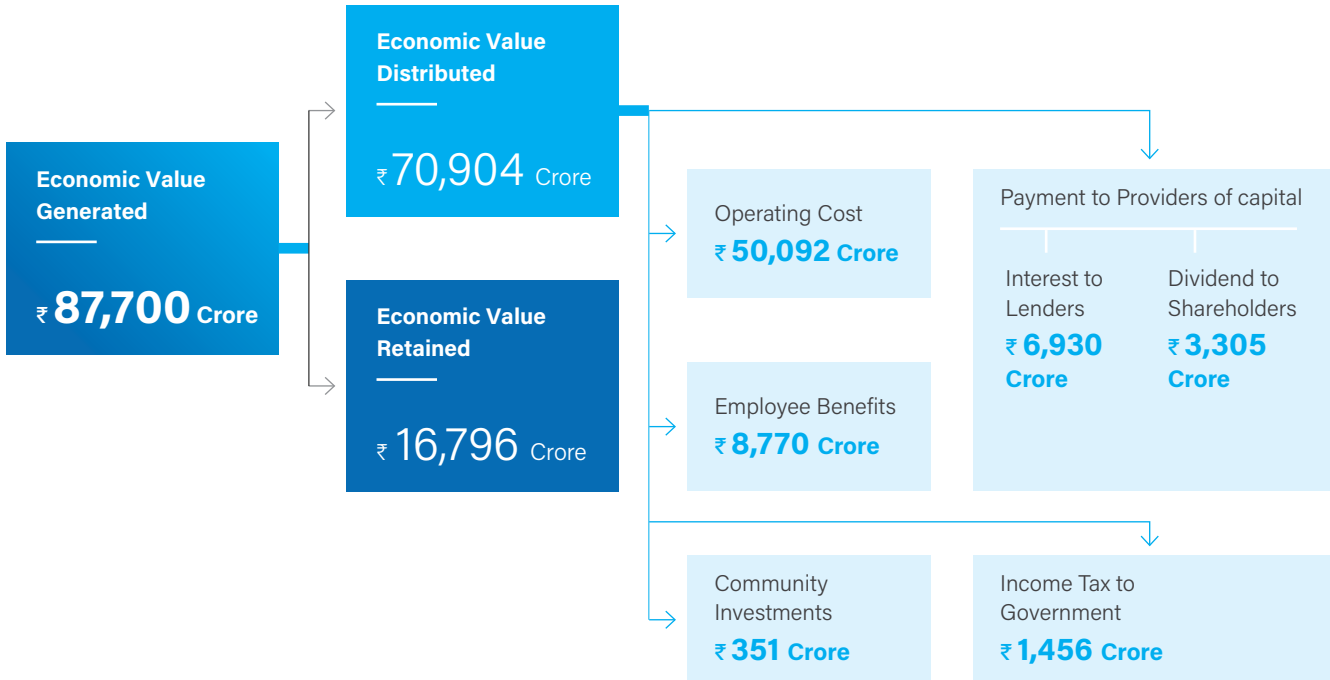
Key Ratios

Return on Assets
(%)Return on Average Net Worth
(%)

Debt-Equity Ratio

Return on Average Capital Employed
(%)


Value Created and Distributed to Stakeholders



Chairman and the Functional Directors with stakeholders, channel partners, on-ground workforce, IndianOil sports persons at the Corporate Office



IndianOil



Accelerating Progress Enriching Lives

Fuelling India's Growth Story



EVERYDAY

We delight over three crore customers visiting our fuel stations
◆ Deliver Indane cylinders to over 26 lakh households
◆ Fuel over 2300 flights.

Our pipelines network transports 133 thousand metric tonnes (TMT) of crude oil and 93 TMT of products.

EVERYDAY

16 thousand tank trucks travel almost 15 lakh km to deliver our products.

Our refineries generate 20 Gigawatt of captive power and our bitumen carpets 130 kms of roads and highways of India.

India's largest fuel refiner and retailer

Operates largest energy pipeline network

Operates nine refineries; 60000+ customer touch points

Leading player in petrochemicals & natural gas





Refineries, Pipelines, R&D

(as on March 31, 2023)



LEGEND

- Crude Oil Pipeline (Existing)
- - - Crude Oil Pipeline (Ongoing)
- Product Pipeline (Existing)
- - - Product Pipeline (Ongoing)
- Gas Pipeline (Existing)
- - - Gas Pipeline (Ongoing)
- LPG Pipeline (Existing)
- - - LPG Pipeline (Ongoing)
- Project Under Consideration
- ▲ Single Point Mooring
- IndianOil Refineries
- Gas Terminal
- Research and Development Centre

Details of Group Refineries

REFINERY (LOCATION)	CAPACITY IN MMTPA (as on 31 st March, 2022)
Digboi	0.65
Guwahati	1.00
Barauni	6.00
Gujarat (Koyali)	13.70
Haldia	8.00
Bongaigaon	2.70
Mathura	8.00
Panipat	15.00
Paradip	15.00
CPCL (Subsidiary) Refinery	
Manali, Chennai	10.50
Total	80.55

Operating Pipelines

S. No.	Liquid Pipelines	Length (km)	Installed Capacity (MMTPA, MMSCMD)
A Product Pipelines excluding LPG			
1	KAPL Koyali Ahmedabad Pipeline	79	1.10
2	KJPPL Koyali Jaipur Panipat Pipeline	1644	5.00
3	KDPL Koyali Dabhe Pipeline	197	2.60
4	KRPL Koyali Rattam Pipeline	265	2.00
5	BKPL Barauni Kamrup Pipeline	1227	3.50
6	HMRPL Haldia Mourigram Rabandhi Pipeline	277	1.35
7	HBPL Haldia Barauni Pipeline	526	1.25
8	GSPPL Guwahati Siliguri Pipeline	435	1.40
9	PBPL Panipat Bhatinda Pipeline	219	3.00
10	PRPL Panipat Rewari Pipeline	155	2.10
11	PAJPL Panipat Ambala Jalandhar Pipeline	495	3.50
12	PDPL Panipat Delhi Pipeline	189	3.00
13	MDPL Mathura Delhi Pipeline	147	3.70
14	MAGPL Mathura Agra Gauria Pipeline	311	4.00
15	MBPL Mathura Bharatpur Pipeline	21	1.20
16	CTMPL Chennai Trichy Madurai Pipeline	683	3.90
17	CBPL Chennai Bangalore Pipeline	290	2.45
18	PRRPL Paradip Raipur Ranchi Pipeline	1073	5.00
19	PHPL Paradip Hyderabad Pipeline	958	4.50
20	PBAPL Panipat Bijnawas ATF line	111	1.00
21	CMPL Chennai Meenambakkam ATF Pipeline	95	0.18
22	DDPL Devangonthi Devanahalli Pipeline	36	0.66
23	Kolkata ATF Kolkata ATF Pipeline	27	0.20
24	Lucknow ATF Lucknow ATF Pipeline	5.9	0.21
25	PSHPL Paradip Sornathpur Haldia Pipeline	165	4.60
26	KASPL Koyali Ahmednagar Solapur Pipeline	352	5.00
Product Pipelines excluding LPG (Total)		9983	66.40

Operating Pipelines

S. No.	LPG Pipelines	Length (km)	Installed Capacity (MMTPA, MMSCMD)
A2 LPG Pipelines			
1	PJPL Panipat Jalandhar Pipeline	280	0.70
2	PHBMPL Paradip Haldia Barauni Mothari Pipeline	1468	3.50
LPG Pipelines (Total)		1748	4.20
Product Pipelines (Total)		11731	70.60
B Crude Oil Pipelines			
1	SMPL Salaya Mathura Pipeline	2660	25.00
2	MPPL Mundra Panipat Pipeline	1194	8.40
3	PHBPL Paradip Haldia Barauni Pipeline	1447	15.20
Crude oil Pipelines (Total)		5301	48.60
Total IOCL Pipelines (Liquid)		17032	119.20
C Gas Pipelines			
1	DPPL Dabri Panipat R LNG Pipeline	141	9.50
2	ETBPL Ennore-Tuticorin-Bengaluru R LNG Pipeline	285	34.00
3	DKPL Dabhe Koyali R LNG Pipeline	106	5.23
Gas Pipelines (Total)		532	48.73
Total IOCL Pipelines		17564	119.20 MMTPA + 48.73 MMSCMD

Pipeline Projects

S. No.	Pipeline	Length (km)	Capacity (MMTPA)
Ongoing Products Pipelines Projects Excluding LPG			
1	Vijaywada- Hyderabad section of PHPL	254	0.00
2	Manmad-Ahmednagar-Solapur section of Koyali Ahmednagar-Solapur Pipeline	395	0.00
3	Conversion of 18" HBPL Crude oil Pipeline to Product Pipeline	517	3.40
4	Somnathpur - Haldia Section of PSHPL	179	0.00
5	Product pipeline from CBR to Asanur	139	4.50
6	ATF Pipeline Jatri terminal to Bhubaneswar AFS	19	0.12
7	POL Pipelines in Common Corridor Pipelines-Chennai	48	0.00
8	Re-routing of BKPL for connectivity to proposed terminal at Mirzapur	12	0.00
9	Branch pipeline from PRRPL to Meramandali CUF	37	0.00
10	ATF Pipeline from JNPT to Navi Mumbai International Airport	22	4.45
11	Extension of Asanur-Sankari Section of CTMPL up to Irugur	120	0.00
Total Product Pipelines excluding LPG		1742	12.47
Ongoing LPG Pipelines Projects			
1	Hathidah- Muzaffarpur section of PHBMPL	128	0.00
2	Muzaffarpur Mothari section of PHBMPL	107	0.00
Total (LPG Pipelines)		235	0.00
Ongoing Crude Pipeline Projects			
1	Augmentation of PHBPL and laying of 30" Haldia- Barauni Crude Oil Pipeline	517	5.20
2	Reduction in length after Conversion of 18" Crude Oil Pipeline to Product Pipeline	-499	0.00
3	Augmentation of SMPL crude oil pipeline systems for J-18	0	10.00
3	New Mundra Panipat Crude Oil Pipeline for P-25	1033	17.50
Total Crude Pipelines		1051	32.70
Ongoing Gas Pipelines Projects			
1	Ennore-Tuticorin-Bengaluru R LNG Pipeline	1158	1 MMSCMD
2	Hazaribagh-Ranchi R LNG pipeline	65	1 MMSCMD
Total Gas Pipelines		1223	2 MMSCMD
Pipeline Projects Under Consideration			
1	Guwahati-Sitchar Impghal Pipeline	551	1.50
2	Devangonthi-Chitradurga Pipeline	234	2.60
3	Extension of PJPL from Jalandhar to Goindwal Sahib BP	85	0.50
Summary			
Ongoing Liquid and Gas Pipeline Projects			
1	Total Crude Oil Pipeline	1051	32.70 MMTPA
2	Total Products Pipeline including LPG	1977	12.47 MMTPA
3	Total Gas Pipeline Projects	1223	2 MMSCMD
Cumulative		4251	45.17 MMTPA + 2 MMSCMD

Map not to scale

Locations are indicative



Marketing Locations

(as on March 31, 2023)



Map not to scale

Locations are indicative



Manufactured Capital



Our world-class infrastructure and best-in-class assets empowers us to constantly report extraordinary performances. From managing an extensive network of oil refineries to maintaining a strong petroleum pipeline network, we are constantly shoring up capacities to undertake exploration and production activities in India and abroad.

9

Refineries

60,000+

Marketing touch points

17,000+ km

Pipeline network

Material Issues

- Product Stewardship
- Customer Satisfaction and Brand Loyalty
- Sustainable Supply Chain



IndianOil Gujarat Refinery

1 Refining

IndianOil has played a key role in driving the Indian Government's vision of achieving self-sufficiency in oil refining and marketing. With 28% share of India's refining capacity, we have consistently expanded our product range and implemented new energy solutions, achieving several notable 'firsts' and delivering significant business growth. At present, we have nine refineries in India, effectively meeting the growing energy demands of the nation while meeting our sustainability targets.

70.05 MMTPA

Refining capacity

US\$ 19.52 per barrel GRM

(US\$ 11.25 per barrel in 2021-22)

72.41 MMT

Refinery throughput
(67.67 MMT in 2021-22)

103.4%

Refinery capacity utilisation
(96.6% in 2021-22)

Performance Highlights

Expanding the capacity of Panipat Refinery from **15 MMTPA** to **25 MMTPA**.

Expanding the capacity of Barauni Refinery from **6.0** to **9.0 MMTPA**, enhancing our production capabilities.

Constructed a state-of-the-art **Grassroot Para Xylene and Purified Terephthalic Acid Plant** at Paradip Refinery to improve the Petrochemical Intensity Index (PII) of the Company.

Undertook the construction of an **acrylics/oxo alcohol project** at the Gujarat Refinery, demonstrating our focus on diversification towards building a robust value-added product portfolio.

A Year of Firsts

- Commissioned the first, one-of-its-kind 2G Ethanol plant (for production of bioethanol from rice straw) at Panipat Refinery and dedicated to the service of the nation.
- Commissioned India's first Wet Sulphuric Acid Plant at Haldia Refinery
- Commissioned our first indJet® unit at Barauni refinery and indSelectG® unit at Guwahati
- Commissioned India's first Green Cooling Tower at Barauni, showcasing our commitment to exploring and implementing energy-efficient and environment-friendly alternatives to conventional systems.
- Gujarat Refinery successfully produced AVGAS 100 LL, placing India among a select group of countries that can produce this niche fuel.

Did You Know?

The Company expanded its crude basket by including 36 new grades of crude from different regions such as Africa, Middle East, America, and Russia, among others, during 2022-23 and now has a total of 247 grades of crude.

Outlook

To meet the growing demands for petroleum, oil, and lubricants (POL) in the country, we have embarked on an ambitious capacity expansion plan. By 2026, our approved projects will significantly increase our crude oil refining capacity from the current 70.05 MMTPA to 87.9 MMTPA. We have diversified our crude oil sources by incorporating thirty-six new grades of crude from various regions, including Africa, the Middle East, America, Russia, and other locations. This strategic move allows us to enhance our crude basket, to deliver a wider range of feedstocks and optimise our refining processes to produce high-quality petroleum products efficiently. Through these initiatives, we are committed to fulfilling the country's growing demand for POL products, enhancing energy security and contributing to the nation's economic development.



2 Pipelines

We manage one of the largest and most extensive petroleum pipeline networks in the world. With a strong emphasis on safety, cost-effectiveness, and energy efficiency, we ensure seamless transportation of crude oil and petroleum products in an ecologically viable manner.

Highest throughput of :

53.4 MMT

For crude pipeline

41.7 MMT

For product pipeline

3,077 MMSCM

For gas pipeline

Market share in country's pipeline network* :

51%

Crude pipeline

52%

Product pipeline

3%

Gas pipeline

*PPAC Report, February, 2023

95.04 MMT

Highest ever liquid throughput achieved in 2022-23

119.20 MMTPA

Capacity of crude oil and product pipelines

48.73 MMSCMD

Capacity of gas pipeline

17,564 km

Total network of pipeline managed

94%

Pipeline capacity utilisation (87% in 2021-22)

Did You Know

We did about 2,450 km pipeline expansion in the last year, marking the highest ever expansion in the Pipelines Division's silver jubilee year. With the commissioning of the Paradip-Patna LPG Pipeline, we now have the Longest LPG network in the country.



Performance Highlights

Crude pipelines achieved a record throughput driven by a **10%** increase compared to the corresponding period of the previous year.

Product pipelines achieved a record throughput increasing by **20%** in comparison to the corresponding period of the previous year.

Gas pipelines achieved a throughput, **3.1%** higher than the corresponding period of the previous year.

First-ever ATF batch was successfully delivered at the Bhubaneswar Terminal through the Paradip-Raipur-Ranchi Pipeline (PRRPL). This initiative resulted

in substantial logistics savings of up to **₹ 365 per MT**, with a batch of **8.5 TKL** being pumped from Paradip Refinery.

As an industry-first initiative, a **DRA (Drag Reducing Agent) trial was conducted** in an LPG pipeline, starting with the Panipat-Jalandhar Pipeline

Signed an agreement with Snam, Italy, one of the leading Natural Gas Transmission Network companies, to inject Hydrogen into the existing natural gas pipelines, a move that will **improve the efficiency and sustainability** of the pipeline network.

Outlook

We are focused on implementing new pipeline projects. These include capacity augmentation of Koyali (Gujarat) and Panipat Refineries, along with the establishment of a new grassroot refinery at Nagapattinam. We aim to connect grassroot and existing marketing terminals with pipelines, evacuate petroleum products, establish ATF pipelines for airports, and meet the gas requirements of CGD GAs, refineries, and our anchor customers. To expand IndianOil's pipeline network and further consolidate our market share, projects for construction of LPG and ATF pipelines, conversion of old pipelines to new ones, and the Gurdaspur-Jammu Natural Gas Pipeline projects have been pursued. Your Company is executing pipeline projects valued over ₹ 34,755 Crore, which upon completion by February 2026, would increase the pipeline network length to around 21,298 km and enhance capacity to 164.37 MTPA and 50.73 MMSCMD for liquid and gas pipelines, respectively.



3 Marketing

IndianOil caters to the energy needs of millions of people daily through its extensive network of fuel stations, storage terminals, depots, aviation fuel stations, LPG bottling plants, and lube blending plants. With one of Asia’s largest marketing and distribution networks, we ensure uninterrupted supply of petroleum products to every corner of the country, serving billions of Indians.

Marketing Network Infrastructure at a Glance

36,285

Retail outlets (added 1,784 in 2022-23)

45

CBG stations (added 19 in 2022-23)

1,788

CNG stations (added 303 in 2022-23)

132

Aviation fueling stations (added 5 in 2022-23)



IndianOil retail outlet (RO) in New Delhi

108

LPG bottling plants/terminals with 10 commissioned in 2022-23

10

Lube blending plants in India

37

Countries of presence for SERVO

12,861

LPG distributors

704 TMT

SERVO’s highest ever sales volume (marking a growth of 9.5% in 2022-23)

5,461

EV charging stations (including 76 Battery Swapping Stations)

Performance Highlights

Maintained our industry leadership position with a market share of **44.6%** and sales volume of **85.8 MMT** (excl. LNG).

Commissioned **1,784 retail outlets** (including Kesan Seva Kendra), **303 CNG** stations. Also commissioned **3,321 EV** charging stations and **44** battery swapping stations.

Commissioned **10 LPG** bottling plants, 5 in greenfield and 5 through private bottlers.

IndianOil Aviation also retained its market leadership in 2022-23, holding a market share of **61.3%** and sales volume of **4,514 TMT**.

Commissioned 5 new AFSs at Deoghar, Hollongi, INS Parundu (Ramnad), Cooch Behar, and Belgavi, expanding the total count to **132 AFSs** across India. The construction of a state-of-the-art Hydrant Refueling System at Kalaikunda AFS for Indian Air Force aircrafts was successfully completed, with operations expected to commence soon.

To meet fleet expansion demands, IndianOil Aviation procured **60** new Refuelers from BG Cryogenics, utilising their in-house facility.

Achieved highest-ever production of **40,051** Cryocans and **90** Industrial Containers.

Moreover **115** Filter Casings on existing Refuellers were upgraded to Filter Water Separator casings, in compliance with latest regulatory guidelines.

POL product commissioning and commercial loading have commenced with automation at Silchar Depot, Guntakal Depot, Motihari Terminal, and Asanur Terminal, providing a total tankage capacity of **238 TKLs**. Additionally, brownfield expansion projects at Manmad, Ahmednagar, Ahmedabad, Ratlam, and Vijaywada Terminal have been commissioned, adding a total tankage capacity of **411 TKLs**. Vizag's additional tankage capacity of **43 TKLs** is ready for commissioning and is awaiting OISD clearance.

We commissioned three high-pressure Homogenizers at the Vashi Grease Plant last December for SERVO which resulted in a notable **20%** increase in production.

During 2022-23, **41** OEM approvals were received from major automotive companies such as Tata Motors, Ashok Leyland, MG Motors, Hero Motors, TVS Motors, Mahindra & Mahindra, Blue Energy, Cummins, and so on.

Flag off Ceremony for Branded LPG Delivery Vehicles in Gujarat, showcasing unity and brand promotion - **a first in the country**

Outlook

We are actively establishing EV charging stations across the country and expanding our distribution network and client base to ensure uninterrupted product supply. Embracing innovative technologies, we aim to automate processes, enhance efficiency, and reduce costs. Our non-fuel business portfolio is also expected to grow with the addition of new products and services in FMCG and home care divisions. Additionally, we have plans for developing bio-fuel facilities. Under the Sustainable Alternative Towards Affordable Transportation (SATAT) initiative, we have successfully commissioned 22 Compressed Bio Gas (CBG) plants. To make CBG accessible to the public, we have introduced the **IndiGreen** brand and established 46 retail outlets across India.

Projects for opening of new Aviation Fuel Stations (AFS), conducting pilot tests with Sustainable Aviation Fuel (SAF), and commissioning additional tankage for Aviation Turbine Fuel (ATF) are also underway. We are also focusing on achieving certifications, conducting feasibility studies, ensuring cost reduction, and carrying our multidimensional promotional campaigns to aid our growth.



Chairman IndianOil flagging-off 'Chhotu' branded LPG delivery vehicle in Gujarat



IndiGreen dispensing unit

4 Natural Gas

We have emerged as a prominent player in the natural gas sector through our persistent endeavours to improve our infrastructure, expand the supply network, and promote LNG adoption. With a significant market presence, today we are the second largest player in the sector in India, actively reinforcing our position across the natural gas value chain. We are, therefore, scaling up LNG sourcing, strengthening infrastructure with import terminals, expanding pipelines and city gas distribution networks. Moreover, we are committed to providing convenient 'LNG at the doorstep' for our customers, ensuring easy access to reliable and sustainable energy solutions.

2.84 MMT

Sale to customers in 2022-23

Performance Highlights

Setting up **16 LNG retail stations** on major highways in India, facilitating the adoption of LNG as a clean and cost-effective fuel.

Successfully **commissioned the 813 km phase 2** of the Mehsana-Bhatinda natural gas pipeline, in partnership with GSPL India Gasnet Ltd.

Executed a Gas Transportation Agreement with GSPL, enabling the transportation of gas from LNG terminals in Gujarat to the Panipat Refinery.

Appointed as an aggregator for urea manufacturing units of the fertilizer sector to procure and supply HPHT gas. Procured **1.53 MMSCMD** of gas through successful bidding in RIL-BPEAL's tenders for fertilizers units.

Added **8 new customers** to our natural gas portfolio.

Commenced gas procurement through **IGX (Indian Gas Exchange)** for trading purposes, where IndianOil also holds equity stake of 4.93%.

With a significant market presence, today we are the second largest player in the sector in India, actively reinforcing our position across the natural gas value chain.



Marine facilities for LNG unloading at Ennore, Tamil Nadu

Outlook

We have allocated significant investments, with an outlay exceeding ₹ 600 Crore in 2022-23, towards city gas distribution (CGD) projects. By expanding our CGD network, we aim to extend our reach and increase our customer base. These projects will enable us to supply clean and affordable energy solutions to a wider consumer base, cementing our position as a leader in the sector. The Company along with its 2 JVCs is now present in 49 GAs and 112 districts spread across 21 states and UTs, making it one of the largest CGD players in the country. On a standalone basis, IndianOil has authorisations for 26 GAs, covering 75 districts, in 11 states and UTs.

5 Petrochemicals

IndianOil is a prominent player in India's petrochemicals market, actively leveraging the abundant growth opportunities in this sector. With our extensive range of petrochemical products, marketed under the brand name 'PROPEL,' we aim to fulfil the day-to-day needs of our customers. Realising the immense growth potential of the petrochemicals market, we see immense opportunities for future expansion in this segment.

4.1 MMTPA

Production capacity

2.23 MMT

Petrochemical sales in 2022-23

Performance Highlights

Actively explored new opportunities in the Recyclates market and launched '**CYCLOPLAST,**' a brand dedicated to recycled plastics, in our pursuit of achieving 'Plastic Neutrality.'

Started sourcing Recyclates from reputable recyclers, ensuring the highest quality standards, to **produce 100% waste recycled plastic.** This not only contributes to a circular economy but also significantly reduces our environmental impact.

Product Portfolio

Linear Alkaline Benzene (LAB)

Purified Terephthalic Acid (PTA)

Paraxylene (PX)

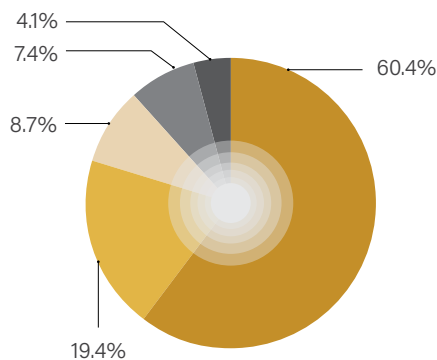
Mono Ethylene Glycol (MEG)

Polypropylene (PP)

Linear Low-Density Polyethylene (LLDPE)

High Density Polyethylene (HDPE)

Product share in Sales %



- Polymers
- Purified Terephthalic Acid (PTA)
- Glycols
- Linear Alkyl Benzene (LAB)
- Others



With wide range of application across industrial, commercial and domestic segments, petrochemical brand PROPEL is now a household name in India

Outlook

We have set a target to achieve **8.2 MMTPA** of petrochemical manufacturing volume by 2026-27. Currently, we have a petrochemicals production capacity of **4.1 MMTPA**. Looking ahead, our long-term objective is to enhance our petrochemical capacity to **15 MMTPA** and increase the Petrochemical Intensity Index from 5.9% to **15%** by 2029-30. To realise this ambitious goal, we have identified various projects that are currently in different stages of implementation. By strategically investing in these projects and leveraging our expertise, we are confident of our ability to achieve significant growth in the petrochemicals sector.

6 Exploration and Production

We have been actively engaged in exploration and production (E&P) activities, in India and abroad, in collaboration with consortium partners. These efforts aim to strengthen and expand our upstream integration.

18

Domestic assets

11

Overseas assets

Performance Highlights

Farmed-in with **30%** PI in 5 OALP blocks awarded to Oil India Ltd. in OALP Bid Rounds – III & V.

In consortium with ONGC, emerged as the **successful bidder** in 2 contract areas under Discovered Small Fields (DSF-III) Bid Round.

Executed a Farm-in Farm-out (FIFO) agreement with Vedanta Ltd. for initiation of the transfer of **30% stake** from Vedanta for 2 OALP-I exploration blocks.

Identifying suitable mid-sized companies engaged in the upstream business for potential acquisition, exemplified by the acquisition of **100% stake** in Mercator Petroleum Limited (MPL) through the Corporate Insolvency Resolution Process.

Working towards the monetisation of **2 Coal Bed Methane** (CBM) assets in Jharkhand through e-bidding to achieve early returns.

Evaluating **overseas bid rounds** and assets for potential participation based on techno-commercial viability.



IndianOil holds 3% participating interest in Zakum Central Super Complex in Abu Dhabi


Outlook

We aim to increase our upstream integration ratio to 10% by the year 2030 from the current 5.3%. To enhance energy security and reduce import dependence, we have set a production target of 9.68 MMTPA by 2029-30, to surpass our current production of 4.27 MMTPA in 2022-23. We also remain focused on participating in domestic exploration bid rounds, collaborating with major National Oil Companies (NOCs) and International Oil Companies (IOCs), exploring newly discovered areas, optimising capital expenditure in existing assets and acquiring new producing assets.



Fuelling Hope, Transforming Lives

Beyond Business



IndianOil's commitment to Corporate Social Responsibility goes beyond business achievements. Guided by our core values and a strong social conscience we are transforming communities through our dedicated social stewardship initiatives. Our key CSR thrust areas include Safe drinking water and protection of water resources, Healthcare and sanitation, Education and employment, Enhancing vocational skills, Empowerment of women and socially/economically backward groups, Conserving biodiversity, etc. We strive to fuel hope, transform lives, and create a brighter future for all.



Safe Drinking Water | Healthcare and sanitation | Education and employment
Vocational Skills | Women Empowerment | Conserving biodiversity



Intellectual Capital



Our extraordinary performances are largely fuelled by the innovative approach and commitment to develop and adopt cutting-edge technology. Leveraging our engineering expertise and ability to constantly uncover growth prospects in the hydrocarbon value chain, we remain determined to transform our business.

1,646

Patents filed

462

R&D team members

₹ 698 Crore

R&D expenditure

Material Issues

- Digitisation
- Circularity/Materials
- Product Stewardship

Only

Oil Marketing Company to produce, market, and export AVGAS 100LL indigenously

127

Patent filings during the year

155

Patents granted during the year across geographies



IndianOil 2G Ethanol Plant at Panipat

R&D Centre

Our R&D Centre is instrumental in shaping the success of our Company. Over the past years, we have made remarkable strides in our pursuit of innovation, driven by a team of skilled professionals and the constant development and adoption of advanced technology. To further drive our research capabilities, we are enhancing investments at our R&D centre in Faridabad, Haryana by setting up a second R&D campus.

The upcoming 2nd R&D Campus will be a centre of excellence for alternate energy related research, and will contribute significantly towards IndianOil's long-term sustainability goals.

Currently, our R&D activity is focused on fuels and lubricants, refining, petrochemicals, pipeline transportation technology and polymers. Additionally, the R&D centre is engaged in research in alternative energy segments such as bioenergy, solar energy, hydrogen economy, energy storage, nanotechnology, carbon capture and utilisation and battery technologies.

The R&D centre is engaged in research in alternative energy segments such as bioenergy, solar energy, hydrogen economy, energy storage, nanotechnology, carbon capture and utilisation and battery technologies.



Launch of E-20 Fuel Blend

On February 06, 2023, the Prime Minister of India launched a new E-20 fuel blend (20% Ethanol) at 84 fuel stations across 11 states and union territories. This significant step in green mobility further strengthens India's commitment to sustainable energy.



MD15 Pilot Trial

We partnered with Ashok Leyland to conduct pilot trials of Methanol blended Diesel (MD15) buses in Bengaluru. This venture, backed by team R&D's development of a critical coupler for stable fuel mix, leverages India's abundance of coal for methanol production, reducing crude oil imports and strengthening energy security.



Product Launches and Innovations

In a year marked by innovative products, we launched Methanol blended petrol (M15) in Tinsukia, Assam. In addition, the introduction of the new 2 kg FTL Cylinder, MUNNA, in the LPG segment, was warmly received by the market.

Performance Highlights

Produced certified Aviation Gasoline grade **AVGAS 100 LL** for the first time in India.

Signed MoU with LanzaJet to explore **Sustainable Aviation Fuel** production using ATJ technology.

XtraFlo, our in-house technology for drag reduction in pipeline transportation, was adopted for the **first time in LPG pipeline** to enhance its throughput.

Completed mechanical erection of **100 KLPD 2G ethanol plant** at Panipat.

Explored **2G lignin** residue in CRMB as bitumen substitute and **completed successful** lab testing.

Developed continuous process for **Xylitol production** from Xylose stream, achieving **100%** conversion.

Validated **Agri-Elite technology** for premium **bio-fertilizer production** to increase rice yield by **22%**.

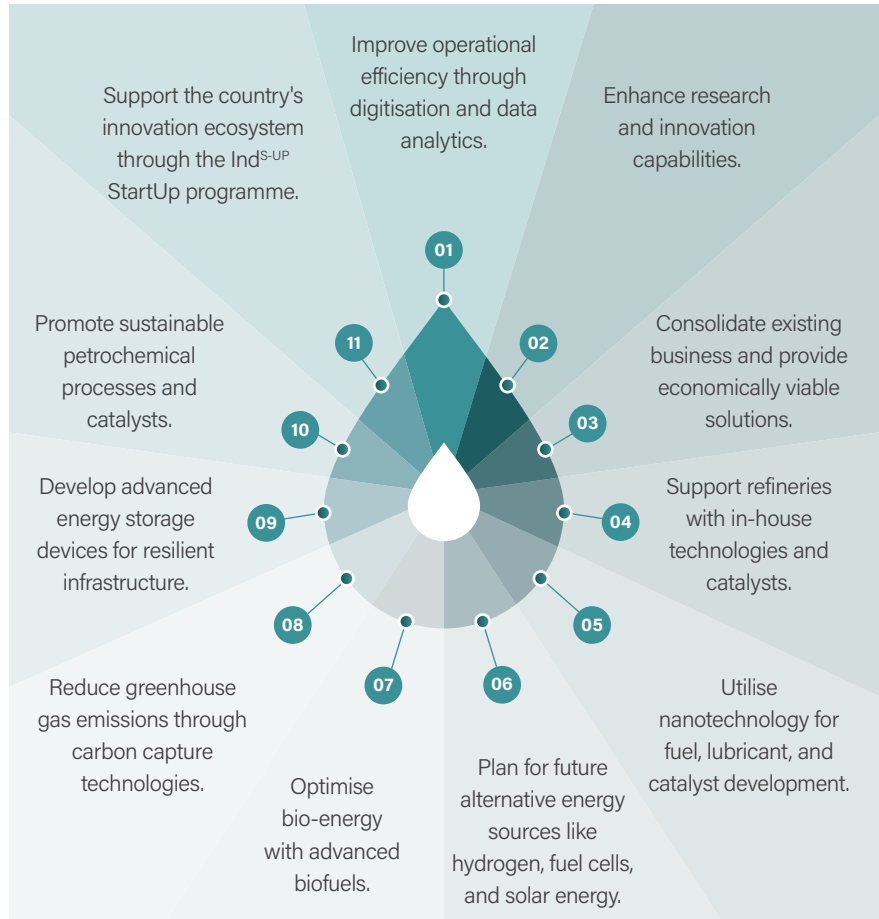
Introduced **StubVorous for stubble decomposition** within **15 days**, to enable timely crop rotation.

Developed **Enzyme-assisted CO₂ capture technology** (eCO₂Sorb) for **commercial-scale** demonstration.

Validated ASP Kit-Microbiological for ETP biological **health monitoring** at two IndianOil refineries.

Successful commissioning of **80 kTA** grassroots indSelectG[®] unit for cracked gasoline desulfurisation at Guwahati Refinery using in-house developed catalyst meeting product Sulphur of 5 ppmw & RON improvement of **~4.0 units**; In-house developed Ind-CokerAT[®] technology selected for **170-220 kTA** DCU revamp at Digboi Refinery to handle additional heavy vacuum residue; **265 MT** of composite INDMAX catalyst manufactured and supplied for trial at Mathura Refinery.

Focus Areas



Research on fuel and additives being carried out at IndianOil R&D centre

Innovative and Sustainable Products

Our latest product, Cycloplast, is a brand of polymer recyclate that combines recycled petrochemicals with a portion of virgin or solo plastic. This innovative solution is expected to revolutionise the industry. We are currently planning to expand the use of Cycloplast to polyethylene in addition to polypropylene. This expansion will play a crucial role in reducing the production of solo plastic.

IndianOil became the only OMC to produce, market, and export AVGAS 100LL indigenously at its Gujarat Refinery.

Some New Products Launched



XtraFlo

Cycloplast

SERVO 4T Xtra
10W-30

SERVO Tractor
Green

SERVO 4T
Green

AVGAS 100 LL

2 kg FTL
MÜNNA

Supporting Future Mobility with Hydrogen-Based Solutions

Hydrogen is widely considered as a fuel for the future and we have recently commissioned the first-ever Hydrogen Dispensing Unit at Gujarat Refinery. The hydrogen fuel dispensing station has generated immense interest, not only within the energy sector but also across the nation, as it marks India's first Hydrogen Dispensing Facility for mobility solutions.

We have signed binding term sheet with ReNew and L&T for formation of a Joint Venture to develop green hydrogen production assets and associated renewable assets through any model of ownership and operatorship. Moreover, binding term sheet for another Joint Venture has been signed with L&T for a foray into Electrolyser Manufacturing in India. This significant achievement places a great responsibility on us to meet the expectations of our stakeholders and ensure smooth commissioning of hydrogen-fuelled buses.

Green Products

'Servo 4T Green' (Motorcycle Oil) and 'Servo Tractor Green' (Tractor Engine Oil) were developed using re-refined base oils.



Chairman at the launch of Munna, in the presence of Functional Directors and little champs

Partnerships and Collaborations

We are dedicated to pursuing potential mergers, acquisitions, and partnerships that can enhance our growth prospects. Our goal is to identify areas of growth and potential synergies that have complementary core competencies. We continuously evaluate and investigate such opportunities with the help of our due diligence team, that conducts a comprehensive analysis of various factors that can affect our growth potential, such as market environment, trends, competitors, supply and demand, and other factors. After identifying specific opportunities, we carefully evaluate its efficiency and make informed decisions that align with our overall growth strategy.

Ongoing Partnerships

- MoU signed with SJVN for the formation of a Joint Venture (JV) for the development of Renewable Energy Projects, viz., Solar, Wind, Hydro and Hybrid Power. This project aims to ensure round the clock (RTC) supply of power to IndianOil refineries and will also be sold to third parties through energy exchanges
- Signed MOUs with NTPC and LanzaJet to introduce Sustainable Aviation Fuel (SAF) based on LanzaJet Alcohol-to-Jet technology
- Signed binding term sheet with ReNew and L&T for formation of a Joint Venture to develop green hydrogen production assets and associated renewable assets through any model of ownership and operatorship. Moreover, binding term sheet for another Joint Venture has been signed with L&T for a foray into Electrolyser Manufacturing in India
- To expand the reach of the XTRAREWARDS programme, IndianOil has entered into partnerships with Hyundai and Maruti, Park Plus, PayTM, PhonePe and Gpay
- IOC Phinergy Private Limited, IndianOil's JV with Phinergy Ltd. Israel, is advancing commercialisation of Aluminium-Air battery technology in India for electric vehicles and stationary applications. It has successfully integrated the Aluminium-Air system in 3-wheeler and 4-wheeler vehicles of leading Auto OEMs and have also demonstrated the technology for use as an energy backup solution for telecom tower sites
- Agreement extended with Lummus Technology, USA for global marketing, licensing and improvement of INDMAX technology
- MoU signed with Andhra University, RGIPIT to boost industry-academia partnership
- MoU signed with Ashok Leyland on LNG, ED5 and MD15 fuels
- Licensing agreements between IndianOil and empanelled vendors to transfer technology for manufacturing, marketing, installation and after-sales service of indoor solar cooking system developed by IndianOil R&D.



Signing of JV between IndianOil and NTPC Ltd. for 24x7 renewable power supply to the refineries



A Joint Venture between IndianOil, L&T and ReNew will strengthen hydrogen ecosystem in India

We continuously evaluate and investigate opportunities with the help of our due diligence team, that conducts a comprehensive analysis of various factors that can affect our growth potential, such as market environment, trends, competitors, supply and demand, and other factors.

Ind^{S-UP} StartUp Scheme



Making a bold move towards innovation and collaboration, IndianOil welcomed Vasitars Pvt. Ltd. as the first-ever start-up to join the IndianOil Start-Up Round-1. The partnership aims to develop a groundbreaking solution called the **'Nano Filler Reinforced Polymer Composite Wrap to Repair Corroded Pipelines.'** As part of this venture, IndianOil acquired a 2.1% equity stake in Vasitars Pvt. Ltd., a Company specialising in in-situ composite repair solutions for various types of damaged transmission pipelines. By harnessing the power of nano fillers and reinforced polymer composite wraps, this project holds the promise of revolutionising pipeline repair and reinforcing IndianOil's commitment to innovation and sustainable solutions.

Together, we have developed a proof of concept and intellectual properties (IP), which have been used to create nine different products for repairing corroded pipelines, storage tanks, and pressure vessels. These products are currently being used in various IndianOil locations, including our refineries, R&D centres, and pipelines. The success of this partnership is a testament to IndianOil's commitment to supporting innovative solutions that foster new developments within the industry. By collaborating with start-ups like Vasitars, we have access to new technologies and ideas to improve our operations and better serve our customers.

Digital Transformation

We recognise the importance of embracing digital technology and tools in today's fast-paced business landscape. We believe that our focus on digital transformation will keep us ahead of competition

Enhanced Customer Support

We have introduced the Common LPG Data Platform (CLDP), a large-scale project under the aegis of MOPNG, to enable end-to-end LPG consumer lifecycle management, and VIBA (Virtual Indane Bot Assistant), a WhatsApp chatbot to enable customers perform several functions, including refill booking, order tracking, quick pay, subsidy status, and grievance creation and tracking.

Empowering Customers with Convenient Digital Solutions

We have also rolled out several digital business processes for retail and petrochemical businesses, including SDMS-CRM and ePIC. The in-app QR code for LPG refill delivery confirmation has also been introduced and it helps customers to earn loyalty points.

In an effort to achieve our Net-Zero goal, the eVidit portal has been formed for processing paperless vendor payments and implementing a preemptive notification system for LPG refill booking using predictive analytics.

We have also launched several notable digital initiatives, including the Fuel@Call mobile app for doorstep gasoline and HSD delivery, self-service booking and digital payment facility for NDNE customers through the portal and the application. Alongside, 1906 emergency service has been launched on WhatsApp, and the Digi Mitra portal, a self-learning portal for customers has been developed.

Highlights

Successful **GoLive** of CLDP Project (Phase 1)

ePIC (SDMS-CRM) **rollout** for IndianOil's Petrochem LOB landscape

Customer **self-service booking and digital payment** for NDNE customers on portal and mobile app

Pre-emptive **notification for LPG refill** booking using AI/ML powered predictive models

Launch of **VIBA** (Virtual Indane Bot Assistant) WhatsApp chatbot

Unified **loyalty solutions** for retail customers in ePIC solution

Implemented **SD-WAN dual network** connectivity at **14,522 retail** outlets to enhance the digital experience

Integrated Transaction Processing Server (ITPS) was rolled out across **28,000+ ROs**, handling over **12 Lakh** Transactions per day

Deployment of **25 bots** in the Marketing Division automated repetitive tasks, saving valuable man-hours

Introducing **refill booking reminders** via SMS based on customers' historical patterns.



Chairman IndianOil sharing the details of Indane NANOCUT with the Union Petroleum Minister

Green Solutions

In addition to decreasing our reliance on imports, we are committed to exploring alternative energy sources to offer sustainable solutions, including the production of 2G ethanol from agricultural waste, development of fuel cell technology for vehicles, generation of bio-diesel using solar power, and the creation of energy storage devices. We remain dedicated to finding innovative ways to contribute to a cleaner and more sustainable future. During the year, we explored opportunities to produce Sustainable Aviation Fuel (SAF) and bio-gas from organic waste.

Ahead of Time

In a year marked by significant achievements, SERVO introduced two new environment-friendly lubricants to its portfolio: SERVO 4T Green and SERVO Tractor Green. Expanding its horizons, SERVO ventured into the green energy sector, gaining approvals from renowned electric vehicle manufacturers such as MG Motors, Mahindra Electric, Keto Motors, and Olectra Greentech. Moreover, SERVO launched the innovative Servo 4T Xtra 10W-30, a high-performance product designed specifically for the 2-wheeler segment. These initiatives showcase SERVO's commitment to sustainability, innovation, and meeting the evolving needs of its customers.



Launch of IndianOil 'Unbottled' initiative



IndianOil signing an agreement with LanzaJet Inc. for setting up Sustainable Aviation Fuel (SAF) plant in India



Human Capital



To sustain robust transitions and pave the way for dynamic performances, we rely on a talented pool of people who are determined to foster excellence through a performance-driven work culture. Our emphasis on people development, employee engagement and continuous learning allows our human resource to always remain poised to fulfil professional as well as organisational objectives.

31,095

Total employees

2,726

Woman employees

Material Issues

- Economic Performance
- Customer Satisfaction and Brand Loyalty
- Community Development





Occupational Health and Safety

At IndianOil, we prioritise the health and safety of our people. We, therefore, continue to implement various initiatives ranging from competence building to the development of specific training programmes, covering the entire spectrum of occupational health and safety-related topics. By emphasising on capability building and comprehensive training processes, we aim to create a safe working environment across our operations. The following initiatives were undertaken during 2022-23:

- IndianOil launched **'TB Mukht IndianOil Parivar'** program on November 22, 2022, to support the National TB Elimination Program. The program includes screening the entire workforce, creating awareness, and building capacity to achieve a 'TB Mukht Bharat' by 2025. Phase-1, covering employees and family members, was successfully completed by January 31, 2023, with the help of 'TB Mukht IndianOil Parivar' App. Phase-2 and Phase-3 are currently in progress, covering contractual workers and retail outlet staff
- 1st IndianOil Safety Day** was observed on October 29, 2022, reaffirming IndianOil's commitment to safety. Chairman, IndianOil dedicated 'Smriti Sthal' at the Jaipur TOP, Mohanpura to pay tribute and honour the lives lost in the line of duty
- To foster better synergy and coordination on health, safety, and environment (HSE) initiatives between various departments, a Divisional HSE meet **'SAMANVAYA'** was organised. It saw the participation of HSE heads from Refineries, Marketing, Pipelines, R&D and Business Development, along with their respective teams. The meeting served as a platform for the Divisions to make presentations on new HSE initiatives that can be implemented in different departments. This collaborative effort aimed to promote knowledge sharing and the implementation of best practices in the field of health, safety, and environment
- IndianOil organised **'SAMVAAD'**, a meeting of H,S&E heads of Oil Marketing Companies in May 2022. The meeting focused on discussing initiatives for improving the H,S&E Management System, reducing accidents in the Oil Industry, and addressing issues related to PESO, PNGRB, and OISD
- Health check-up camps were successfully organised at various locations of the Marketing Division, in collaboration with nearby hospitals. These camps aimed to assess the health parameters of individuals, including blood pressure, blood sugar levels, weight, and eye check-ups. A total of **32,240** drivers, accounting for an impressive coverage rate of **89.1%**, were examined across Petroleum, Oil and Lubrication (POL) and LPG locations. In addition, health camps were conducted at Panipat, benefiting approximately 500 personnel. At Paradip Refinery, a health camp and eye check-up camp was organised specifically for drivers, where 400 drivers underwent check-ups, and 160 spectacles were distributed to those in need. These initiatives demonstrate IndianOil's commitment to ensuring the health and well-being of its employees and stakeholders.




Chairman, IndianOil handing over handheld TB X-Ray Machine to the Chief Minister of Haryana



Training and Development

IndianOil is dedicated to fostering a strong leadership pipeline and believes in empowering individuals to take ownership of their tasks and make a meaningful impact. We, therefore, strive to adopt people-friendly human resource policies and practices that encourage a consultative and collaborative approach to problem-solving. The development of various flagship programmes, designed to promote leadership qualities at all levels, bears testament to our constant emphasis on building competencies and enhancing skill sets. Employees have also benefited from specialised training programmes, tailored to particular roles within the organisation. The various learning and development initiatives introduced during the year were:

- Hazard and operability study (HAZOP) and risk analysis training
- Behaviour based safety implementation in industries training programme
- Training programme on 'Electrical safety'
- 'Sampark' App for safety training
- Training on CIMS (Centralised Integrity Management System) and Integrity Management Plan (IMP)
- **Madhyama** – Mid Career Training Programme
- **Aarohi 5.0** flagship programme on women leadership development
- **Sarathi** (One-on-One Executive Coaching)
- eLearning ecosystem, **Swadhyaya**
- Harvard ManageMentor® (HMM) – 2nd year
- In collaboration with **NMIMS Mumbai, the Sustainable Development Department of IndianOil**, we launched a unique programme to raise awareness among employees about global social and environmental issues and foster a group of advocates for sustainable development initiatives
- Specialised training programmes for frontline chemical engineers in collaboration with process licensors and experts
- Cross-industry workshops and training on petrochemical and refinery technologies
- Interaction with frontline officers and the organisation of 'Festival of Ideas' to encourage in-house idea generation for organisational improvement.



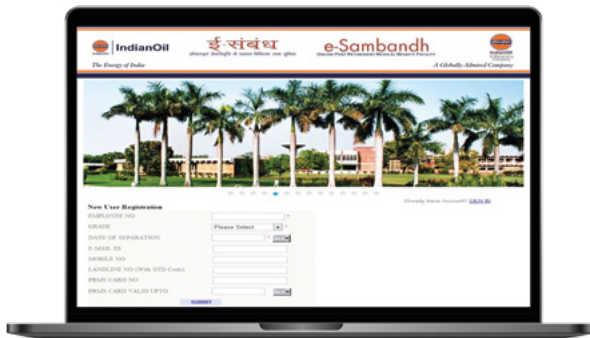
Ensuring quality checks at Quality Control Lab of Paradip Refinery

We launched a unique programme to raise awareness among employees about global, social and environmental issues and foster a group of advocates for sustainable development initiatives.



A scenic view of Single Point Mooring at Paradip

Simplifying Retirement Formalities



'eSambandh,' our new integrated portal designed for retiring and retired employees. It offers a single touchpoint for superannuation formalities, PRMBF needs, SABF pension, and ex-gratia information. With paperless claims and centralised services, it ensures convenience, data accuracy, and time savings. 'eSambandh' aims to enhance the retirement experience and provide ongoing support, reflecting our commitment to employee satisfaction through technology-driven solutions.



Hydrogen Unit at Barauni Refinery



Diversity and Inclusion

At IndianOil, we have robust people centric processes aligned with global best practices to create an inclusive, engaged, and diverse work culture. We believe in upholding human rights and offering equal employment opportunities without differentiating on the basis of gender, caste, creed, nationality or physical ability. Besides, we have developed a comprehensive Diversity, Equity and Inclusion (DE&I) Index to create an inclusive working environment.

We organised the Aprajita programme for 26 young women officers, to promote women empowerment. Aarohi 5.0, our flagship women leadership development programme, was launched to foster the development of future business leaders. These efforts reflect our commitment to creating an inclusive work environment that enables every individual to grow and contribute to our success.

8.76%

Women in the workforce



Capacity Building of the Nation


Through our collaborative partnerships and talent development efforts, we are playing a vital role in building a capable and skilled workforce. By equipping individuals with the necessary knowledge and competencies, we are driving positive change and contributing to the nation's overall growth and development. We have collaborated with the Capacity Building Commission (CBC), Government of India, through a Statement of Intent (SOI). This partnership aims to foster knowledge exchange and support the implementation of a comprehensive framework for roles, activities, and competencies. Additionally, we will conduct capacity-building workshops for government officials and other stakeholders.

Additionally, our talent development initiatives have garnered recognition and trust. We have been entrusted with conducting practitioner-led executive development programs for executives from newly formed defence Public

Sector Undertakings (PSUs). These programs are being effectively executed at the National Academy of Defense Production in Nagpur, showcasing IndianOil's commitment to enhancing the capabilities of professionals in the defence sector.



A defence aircraft being refuelled by Team IndianOil Aviation




From Confinement to Confidence

*Transforming Lives
through Sports*

IndianOil's 'Parivartan-Prison to Pride' initiative, followed by 'Nai Disha' for juveniles, is making a remarkable impact on the lives of prison inmates and juveniles across the nation. Led by international-level sportspersons from IndianOil, this program provides sports training to around 3600 inmates in 80 prisons across India. Both these initiatives aim to break the stigma of imprisonment and facilitate the seamless reintegration of inmates into society as customer attendants at IndianOil Retail outlets.





Social and Relationship Capital



At the core of our endeavours lies a deep commitment to fulfil the needs of millions of customers and maintain conducive relations with diverse stakeholders. To improve performances and lead healthy transitions within the organisation, we seek to engage with people as well as regulatory bodies and the government, to create an environment that alleviates concerns and builds long-term value through insightful feedback.

₹ 264.03 Crore

CSR expenditure

₹ 2,40,185 Crore

Contribution to exchequer

Material Issues

- Economic Performance
- Customer Satisfaction and Brand Loyalty
- Community Development



Chairman celebrating World Environment Day with IndianOil Green Ambassadors



Customers

At IndianOil, we remain committed to fulfil the energy requirements of the nation while enhancing customer experiences. To efficiently serve customers ranging from households to industrial and institutional consumers, we are constantly strengthening our portfolio of products and services.

We prioritise customer satisfaction and take a proactive approach to address concerns through multiple channels such as in-person interactions, mobile apps, chatbots, and feedback mechanisms. As part of our digital transformation initiative, we have implemented 'ePIC'; an electronic platform for improving customer service. It caters to customers of various business verticals including LPG, Retail Sales, Lubes, Petrochemicals, Institutional Business, and Aviation. The ePIC platform enables customers, partners, and employees to access services through the mobile and web portal. Our loyalty programme, **XTRAREWARDS**, is also hosted on this platform. It has also evolved into a unified enterprise digital business ecosystem with tie-ups with various alliance partners such as Amazon, Dominos and PayTm. The platform also collaborates with Hyundai Motors and Suzuki Motors to initiate cross-integration of loyalty points.

ePIC Platform

Over **26 Lakh households received LPG cylinders** at their doorstep and we catered to **14 Crore** customers through the ePIC platform. It also registers **11 Lakh** accrual and redemption transactions every day and generates **1,500 invoices** per day for Lube Stockists/Dealers. Around **25,000 retail outlets** have also been onboarded to the platform.

We have also implemented a digital marketing platform for targeted digital campaigns and a WhatsApp campaign for domestic composite cylinders is underway. To improve customer experience, we have deployed the WhatsApp chatbot VIBA and launched a new initiative for predictive notification to customers for LPG refill booking. Brand awareness campaigns for customers are also regularly conducted to share information about new features, offers, best safety practices and loyalty promotions. Besides, we actively engage with customers through various social media platforms. At IndianOil, we welcome customers' suggestions, opinions, and complaints through our website and mobile apps. Prompt action is also taken to ensure timely grievance redressal.



ONE Mobile App

Recorded 9 Million downloads and has a rating of 4.5 on Google Play Store.



IndianOil's first retail outlet at Anjar is now a heritage RO



Suppliers and Business Partners

Our suppliers and business partners play a crucial role in delivering quality services to our customers and ensure uninterrupted supplies to customers in different parts of the country.

At IndianOil, we have always remained aligned with nation building efforts and continue to support the government’s ‘Atmanirbhar Bharat’ mission by onboarding local merchants and suppliers, thereby making way for livelihood opportunities. We regularly engage with our business partners to understand their perspectives and accordingly incorporate changes in our tender conditions to accomplish our targets. Our unwavering commitment to fostering healthy relationships with our suppliers and business partners help us to ensure operational excellence.

We have always remained aligned with nation building efforts and continue to support the government’s ‘Atmanirbhar Bharat’ mission by onboarding local merchants and suppliers, thereby making way for livelihood opportunities.



Indane Bottling Plant at Madanpur Khadar, New Delhi



Investors and Shareholders

At IndianOil, we place great emphasis on actively addressing and resolving the concerns of our investors. We are dedicated to empower our investors with prudent financial management and seek to live up to the trust and confidence reposed in us. We maintain constant communication with our investors which enables us to effectively gauge investor expectations and promptly handle concerns. Our transparent governance framework allows us to foster clear channels of communication with investors and maintain long-term relationships.

50%

Dividend pay-out ratio

18.78 Lakh

Total number of shareholders as on March 31, 2023

₹ 1,10,004 Crore

Market capitalisation as on March 31, 2023

₹ 4,131 Crore

Dividend for 2022-23



Government and Industrial Bodies

Through deeper engagements with the government and various industrial bodies, we aspire to uphold regulatory norms across all our operations. Besides, strengthening country's energy security, we are exploring prospects to harness clean energy and undertaking concerted efforts to contribute to a sustainable future. We also align ourselves with government initiatives such as 'Atmanirbhar Bharat,' 'Swachh Bharat Abhiyan' and 'Pradhan Mantri Ujjwala Yojana (PMUY); to actively contribute to nation building efforts.

₹ 2,40,185 Crore

Contribution to Exchequer



Union Petroleum Minister handing over the Swachhta Trophy to Chairman, IndianOil



Local Community

At IndianOil, we are dedicated to promoting the socio-economic development of the communities we serve. Our community outreach programmes are designed to empower and uplift underprivileged segments of society by addressing their unique needs and challenges. To accomplish this, we actively partner with government agencies and other organisations to make a meaningful impact on people’s lives.

Our CSR initiatives encompass a wide range of programmes revolving around health, nutrition, education, skill development, environmental sustainability, women empowerment, and support for the differently abled. We prioritise reaching out to disadvantaged segments of society, to foster inclusivity and create a more equitable society.

466

CSR projects undertaken

21,350 girls

Benefitted from project Garima

68,000

Patients benefitted from cancer care project

3,530 farmers

Benefitted through Project Vayu Amrit

Some of our noteworthy CSR Projects Include:



IndianOil Skill Development Institute at Odisha



Project 'Kisan Aadhar' provides free seeds to farmers



Project Vayu Amrit aimed at providing clean energy solutions



Wildlife initiative involving the installation of Solar Tentacle Fencing for protecting wildlife habitats and avoiding man-animal conflict



Cancer care centres in several states



Project 'Garima' to promote menstrual health among underprivileged girls



Project 'Aarogya Vardhini' focused on preventing infant mortality



Project 'Ananta' aimed at improving health conditions of speech and hearing impaired children



Project 'Poshan' aimed at improving nutrition and child development



'Madhur Muskaan' project to support corrective surgeries for cleft lip



Intensive TB elimination project in several states



'Parivartan - Prison to Pride' leverages sports to rehabilitate prison inmates



Natural Capital



As we transition towards carbon neutrality and enhance our contribution to a circular economy, we are consistently propagating resource efficiency and minimising the impact of our operations on the natural environment.



A scenic view of Panipat Refinery

238.70 MW

Installed capacity of renewable energy
(1676 MW of wind | 7110 MW of solar PV)

₹ 582.8 Crore

Investment on renewables and greening efforts

3.80 MMT CO₂eq emission

Emissions avoided/offset

Goals

By 2030, the Company aims to install 31 GW of renewable energy capacity. The Company is diligently working towards attaining 1 MMT biogas production target by 2030. Renewables will play a major role in achieving 'Net-Zero' operational emission of IndianOil by 2046.

Material Issues

- Climate Change Mitigation
- Managing Environmental Impacts
- Circularity/Materials



Environmental Performance

We understand our responsibility towards the environment and therefore, undertake a wide range of activities to minimise our impact on the planet. Along with efforts to reduce GHG emissions, we are developing eco-friendly fuel, enhancing energy efficiency, promoting water conservation, and implementing effective waste management programmes to ensure environmental sustainability.

~6.60 Lakh

Saplings planted in 2022-23

Contribution Towards Preservation of Endangered Species

At IndianOil, we are proud to be at the forefront of the **Cheetah restoration project in India**. We have made a significant commitment of over **₹ 50 Crore**, over the course of five years, to support the project carried out under the guidance of the National Tiger Conservation Authority. With our dedicated support, a total of **10 female and 10 male** cheetahs were brought to India and were ceremoniously released by Prime Minister Narendra Modi. We feel privileged to have played a crucial role in this remarkable initiative, which aims to restore and conserve the population of cheetahs in our country.



The newly released cheetahs in Kuno National Park in Madhya Pradesh



Climate Change

Climate change presents a pressing and far-reaching challenge that requires collective action and a commitment to sustainable practices. As part of our efforts to address this imminent threat, we are dedicated to reduce greenhouse gas emissions by transitioning to cleaner and renewable energy sources, improving energy efficiency, and implementing sustainable land-use practices. We have taken concrete steps to manage and minimise GHG emissions generated from our operations.

To promote sustainable development, we have implemented initiatives such as rainwater harvesting, water, carbon, and waste footprint mapping, as well as the installation of solar panels and LED lights. Additionally, sapling plantations have been carried out at pipeline installations to contribute to carbon sequestration and environmental preservation.

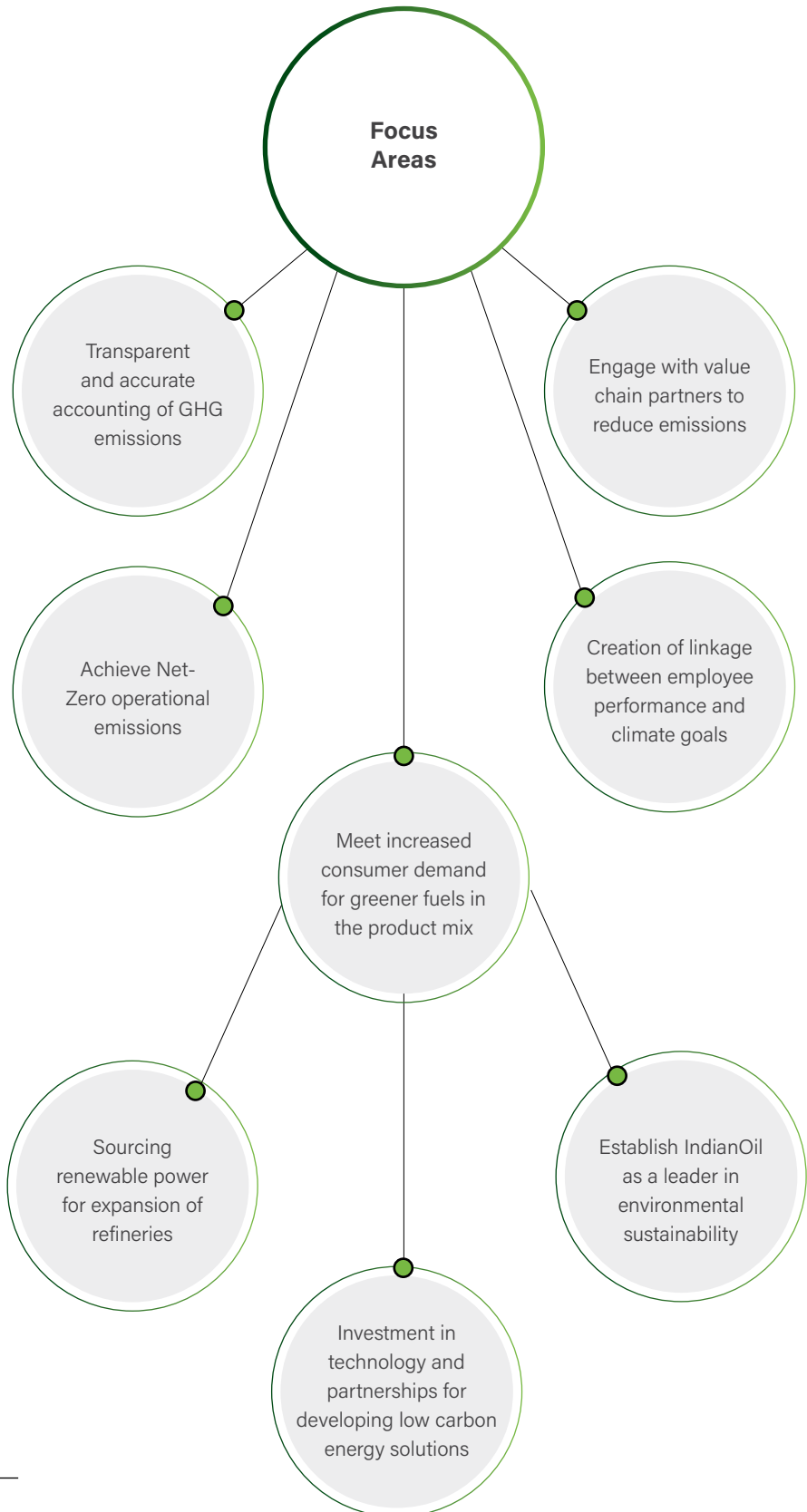
Achieving Net-Zero Emissions by 2046

At IndianOil, we have recently resolved to achieve Net-Zero operational emissions by the year 2046. The decarbonisation plans encompass both Scope 1 and 2 emissions, with an estimated budget requirement of more than ₹ 2.4 Lakh Crore.

To achieve the Net-Zero target, we plan to have transparent and accurate accounting of greenhouse gas (GHG) emissions. It involves regular monitoring, reporting, and verification of emissions. We also plan to reduce Scope 1 and 2 emissions by investing in renewable energy, energy efficiency, compressed biogas, green hydrogen, CCUS/sapling plantation, and carbon markets.

20.84
MMT CO₂eq emission

GHG footprint





IndianOil

Realising the vision of Net-Zero emissions for a better future

As, 'The Energy of India', IndianOil is committed to a sustainable future, aligned with India's net-zero emissions goal by 2070.

The Company's decarbonisation plans encompass Scope 1 and Scope 2 emissions, to combat climate change. By harnessing innovation and embracing cleaner technologies, IndianOil is investing over Rs. 2 Trillion in phases to achieve the target. The focus is on energy conservation & efficiency improvement, gas based economy, renewable energy and greener pathways, for a better tomorrow.



Determined to Strengthen the Green Resolve





Energy Management

Energy conservation is a vital component in our journey towards a sustainable and greener future. By adopting energy-efficient practices and embracing renewable energy sources, we can significantly reduce our carbon footprint, conserve natural resources, and create a cleaner and healthier environment for future generations.

In 2022-23, 119 energy conservation schemes (in-house, PCRA-identified and EIL-identified) were implemented across the refineries, helping achieve energy savings of 2,55,379 SRFT/yr, equivalent to monetary savings of ₹ 840 Crore/yr. In total, approximately 0.81 MMT equivalent CO₂ emission per year was achieved.

From rooftop solar installations to innovative indoor solar cooking systems and pilot trials of alternative fuel blend, IndianOil is actively contributing towards a circular economy, with an emphasis on a greener future.

Operational Energy Highlights

The refineries showcased exceptional energy utilisation performance, achieving a remarkable MBN of **68.0**. This achievement marks a significant improvement, with a **7.6%** reduction compared to the previous year of 2021-22, and an impressive **4.2%** decrease from the previous best recorded in 2018-19, which stood at **71.0**. Moreover, the refineries reached yet another milestone by attaining an outstanding Energy Intensity Index (EII) of **96.1**. This accomplishment demonstrates a **7.6%** decrease from the previous year and a remarkable **1.9%** improvement from the previous best recorded in 2018-19, which stood at **97.9**. These achievements highlight the refineries' commitment to efficient energy utilisation and their continuous efforts to optimise operations.



Union Petroleum Minister, Chairman IndianOil and Chef Ranveer Brar at the demo of IndianOil Solar Cooktop at India Energy Week 2023

Adopting Renewable Energy

At Paradip Refinery, a significant step has been taken towards renewable energy adoption with the installation of 1.87 MW capacity solar panels over the roof of the warehouse. This solar power generation facility helps reduce the reliance on conventional power sources and promotes the use of clean energy. Moreover, at the IndianOil Bulk Explosives Plant in Umrer, Nagpur, a 13 kW off-grid solar power project with battery backup has been completed. This project caters to the entire electrical load of the administrative building, further emphasising IndianOil's commitment to sustainable energy solutions.

In addition, we are actively contributing to the renewable energy sector with our current renewable energy capacity of 238.7 MW. Through a recent collaboration with NTPC Green Energy Limited, we are poised to significantly augment our renewable energy capacity by approximately 2 GW.

Moreover, at the IndianOil Bulk Explosives Plant in Umrer, Nagpur, a 13 kW off-grid solar power project with battery backup has been completed.

Indoor Solar Cooking System

Our R&D Centre has developed an innovative indoor solar cooking system - a stationary, rechargeable, cooking solution that caters to the needs of Indian households.

Currently, 50 units of the Solar Cooktop have been deployed for pilot trials across five different cities in India, including Leh, Lakshadweep, Gwalior, Udaipur, and Delhi-NCR. The trials, which consider solar radiation intensity and cooking habits, are currently in progress. Moreover, IndianOil has collaborated startin with 10 Indian vendors for the manufacturing, marketing, installation,

and after-sales service of the product. By leveraging economies of scale, raising product awareness, government support, and suitable financing mechanisms, IndianOil aims for the successful rollout of the Solar cooktops in the market.

IndianOil's commitment to renewable energy is further exemplified by the recent unveiling of a double cooktop variant of the indoor solar cooking solution during the Indian Energy Week 2023, graced by the Honourable Prime Minister.

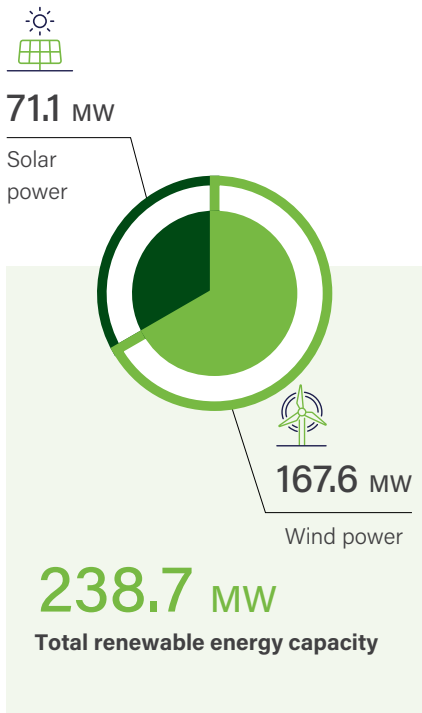
IndianOil has collaborated with 10 Indian vendors for the manufacturing, marketing, installation, and after-sales service of Solar Cooktop.



Mr. Rameshwar Teli, Minister of State for Petroleum and Natural Gas at IndianOil Corporate Office in New Delhi

Renewable Energy Mix

Total installed capacity (till 31.03.2023)



297 Trillion BTU

Total energy consumption

~20 Tonne per day

Green hydrogen production capacity under development

119

Energy conservation schemes implemented

Green hydrogen

IndianOil is making significant strides in the green hydrogen sector and will be setting-up its first ever Green Hydrogen plant at Panipat Refinery having 7 KTA capacity. Additionally, the Company has installed a facility for hydrogen dispensing at the Gujarat Refinery using hydrogen from the refinery unit.

Through a recent collaboration with NTPC Green Energy Limited, we are poised to significantly augment our renewable energy capacity by approximately 2 GW.





Water Management

Efficient management of water resources play a crucial role in building a sustainable future. By adopting sustainable practices, we can address water scarcity, protect aquatic ecosystems, support agriculture, and ensure reliable water supply for both human and environmental needs. In line with these objectives, IndianOil Refineries have been actively monitoring their fresh water consumption on a monthly basis.

Yearly targets for specific fresh water, treated effluent reuse, and specific effluent discharge have been strictly adhered to, resulting in an **89%** recycling of treated wastewater in Financial Year 2022-23.

7.2 Billion Litres

Total rainwater harvested during 2022-23

Reuse and Conserve

In an effort to promote water reuse, a notable project has been initiated at Mathura Refinery in the year 2022-23. The project focuses on utilising treated effluent from city municipal Effluent Treatment Plants (ETPs) for non-drinking purposes within the refinery. Currently, the refinery is replacing 8 Million Litres per day (MLD) of fresh river water with treated water. The project is currently undergoing final trials, and once fully operational, it will significantly contribute to reducing freshwater consumption and promote efficient use of water.

Similar efforts are being made at Gujarat Refinery, where a project for reuse of sewage treatment plant (STP) water is in its final stages. In the first phase, 21 MLD of treated water from Rajiv Nagar STP in Vadodara will be utilised within the refinery for non-drinking and sanitation purposes. This project is aligned with the Government of Gujarat Policy and is expected to further enhance water conservation and reuse efforts in the region. Additionally, plans are underway for the commissioning of a second phase, which will result in a total reuse of 40 MLD of treated wastewater by 2025-26.

Keeping water consumption in check

Recognising the importance of efficient water management, a comprehensive water consumption study was undertaken for all IndianOil Refineries, including CPCL, in collaboration with the Centre for High Technology, under the Ministry of Petroleum and Natural Gas. The study, conducted in 2019, involved an extensive survey to assess consumption patterns and identify opportunities for enhanced water reuse. Based on the findings, short-term and long-term measures were developed, along with reduction targets and time-bound action plans. These concerted efforts resulted in significant freshwater savings of 360 m³/hr in 2022-23, against savings of 446 m³/hr in 2021-2022.



 **Waste Management**

To promote conservation of resources and minimise our imprint on the planet, it is essential to adopt efficient waste management practices across our operations. We strictly adhere to the Hazardous & Other Wastes (Management and Transboundary Movement) Rules, 2016, during the storage, recycling, transport and disposal of hazardous wastes generated within our facilities. By adhering to regulatory norms, we effectively reduce emissions and hazards associated with waste generation.

Mechanical and Chemical Recycling

Our emphasis on a circular economy allows us to actively manage waste through mechanical, chemical and biological recycling methods. Our research on mechanical recycling explores innovative applications for waste plastic-based bituminous roads, crumb rubber modified bitumen, poly bags for bitumen packaging, and paver blocks.

Additionally, our chemical recycling efforts involve the conversion of various categories of single-use waste plastic including thin carry bags, multi-layer packaging, thermocol and mixed plastic into liquid hydrocarbon oils, waxes, value-added chemicals, petrochemical feedstock and high-quality fuels compliant with BS-VI standards.

Reducing Plastic Waste

Furthermore, we have made significant strides in reducing our environmental footprint. For instance, we have increased the packaging capacity of our PTA plant bags from 1100 kg to 1150 kg, resulting in the reduction of approximately 11,000 jumbo bags and 30.8 MT of plastic per year, for recycling purposes.

Continuing its commitment to a sustainable and greener environment, SERVO introduced a significant initiative by launching a new container made with 30% PCR (Post-Consumer Recycled) plastic. This innovative step showcases SERVO's dedication to reducing plastic waste and promoting the use of recycled materials in its packaging. By adopting such eco-friendly practices, SERVO is actively contributing to a more sustainable future and reinforcing its position as a responsible and environmentally conscious brand.

IndianOil has launched an initiative called **'Unbottled'**, which aims to promote the use of recycled PET bottles as a raw material for creating fabric, rather than sending them to landfills. This program has played a vital role in supporting the introduction of sustainable and environment-friendly uniforms for around **3 Lakh IndianOil Retail Outlet** Customer Attendants and Indane LPG Delivery Personnel. It is estimated that this initiative will annually recycle around **20 Million** discarded PET bottles, making a significant contribution to reducing waste and promoting sustainability.



Chairman and Functional Directors launching sustainable uniforms for LPG delivery personnel under brand Cycloplast

Effective Treatment of Hazardous Waste

When it comes to the disposal of hazardous waste, we adopt various methods. Spent catalysts containing recoverable metals are sold to authorised recyclers approved by local SPCBs (State Pollution Control Boards). Non-recyclable spent catalysts are either sent to approved TSDFs (Treatment, Storage, and Disposal Facilities) or deposited at common Hazardous Waste Disposal sites. Silicate-containing spent FCC (Fluidised Catalytic Cracking) unit catalysts are disposed of to cement industries, where they are utilised as feed admixture.

To handle oily sludge, we employ heat treatment and centrifugation techniques to separate the oil, which is then reprocessed within the refinery. The remaining sludge undergoes bioremediation to achieve an oil content of less than 1%. The bioremediated residual sludge is either disposed of for horticultural purposes or used within the refinery for construction purposes.

IndianOil has taken a pioneering step to contribute towards a circular economy by commissioning **Wet Sulphuric Acid Plant** at Haldia Refinery. This innovative initiative adds value to the elemental sulphur that refineries typically produce, promoting more sustainable and efficient utilisation of resources.



Wet Sulphuric Acid Plant at Haldia Refinery



E-Waste Management

We also engage in e-waste management to ensure its proper disposal through buyback schemes, ensuring efficient recycling of electronic equipment. These initiatives help to fulfil our commitment to drive a circular economy and promote sustainable practices.

LiFE - Embracing Sustainability, Empowering the Planet

IndianOil is at the forefront of the LiFE (Lifestyle for the Environment) initiative, introduced by the Prime Minister at COP26, which aims to protect and preserve the environment through sustainable practices. We have implemented proactive measures to spearhead the LiFE mission and engage the public in becoming advocates for the planet.

Through awareness campaigns and workshops held nationwide, we have educated individuals, households, and communities on waste management, energy conservation, water conservation, sustainable transportation, and green living. At our retail outlets and locations, we have replaced traditional bulbs with energy-efficient LED bulbs and encouraged the usage of high-thermal efficiency LPG stoves through our LPG dealerships.

To combat pollution, we have introduced electric vehicles for LPG cylinder delivery in select locations. LiFE banners and posters are prominently displayed at IndianOil's retail outlets and locations, while jute bags are distributed to raise awareness about the detrimental effects of single-use plastics. We have organised engaging street plays across various locations and retail outlets to highlight the importance of combating single-use plastics and conserving energy and water.

Through these proactive initiatives, we have played a significant role in driving the LiFE mission forward, creating awareness, and cultivating a community of environmentally conscious individuals. IndianOil sets an example for businesses by integrating sustainability into its operations and actively contributing to the LiFE initiative, paving the way for a greener and more sustainable future.

At our retail outlets and locations, we have replaced traditional bulbs with energy-efficient LED bulbs and encouraged the usage of high-thermal efficiency LPG stoves through our LPG dealerships.




Chairman handing over jute bags to Municipal Corporation Swachhta Warriors



From Refineries to Sanctuaries

*Nurturing Life, Protecting Diversity,
Creating Sustainable Ecosystem*



At IndianOil, we believe that true success goes beyond business achievements. Our unwavering commitment to environmental stewardship is evident through a multitude of initiatives that make a positive impact on our planet. From fuelling the return of the majestic Cheetah to contributing to the conservation of the endangered single-horned Indian Rhino, or through the lush ecological parks at our refinery units, which have transformed into thriving havens for diverse flora and fauna, we have actively participated to preserve and protect our environment creating sustainable ecosystem for future generations.



Awards and Accolades

A Legacy of Fine Performances

Continuous recognition of IndianOil's Performance



Global Refining and Petrochemicals Congress

- Chairman was conferred '**Business Leader of the Year**'
- '**R&D Leader of the Year**' award to Director (R&D)
- '**Refining Industry Leader of the Year**' award to Director (R)



Highest ranked Company among the Indian corporates in Oil & Gas sector as per Global Rankings on transition released by **Bloomberg New Energy Finance**



IndianOil tops Business World Real 500 rankings for the second year in a row



Chairman, IndianOil, ranked as the **top Indian CEO** (#81 Globally) by the CEO World magazine in annual list of **World's Most Influential CEOs for the year 2023**



ATD BEST Award by Association for Talent Development (ATD), USA consecutively in 2022 and 2023. We improved our ranking from 57 to 21 across the 2 editions of the prestigious award



IFTDO Global HRD award in the category of '**Innovation in Practice**'



Indian Institute of Social Welfare & Business Management (IISWBM)-Dave Ulrich HR Excellence Award in the category of '**The Best Employee Champion 2023**'



Best Humanitarian Service Award by Indian Red Cross Society



IndianOil won the **Best Enterprise Award** in Maharatna Category during the 33rd National Meet of Forum of Women in Public Sector (WIPS)



National Award-2022 from Technology Development Board for the commercialisation of Octamax® Technology



'**Energy Efficient Unit National Award**' to Mathura Refinery for Excellence in Energy Management 2022, in General Sector, by CII



Product Innovator of the Year 2022 award for **Xtraflo** to IndianOil R&D by FICCI



Sportstar Aces Award for IndianOil's Project '**Parivartan**' Prison to Pride

- **Indian Chess Team** from Yerawada Prison, powered by IndianOil's Parivartan – Prison to Pride, **wins Bronze at Intercontinental Championship** for Prisoners



MOPNG Innovation Award 2021-22 for **indJet® Technology** in the Best Indigenously Developed Technology



MOPNG Innovation Award 2019-20 for **INDAdeptG Technology** in the Best Indigenously Developed Technology



Chairman, IndianOil, was presented the '**Outstanding Employer**' Award by Shri Rajnath Singh, Union Defence Minister in November 2022 acknowledging IndianOil as the company employing highest number of ex-Servicemen during 2021-22



IndianOil was honoured with the **Government-e-Marketplace (GeM) Award** in the category of '**Highest Single Bid Procurements in the financial year 2022-23**', in recognition of the order placed by Pipelines Division for procuring 1,055 km of 36" dia pipes at a cost of Rs 3632.44 Cr. for the upcoming New Mundra Panipat Crude Pipeline Project. The award was presented by Shri Piyush Goyal, Minister of Textiles Commerce & Industries, Consumer Affairs, and Food & Public Distribution, Government of India



IndianOil bagged four prestigious awards across various categories at the **FIPI Oil & Gas Awards 2022**:

- Special commendation in the '**Initiatives in Compressed Bio Gas - Company of the year**' category
- **Digitally Advanced Company of the Year**
- Mathura Refinery (MR) bagged the coveted '**Refinery of the Year**' - Small & Medium Refineries
- Ms Pinki, Asst Manager (TS), Barauni Refinery received the '**Young Achiever of the Year in the Oil & Gas Industry (Female)**'

Corporate Information

Board of Directors

Whole-time Directors

1.	Shri Shrikant Madhav Vaidya	Chairman	
2.	Dr S.S.V. Ramakumar	Director (Research & Development)	
3.	Shri Satish Kumar Vaduguri	Director (Marketing)	
4.	Ms Sukla Mistry	Director (Refineries)	
5.	Shri Sujoy Choudhury	Director (Planning & Business Development)	
6.	Shri Sandeep Kumar Gupta	Director (Finance)	upto 03.10.2022
7.	Shri Ranjan Kumar Mohapatra	Director (Human Resources)	upto 02.05.2023
8.	Shri D. S. Nanaware	Director (Pipelines)	upto 30.06.2023

Government Nominee Directors


9.	Shri Sunil Kumar	Government Nominee Director	w.e.f. 28.12.2022
10.	Dr Navneet Mohan Kothari	Government Nominee Director	upto 24.03.2023

Independent Directors

11.	Shri Dilip Gogoi Lalung	Independent Director	
12.	Dr (Prof) Ashutosh Pant	Independent Director	
13.	Dr Dattatreya Rao Sirpurker	Independent Director	
14.	Shri Prasenjit Biswas	Independent Director	
15.	Shri Sudipta Kumar Ray	Independent Director	
16.	Shri Krishnan Sadagopan	Independent Director	
17.	Dr (Prof) Ram Naresh Singh	Independent Director	w.e.f. 08.04.2022
18.	Ms Lata Usendi	Independent Director	upto 05.11.2022

Key Managerial Personnel (KMP)

1.	Shri Sanjay Kaushal	Chief Financial Officer	w.e.f. 03.10.2022
2.	Shri Kamal Kumar Gwalani	Company Secretary	



A company-owned company-operated retail outlet at New Delhi

Core Team



From left
to right

Shri Sujoy Choudhury

Director (Planning & Business Development)

Ms Sukla Mistry

Director (Refineries)

Shri Shrikant Madhav Vaidya

Chairman

Dr S.S.V. Ramakumar

Director (Research & Development)

Shri D. S. Nanaware

Director (Pipelines)

(upto June 30, 2023)

Shri V. Satish Kumar

Director (Marketing)



List of Senior Executives

Anant Kumar Singh

Chief Vigilance Officer

Subimal Mondal

Executive Director I/C (Human Resources), Corporate Office

Ranjan Kumar Mohapatra

Executive Director & Head, IndianOil Institute of Petroleum Management

Hridayesh Baidail

Executive Director (New Business), Business Development

P. Jayadevan

Executive Director I/C (LPG), Marketing

Shyam Bohra

Executive Director & State Head (Uttar Pradesh State Office-II), Marketing

Sanjeev Gupta

Executive Director (Corporate Strategy), Corporate Office

Vigyan Kumar

Executive Director I/C (Retail Sales - North & East), Marketing

Kumud Kumar Sharma

Executive Director (Security), Pipelines

Sanjay Kumar Vasudevan

Executive Director (South Eastern Region Pipelines)

P. S. Mony

Executive Director (Sustainable Development), Marketing

Sandeep Jain

Executive Director (Gas), Business Development

Vinod Kumar

Executive Director (International Trade), Corporate Office

Devendra Singh Sehgal

Executive Director (Process-Projects), Refineries

Liton Nandy

Executive Director (Information Systems), Corporate Business Technology Centre

Dr Uttiya Bhattacharyya

Executive Director (Health, Safety & Environment), Pipelines

Debasis Bhattacharyya

Executive Director (Technology Implementation Cell), R&D

Ameet Gohain

Executive Director (Finance), R&D

M. Annadurai

Executive Director & State Head (Gujarat State Office), Marketing

Kailash Pati

Executive Director (Projects), Refineries

Sanjay Kumar Jha

Executive Director (City Gas Distribution), Pipelines

S. P. Singh

Executive Director (Health, Safety & Environment), Refineries

Gauri Shankar Prasad Singh

Executive Director (Cryogenics), Marketing

Urvija Bajpai (Ms)

Executive Director (L&D), IndianOil Institute of Petroleum Management

Rajesh Gupta

Executive Director (Construction), Pipelines

Chandrasekaran Shankar Tennankore

Executive Director (Finance), Pipelines & Chief Risk Officer

D. N. Badarinarayan

Executive Director (Engineering & Projects), Marketing

K. Sailendra

Executive Director (LPG), Marketing

Anil Sarin

Executive Director (Security), Corporate Office

G. Ramesh

Executive Director & State Head (AOD State Office), Marketing

Anirban Ghosh

Executive Director & State Head (Maharashtra State Office), Marketing

Dr Madhusudan Sau

Executive Director (Refining Technology), R&D

Ranjan Mehrotra

Executive Director (Health, Safety & Environment), Corporate Office

J. S. Oberoi

Executive Director (Co-ordination), Corporate Office

Sanjiv Kakkar

Executive Director & State Head (Uttar Pradesh State Office-I), Marketing

Atul Gupta

Executive Director (Optimisation), Corporate Office

Rajiv Kacker

Executive Director (Materials & Contracts), Refineries

Senthil Kumar N

Executive Director (Operations), Pipelines

Shailendra Shukla

Executive Director (Quality Control), Marketing

K. S. Rao

Executive Director (Operations), Marketing

Lalit Kumar Singh Chauhan

Executive Director & State Head (West Bengal State Office),
Marketing

Sanjay Parashar

Executive Director (Supplies), Marketing

Vineet Singhal

Executive Director (Vigilance), Corporate Office

Padma D. (Ms.)

Executive Director (Corporate Planning & Economic Studies),
Business Development

Jagdish Gupta

Executive Director (Pricing), Marketing

Sanjay Malik

Executive Director (Pricing), Corporate Office

Sanjeev Kumar Kanojia

Executive Director (Northern Region Pipelines)

Saikat Sikdar

Executive Director (Shipping), Refineries

Rajendra Kumar Jha

Executive Director & Refinery Head (Barauni Refinery)

Parmanand Goyal

Executive Director (Finance), Refineries

Alok Kumar Panda

Executive Director & State Head (Rajasthan State Office),
Marketing

Manish Grover

Executive Director (Strategic IS & IS), Refineries

Dr C Kannan

Executive Director (Chemical Technology and Technology
Promotion & Forecasting), R&D

M. L. Dahriya

Executive Director & Refinery Head (Panipat Refinery)

Manish Balkrishna Taskar

Executive Director (Finance), Marketing

Pankaj Kuchhal

Executive Director (Materials & Contracts), Pipelines

B. Anil Kumar

Executive Director & State Head (Telangana & Andhra Pradesh
State Office), Marketing

Gur Prasad

Executive Director & State Head (Karnataka State Office),
Marketing

Dipak Kumar Basu

Executive Director & State Head (Madhya Pradesh State Office),
Marketing

Santanu Gupta

Executive Director (Alternate Energy & Sustainable Development),
Business Development

Dr Mukesh Ranjan Das

Executive Director (Human Resources), Marketing

Manoj Kumar Sharma

Executive Director (Finance), Business Development

Subhajit Sarkar

Executive Director (Operations), Refineries

V. C. Asokan

Executive Director & State Head (Tamil Nadu State Office),
Marketing

Arvindar Singh Sahney

Executive Director (Petrochemicals), Business Development

Dr Tapas Kumar Pattanayak

Executive Director (Human Resources), Refineries

S. K. Bajpai

Executive Director I/C (Health, Safety & Environment), Marketing

Rashmi Govil (Ms)

Executive Director (Human Resource Development & Employee
Relations), Corporate Office

Shailesh Tiwari

Executive Director (Southern Region Pipelines)

Jitendra Kumar

Executive Director & State Head (Punjab State Office), Marketing

Debajit Gogoi

Executive Director & Refinery Head (AOD Refinery)

Surajit Roy

Executive Director (Health, Safety & Environment), Eastern
Region Office

Subrat Kar

Executive Director (Planning & Economic Studies), Marketing

Ajit Kumar

Executive Director (Health, Safety & Environment), Business
Development

Kausik Basu

Executive Director (Maintenance & Inspection), Refineries

Satya Prakash

Executive Director (Technical), Barauni Refinery

Joydeep Choudhury

Executive Director (Projects), Refineries

H. S. Rajpal

Executive Director (Law), Corporate Office

Sandeep Sharma

Executive Director (Corporate Communication & Branding), Marketing

Arup Kumar Bhagawati

Executive Director (Human Resources), Paradip Refinery

Sanjeev Kumar Choudhary

Executive Director & State Head (Bihar State Office)

Ajay Kumar Tiwari

Executive Director & Refinery Head Mathura Refinery

Rahul Prashant

Executive Director & Refinery Head Gujarat Refinery

Dr Umish Srivastva

Executive Director(AE&IOTDD), R&D

Saurav Mitra

Executive Director (Internal Audit), Corporate Office

Suman Kumar

Executive Director (Exploration & Production), Business Development

Mukesh Mohan

Executive Director & Refinery Head (Paradip Refinery)

K. V. Ramanamurthy

Executive Director (Regional Services - Eastern Region), Marketing

S. Dhanapandian

Executive Director (Regional Services - Southern Region), Marketing

Rohit Dawar

Executive Director (Projects), Refineries

Nayan Kumar Barua

Executive Director & Refinery Head (Bongaigaon Refinery)

R. Udaya Kumar

Executive Director (Lubes), Marketing

Arvind Acharya

Executive Director (Project Appraisal Group), Corporate Office

Saumitra P Srivastava

Executive Director (Retail Transformation), Marketing

Hemant Kumar Rathore

Executive Director (Aviation), Marketing

Ashutosh Kumar Mehta

Executive Director (Maintenance & Inspection), Pipelines

Manish Botke

Executive Director (Western Region Pipelines)

Bibhuti Ranjan Pradhan

Executive Director (Institutional Business), Marketing

Manoj Kumar Gupta

Executive Director & State Head (Delhi State Office), Marketing

Amit Dasgupta

Executive Director (Eastern Region Pipelines)

N. Ahluwalia

Executive Director (Retail Sales-South & West), Marketing

Mathew Varghese

Executive Director & EO to Chairman, Corporate Office

Manoj Kumar Sharma

Executive Director (Projects), Pipelines

Rajesh Singh

Executive Director (Retail Sales), (Uttar Pradesh State Office-I), Marketing

Sumoy Kumar Palit

Executive Director (Human Resources), Pipelines

Main Offices & Major Units

Registered Office

IndianOil Bhavan,
G-9, Ali Yavar Jung Marg,
Bandra (East),
Mumbai - 400 051

Corporate Office

3079/3, Sadiq Nagar,
J.B. Tito Marg,
New Delhi - 110 049

Refineries Division

Head Office

SCOPE Complex, Core-2,
7, Institutional Area, Lodhi Road,
New Delhi - 110 003

Barauni Refinery

P. O. Barauni Refinery,
Dist. Begusarai - 861 114 Bihar

Digboi Refinery

AOD, P. O. Digboi - 786 171 Assam

Gujarat Refinery

P. O. Jawahar Nagar,
Dist. Vadodara - 391 320 Gujarat

Guwahati Refinery

P. O. Noonmati,
Guwahati - 781 020 Assam

Haldia Refinery

P. O. Haldia Refinery,
Dist. Midnapur - 721 606 West Bengal

Mathura Refinery

P. O. Mathura Refinery,
Mathura - 281 005 Uttar Pradesh

Panipat Refinery

P. O. Panipat Refinery,
Panipat - 132 140 Haryana

Bongaigaon Refinery

P. O. Dhaligaon - 783 385
Dist. Chirang Assam

Paradip Refinery

P.O. Jhimani, via Kujang,
Dist. Jagatsinghpur - 754 141
Odisha

Pipelines Division:

Head Office

A-1, Udyog Marg,
Sector-1, NOIDA - 201 301 Uttar Pradesh

Northern Region

P. O. Panipat Refinery,
Panipat - 132 140 Haryana

Eastern Region

14, Lee Road,
Kolkata - 700 020 West Bengal

Western Region

P. O. Box 1007,
Bedipara, Morvi Road, Gauridad,
Rajkot - 360 003 Gujarat

Southern Region

6/13, Wheatcrafts Road,
Nungambakkam,
Chennai - 600 034 Tamil Nadu

South Eastern Region

3rd Floor, Alok Bharti Tower,
Saheed Nagar,
Bhubaneswar - 751 007 Odisha

R&D Centre:

Sector 13,
Faridabad - 121 007 Haryana

Marketing Division

Head Office

IndianOil Bhavan,
G-9, Ali Yavar Jung Marg, Bandra (East),
Mumbai - 400 051 Maharashtra

Northern Region

IndianOil Bhavan,
1, Sri Aurobindo Marg,
Yusuf Sarai, New Delhi - 110 016

Eastern Region

IndianOil Bhavan,
2, Gariahat Road (South), Dhakuria,
Kolkata - 700 068 West Bengal

Western Region

IndianOil Bhavan
Plot No. C-33, 'G' Block
Bandra Kurla Complex, Bandra (E),
Mumbai - 400 051 Maharashtra

Southern Region

IndianOil Bhavan,
139, Nungambakkam High Road,
Chennai - 600 034 Tamil Nadu

Business Group Cryogenics

A-4, MIDC Ambad
Nashik- 422010 Maharashtra

Business Development Group

IndianOil Bhavan,
1, Sri Aurobindo Marg,
Yusuf Sarai,
New Delhi - 110 016

Business Group Explosives

IBP House,
34A, Nirmal Chandra Street
Kolkata - 700013 West Bengal

Registrar & Transfer Agent, Stock Exchanges, Bankers & Debenture Trustee

Registrar & Transfer Agents

KFin Technologies Limited

Selenium Tower B, Plot 31-32,
Gachibowli Financial District,
Nanakramguda,
Hyderabad - 500 032
Toll Free No. : 1800 309 4001
E-mail Address : einward.ris@kfintech.com
Website : www.kfintech.com

Stock Exchanges

BSE Ltd.

P.J. Towers, Dalal Street
Mumbai - 400001

National Stock Exchange of India Ltd.

Exchange Plaza,
5th Floor, Plot C/1, 'G' Block,
Bandra Kurla Complex,
Bandra (E), Mumbai - 400 051

Bankers

State Bank of India

HDFC Bank Ltd.

Debenture Trustee

SBICAP Trustee Company Ltd.

Mistry Bhavan , 4th Floor,
122, Dinshaw Vachha Road,
Churchgate, Mumbai - 400020
Website: www.sbicaptrustee.com

List of Statutory / Branch / Cost / Secretarial Auditors for the year 2022-23

Statutory Auditors

1. G. S. Mathur & Co., New Delhi
2. K. C. Mehta & Co. LLP, Mumbai
3. Singhi & Co., Kolkata
4. S R B & Associates, Kolkata

Branch Auditor

O. Aggarwal & Co., New Delhi

Cost Auditors

1. Narasimha Murthy & Co., Hyderabad
2. Chandra Wadhwa & Co., New Delhi
3. Bandyopadhyaya Bhaumik & Co., Kolkata
4. P. Raju Iyer, M. Pandurangan & Associates, Chennai
5. A B K & Associates, Mumbai

Narasimha Murthy & Co., Hyderabad is the Central Cost Auditor.

Secretarial Auditor

Mehta & Mehta, Company Secretaries, Mumbai

Group Companies

Subsidiaries

Name	Business
Indian Subsidiaries	
Chennai Petroleum Corporation Ltd.	Refining of Petroleum Products
IOC Global Capital Management IFSC Ltd. (IGCMIL)	Financial Services
Foreign Subsidiaries	
IndianOil (Mauritius) Ltd., Mauritius	Terminalling, Retailing, Aviation refueling & Bunkering
Lanka IOC PLC, Sri Lanka	Retailing, Terminalling & Bunkering
IOC Middle East FZE, UAE	Lube Blending & Marketing of Lubricants & Base Oil
IOC Sweden AB, Sweden	Investment Company for E&P Project in Venezuela and Battery Technology Company in Israel
IOCL (USA) Inc., USA	Participation in Shale Gas Asset Project
IndOil Global B.V., Netherlands	Investment Company for E&P Assets in Canada and UAE
IOCL Singapore Pte Ltd., Singapore	Crude Oil trading, Import / Export of petroleum products and Investment Company for E&P Assets & Alternative Energy Technology Company

Joint Ventures

Name	Business	Partners
Avi-Oil India Pvt. Ltd.	Manufacturing of Speciality lubricants	Neden BV, Netherlands Balmer Lawrie & Co. Ltd.
Cauvery Basin Refinery and Petrochemicals Ltd.	Setting up of 9 MMTPA Refinery at Nagapattinam, Tamil Nadu.	Chennai Petroleum Corporation Ltd. Axis Bank Ltd. HDFC Life Insurance Company Ltd. ICICI Bank Ltd. ICICI Prudential Life Insurance Company Ltd. SBI Life Insurance Company Ltd.
Delhi Aviation Fuel Facility Private Ltd.	Setting up and operation of Aviation Fuel Facility at Delhi Airport.	Delhi International Airport Ltd. Bharat Petroleum Corporation Ltd.
Green Gas Ltd.	City Gas Distribution	GAIL (India) Ltd.
GSPL India Transco Ltd.	Setting up of Natural Gas Pipelines	Gujarat State Petronet Ltd. Hindustan Petroleum Corporation Ltd. Bharat Petroleum Corporation Ltd.
GSPL India Gasnet Ltd.	Setting up of Natural Gas Pipelines	Gujarat State Petronet Ltd. Hindustan Petroleum Corporation Ltd. Bharat Petroleum Corporation Ltd.
Hindustan Urvarak and Rasayan Ltd.	Setting up and operating fertilizer plants at Sindri, Gorakhpur and Barauni	Coal India Ltd. NTPC Ltd. Fertilizer Corporation of India Ltd. Hindustan Fertilizer Corporation Ltd.
IHB Ltd.	Laying, building, operating or expanding LPG Pipeline from Kandla (Gujarat) to Gorakhpur (UP)	Bharat Petroleum Corporation Ltd. Hindustan Petroleum Corporation Ltd.
IndianOil Adani Ventures Ltd. (formerly known as IndianOil Tanking Ltd.)	Terminalling, EPC services and production of Compressed Bio-Gas (CBG)	Adani Ports and SEZ Ltd.
IndianOil Adani Gas Pvt. Ltd.	City Gas Distribution	Adani Total Gas Ltd.

Name	Business	Partners
IndianOil Petronas Pvt. Ltd.	Terminalling services and parallel marketing of LPG	Petronas, Malaysia.
IndianOil LNG Pvt. Ltd.	LNG Terminal at Ennore	Maximus Investment Advisory Pvt. Ltd. ICICI Bank Ltd. Tamil Nadu Industrial Development Corporation Ltd.
IndianOil NTPC Green Energy Pvt. Ltd.	Developing Renewable Energy based power projects	NTPC Green Energy Ltd.
IndianOil Skytanking Pvt. Ltd.	Aviation fuel facility projects and Into Plane services	Skytanking GmbH, Germany
Indian Synthetic Rubber Pvt. Ltd.	Manufacturing of Styrene Butadiene Rubber at Panipat	Trimurti Holding Corporation, B.V.I.
Indradhanush Gas Grid Ltd.	Setting up Natural Gas Pipeline in North East India	Oil and Natural Gas Corporation Ltd. GAIL (India) Ltd. Oil India Ltd. Numaligarh Refinery Ltd.
IndianOil Total Pvt. Ltd.	Undertaking bitumen business, LPG business as conducted at LPG facilities	Total Marketing and Services S.A., France
IOC Phinergy Pvt. Ltd.	Commercialisation of the Al-Air battery technology in India	Phinergy, Israel
Kochi Salem Pipelines Private Ltd.	Laying pipeline for transportation of LPG from Kochi to Salem	Bharat Petroleum Corporation Ltd.
Lubrizol India Pvt. Ltd.	Manufacturing of Lube Additives	Lubrizol Corp., USA
Mumbai Aviation Fuel Farm Facility Pvt. Ltd.	Setting up common user integrated aviation fuel infrastructure at Mumbai Airport	Bharat Petroleum Corporation Ltd. Hindustan Petroleum Corporation Ltd. Mumbai International Airport Ltd.
NPCIL – IndianOil Nuclear Energy Corporation Ltd.	Setting up Nuclear Power Plant	Nuclear Power Corporation of India Ltd.
Paradeep Plastic Park Ltd.	Development and implementation of Plastic Park project at Paradip, Odisha	Odisha Industrial Infrastructure Development Corporation
Petronet LNG Ltd.	LNG imports / distribution and regasification	Bharat Petroleum Corporation Ltd. Oil and Natural Gas Corporation Ltd. GAIL (India) Ltd.
Petronet VK Ltd.	Construction and operation of pipeline for transportation of POL products from Vadinar to Kandla	Reliance Industries Ltd. Nayara Energy Ltd. Gujarat Industrial Investment Corporation Ltd. Infrastructure Leasing & Financial Services Ltd. Deendayal Port Trust State Bank of India Canara Bank
Ratnagiri Refinery & Petrochemicals Ltd.	Refinery and Petrochemical Project in Maharashtra	Bharat Petroleum Corporation Ltd. Hindustan Petroleum Corporation Ltd.
Suntera Nigeria 205 Ltd.	Oil exploration activities	Oil India Ltd. Suntera Resources Ltd., Cyprus

Performance at a Glance

Particulars	2022-23	2021-22	2022-23	2021-22	2020-21	2019-20	2018-19
	(US \$ Million)		(₹ in Crore)				
1 Financial							
Revenue from Operations	116259	97765	934953	728445	514890	566354	605932
Profit before Exceptional Items, Finance Cost, Tax, Depreciation & Amortisation (EBITDA)	3543	6384	28487	47568	42614	22356	36952
Profit before Exceptional Items, Finance Cost & Tax (EBIT)	2068	4907	16628	36562	32810	13590	29438
Profit before Exceptional Items & Tax	1206	4259	9698	31733	29716	7611	25127
Profit before Tax (PBT)	1206	4259	9698	31733	29716	(3694)	25127
Profit after Tax (PAT)	1025	3246	8242	24184	21836	1313	16894
Other Comprehensive Income (net of tax)	(182)	840	(1464)	6260	4584	(10409)	(2324)
Total Comprehensive Income	843	4086	6778	30444	26420	(9096)	14570
Contribution to Central & State Exchequer	29866	35490	240185	264436	238786	182067	193422
Cumulative Dividend (on issued share capital)			90636	86505	74937	63920	60018
Value Added	4634	7859	37257	58560	53326	19844	48054
Distribution:							
To Employees	1091	1475	8770	10992	10712	8793	11102
To Providers of Capital							
- Finance Cost	862	648	6930	4829	3094	5979	4311
- Dividend	411	1294	3305	9640	9640	4820	9671
To Government- Income Tax & Dividend Tax	181	1013	1456	7549	7880	(4021)	10218
Retained in Business:							
- Depreciation	1475	1477	11859	11006	9804	8766	7514
- Retained earnings	614	1952	4937	14544	12196	(4493)	5238
What Corporation Owns							
Net Fixed Assets	20137	19379	165485	146889	143400	133682	118708
Capital Work In Progress (CWIP)	5961	5864	48991	44446	33052	29738	23599
Investments	6999	7624	57519	57787	48619	39139	49940
Other Non Current Assets	789	912	6487	6912	5437	6279	6401
Other Current Assets	16991	17091	139627	129557	101117	98000	113931
Total	50877	50870	418109	385591	331625	306838	312579
What Corporation Owes							
Equity							
- Share Capital	1676	1211	13772	9181	9181	9181	9181
- Other Equity	14722	16109	120986	122105	101319	84588	99477
Total	16398	17320	134758	131286	110500	93769	108658

Particulars	2022-23	2021-22	2022-23	2021-22	2020-21	2019-20	2018-19
	(US \$ Million)		(₹ in Crore)				
Borrowings	16123	14617	132495	110799	94413	108620	82848
Tax Liability (Net)	1553	1516	12766	11491	11334	7160	13989
Other Non Current Liabilities	1395	1430	11467	10838	10810	10278	6408
Other Current Liabilities	15408	15987	126623	121178	104569	87010	100677
Total	50877	50870	418109	385591	331625	306838	312579
Net worth (as per Companies Act)	14469	15044	118906	114031	100064	87851	92424
Market Capitalisation	13386	14773	110004	111981	86469	76867	153310
Enterprise Value	29464	29297	242136	222070	180568	184951	236119
Key Financial Indicators							
IOCL Reported GRM (in \$/bbl)			19.52	11.25	5.64	0.08	5.41
IOCL Normalised GRM (in \$/bbl)			20.14	7.61	2.31	2.64	4.81
Singapore GRM (in \$/bbl)#			10.77	4.99	0.54	3.21	4.88
Earnings Per Share* (in \$/₹)	0.07	0.24	5.98	17.56	23.78	1.43	17.89
Cash Earnings Per Share*(in \$/₹)	0.18	0.34	14.60	25.55	34.46	10.98	25.85
Book Value Per Share* (in \$/₹)	1.19	1.26	97.85	95.33	120.36	102.13	118.35
Market Price Per Share (NSE) (in ₹)			77.90	118.95	91.85	81.65	162.85
Price Earning Ratio			13.02	6.77	3.86	57.08	9.10
Dividend Payout Ratio			50%	48%	50%	297%	53%
Total Payout Ratio			50%	48%	50%	358%	63%
Retention Ratio			50%	52%	50%	-258%	37%
Debt Equity Ratio							
- Total Debt To Equity (times)			0.98	0.84	0.85	1.16	0.76
- Long Term Debt To Equity (times)			0.43	0.39	0.44	0.46	0.29
Current Ratio (times)			0.74	0.75	0.73	0.69	0.81
Return on Average Net Worth (%)			7.08	22.59	23.24	1.46	18.35
Return on Average Capital Employed (%)			6.19	15.44	15.20	6.45	15.34
Total Asset Turnover Ratio (times)			2.33	2.03	1.61	1.82	2.05
Trade Receivables Turnover Ratio (times)			54.64	45.95	38.96	39.62	46.64
Inventory Turnover Ratio (times)			8.48	7.98	7.20	8.30	8.72
Interest Service Coverage Ratio (times)			3.39	8.25	11.24	1.79	8.57
Debt Service Coverage Ratio (times)			1.30	5.10	5.00	1.67	4.31
EBITDA Margin (%)			3.05	6.53	8.28	3.95	6.10
Operating Profit Margin (%)			1.11	4.42	5.49	1.77	4.34
Net Profit Margin (%)			0.88	3.32	4.24	0.23	2.79

Note:

Exchange rate used:-

For 2022-23 Average Rate 1 US \$ = ₹ 80.42 and Closing Rate 1 US \$ = ₹82.18 as on 31.03.2023

For 2021-22 Average Rate 1 US \$ = ₹ 74.51 and Closing Rate 1 US \$ = ₹75.80 as on 31.03.2022

* Note: Absolute figures in US\$ and ₹ Adjusted for Bonus Shares (1:2 issued in June 2022)

Source Reuters

Extraordinary Performance, Robust Transition

1	Revenue from Operations	Sales (net of discount) + Sale of Services + Other Operating Revenue + Net claim/ (surrender) of SSC and other claims + Subsidy from Central/State gov.+ Grant from gov.
2	Value Added	Profit before Tax + Finance Cost + Depreciation & Amortisation + Employee benefit expenses
3	Investments	Non-current Investments + Current Investments
4	Other Current Assets	Current Assets - Current Investments - Current Tax Assets
5	Borrowings (Total Debt)	Short Term Borrowings + Long Term Borrowings
6	Tax Liability (Net)	Deferred Tax Liabilities + Current Tax Liabilities + Income Tax Liabilities - (Current Tax Asset + Income Tax Asset)
7	Other Current Liabilities	Current Liabilities - Short Term Borrowings - Current Tax Liabilities
8	Enterprise Value	Market Capitalisation + Borrowings - Cash and Cash Equivalents
9	Equity	Equity Share Capital + Other Equity
10	Capital Employed	Equity + Borrowings + Deferred Tax Liability
11	Earnings Per Share	Profit after Tax/ Weighted average number of equity shares
12	Cash Earnings Per Share	(Profit after Tax + Depreciation)/ Weighted average number of equity shares
13	Book Value Per Equity Share	Equity/ Number of equity shares
14	Price Earning Ratio	Market Price per share/ Earning per share
15	Dividend Payout Ratio	Total Dividend/ Profit after Tax
16	Total Payout Ratio	(Total Dividend + Total Dividend Distribution Tax)/ Profit after Tax
17	Retention Ratio	(Profit after Tax - Total Dividend - Total Dividend Distribution Tax)/ Profit after Tax
18	Total Debt To Equity	Borrowings/ Equity
19	Long Term Debt To Equity	Long Term Borrowing/ Equity
20	Current Ratio	Current Assets/ Current Liabilities
21	Return on Average Net Worth (%)	Profit after Tax/ Average Net worth (as per Companies Act)
22	Return on Average Capital Employed (%)	EBIT/ Average Capital Employed
23	Total Assets Turnover Ratio	Total Income/ Average Total Assets
24	Trade Receivables Turnover Ratio	Sales (Net of Discounts)/ Average Trade Receivable
25	Inventory Turnover Ratio	Sales (Net of Discounts)/ Average inventory
26	Interest Service Coverage Ratio	(Profit before Tax + Finance cost in P&L + Depreciation)/ [Finance Costs (P&L + Capitalised)]
27	Debt Service Coverage Ratio	(Profit after Tax + Finance cost in P&L + Depreciation)/ [Finance cost (P&L + Capitalised) + Lease & Principal repayment (long term)]
28	EBITDA Margin	EBITDA/ Revenue from Operations
29	Operating Profit Margin	(Profit before Exceptional item and tax + Finance cost - Other non operating income)/ (Revenue from operations)
30	Net Profit Margin	Profit after Tax/ Revenue from Operations

Million Metric Tones

II Operations

Particulars	2022-23	2021-22	2020-21	2019-20	2018-19
Operating Performance					
Product Sales					
Domestic					
- Petroleum Products	83.966	73.743	69.353	78.541	79.453
- Gas	4.145	3.592	3.279	3.318	2.461
- Petrochemicals	2.202	2.871	2.675	2.224	2.553
- Explosives	0.342	0.287	0.266	0.205	0.183
Total Domestic	90.655	80.493	75.573	84.288	84.65
Export	5.059	5.914	5.454	5.408	5.244
Total	95.714	86.407	81.027	89.696	89.894
Refineries Throughput	72.408	67.665	62.351	69.419	71.816
Pipelines Throughput	97.382	85.52	76.019	85.349	88.527

III Manpower Numbers

Particulars	2022-23	2021-22	2020-21	2019-20	2018-19
No. of employees as on March 31	31095	31254	31648	32998	33498

Figures for the previous year have been regrouped, wherever necessary.



SERVO 4T XTRA

**CAN'T DO
WITHOUT IT!**

THE ULTIMATE ENGINE OIL FOR YOUR BIKE.

- Advanced 3P Tech Formula • Superior Fuel Economy
- Longer Drain Interval: Up to 6000 kms



GREY/MUM/07.23



Night view of Mathura Refinery

Directors' Report

Dear Shareholders,

On behalf of the Board of Directors, it is my privilege to present the 64th Annual Report and the 6th Integrated Annual Report of the Company for the Financial Year ended March 31, 2023, along with the Audited Standalone and Consolidated Financial Statements and Auditor's Report thereon.

The year 2022-23 was excellent for the Company as it demonstrated remarkable resilience to achieve significant milestones in operational performance, despite various challenges. Your Company ensured accelerating the progress of the Indian economy, which was amongst the fastest growing economies in 2022-23. The ongoing conflict between Russia and Ukraine continues to have significant ramifications, not just for the two

countries involved but also for the global economy. Despite the global energy sector experiencing waves of volatility, IndianOil remained committed to fueling the nation with excellence.

Performance Review

Financial

The Company reported the highest Revenue from Operations by any Indian Company on Standalone as well as Consolidated basis during 2021-22. During 2022-23, your Company once again surpassed its best, by notching up the highest-ever Revenue from Operations by any Indian company. The Company also achieved its highest ever sales volume.

The summarised standalone performance and appropriations for 2022-23 are given below:

Particulars	2022-23		2021-22	
	US\$ Million	₹ Crore	US\$ Million	₹ Crore
Revenue from Operations (Inclusive of Excise Duty & Sale of Services)	1,16,259	9,34,953	97,765	7,28,445
EBITDA (Earnings Before Finance Cost, Tax, Depreciation & Amortisation)	3,543	28,487	6,384	47,568
Finance Cost	862	6,930	648	4,829
Depreciation and Amortisation	1,475	11,859	1,477	11,006
Profit Before Tax	1,206	9,698	4,259	31,733
Tax Provision	181	1,456	1,013	7,549

Particulars	2022-23		2021-22	
	US\$ Million	₹ Crore	US\$ Million	₹ Crore
Profit After Tax	1,025	8,242	3,246	24,184
Appropriation:				
Interim Dividend paid	-	-	1,109	8,263
Final Dividend paid	411	3,305	185	1,377
Insurance Reserve (Net)	2	20	3	19
General Reserve	-	-	1,949	14,524
Balance Carried to Next Year	611	4,916	-	-

Share Value

Particulars	2022-23		2021-22*	
	US\$	₹	US\$	₹
Cash Earnings Per Share	0.18	14.60	0.34	25.55
Earnings Per Share	0.07	5.98	0.24	17.56
Book Value Per Share	1.19	97.85	1.26	95.33

Note: Exchange Rate used

For 2022-23: Average Rate 1 US\$ = ₹ 80.42 and Closing Rate 1 US\$ = ₹ 82.18 as on March 31, 2023

For 2021-22: Average Rate 1 US\$ = ₹ 74.51 and Closing Rate 1 US\$ = ₹ 75.80 as on March 31, 2022

* Value re-stated after adjusting for bonus issue.

The macro-economic, geo-political, financial, industry-specific information and markets in which the Company operates are provided in the Management Discussion and Analysis section, which forms a part of this Integrated Annual Report.

Issue of Securities/Changes in Share Capital

In July 2022, the Company issued bonus equity shares in the ratio of 1:2, i.e., 1 new equity share for every 2 equity shares held on the record date. Consequently, the paid-up share capital increased from ₹ 9,414.16 Crore to ₹ 14,121.24 Crore.

Further, the Company also issued Unsecured, Rated, Listed, Taxable, Redeemable, Non-Convertible Debentures (NCDs) aggregating to ₹ 10,000 Crore on private placement basis, during the year, which were listed on the Debt Segment of the National Stock Exchange of India and BSE Limited. The funds were utilised for the purpose for which they were raised, and there were no deviations or variations in the utilisation. Further, the Company redeemed NCDs amounting to ₹ 3,000 Crore on maturity date, i.e., November 25, 2022.

Dividend

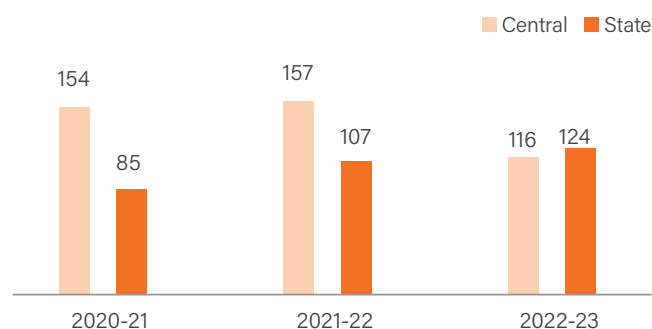
The Board of the Company has formulated a Dividend Distribution Policy, and the dividends declared/recommended are in accordance with the said policy. The policy is hosted on the website of the Company at: <https://www.iocl.com/download/Dividend-Distribution-Policy.pdf>

The Board of the Company has recommended a final dividend of ₹ 3/- per share for the year, with a total pay-out of ₹ 4131.47 Crore equivalent to 50.13% of the PAT. This is the 56th consecutive year of dividend declaration by the Company, with a cumulative pay-out of ₹ 90,636 Crore (including the proposed final dividend for 2022-23).

Contribution to Exchequer

The Company has been one of the largest contributors to the Government exchequer in the form of duties, taxes, and dividends. During the year ₹ 2,40,185 Crore was paid to the exchequer as against ₹ 2,64,436 Crore paid in the previous year, a decrease of 9% over the previous year mainly due to cut in excise duty on MS & HSD during the year by Government of India. An amount of ₹ 1,16,271 Crore was paid to the Central Exchequer and ₹ 1,23,914 Crore to the States Exchequer compared to ₹ 1,57,181 Crore and ₹ 1,07,255 Crore paid in the previous year, respectively.

Contribution to Exchequer (₹ in thousand Crore)



Consolidated Financial Performance

In accordance with the provisions of the Companies Act 2013, and the Accounting Standards issued by the Institute of Chartered Accountants of India, the Company has prepared the Consolidated Financial Statement for the group, including subsidiaries, joint venture entities, and associates, which forms part of the Integrated Report. The highlights of the Consolidated Financial Results are as under:

Particulars	2022-23		2021-22	
	(US\$ Million)	(₹ Crore)	(US\$ Million)	(₹ Crore)
Revenue from Operations (Inclusive of Excise Duty & Sale of Services)	1,18,305	9,51,410	98,875	7,36,716
Profit Before Tax	1,870	15,038	4,602	34,289
Profit After Tax	1,455	11,704	3,453	25,727
Less: Share of Minority	237	1,912	84	625
Profit for the Group	1,218	9,792	3,369	25,102

Note: Exchange Rate used

For 2022-23: Average Rate 1 US\$ = ₹ 80.42

For 2021-22: Average Rate 1 US\$ = ₹ 74.51

Operational Performance

The operational performance of the Company during the year was as under:

Particulars	(MMT)	
	2022-23	2021-22
Refineries Throughput	72.408	67.665
Pipelines Throughput	97.382	85.520
Product Sales (inclusive of Gas, Petrochemicals & Exports)	95.714	86.407

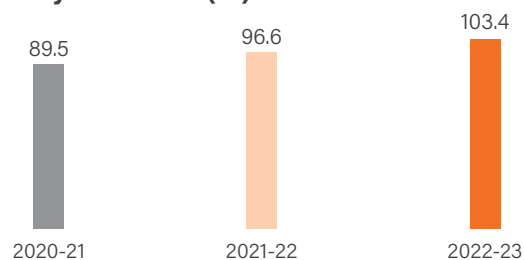


IndianOil - Driven by passion, empowered by IOCIans

Refineries

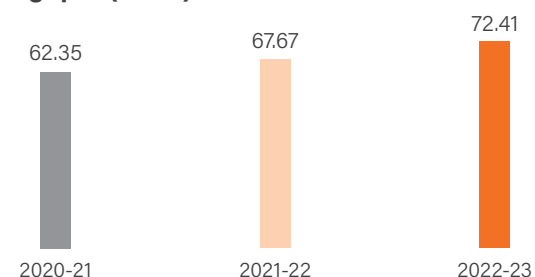
IndianOil Refineries achieved significant milestones during Financial Year 2022-23 and worked towards its plans for future growth. The Company's refineries achieved the highest-ever annual crude processing of 72.41 MMT in 2022-23, surpassing the previous best of 71.82 MMT in 2018-19. During the year, capacity utilisation at 103.4% was higher than previous year's utilisation of 96.6%.

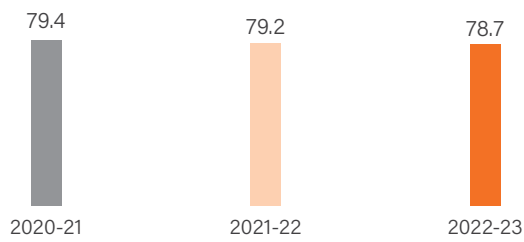
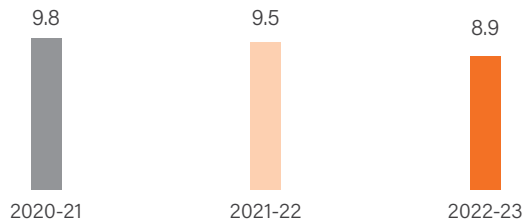
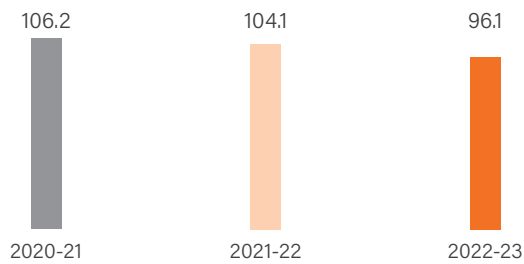
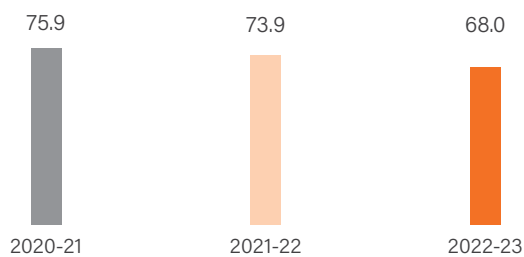
Capacity Utilisation (%)



The Crude throughput of IndianOil group refineries, including Chennai Petroleum Corporation Limited, (a subsidiary), was 83.72 MMT during the year, with capacity utilisation at 103.9%. Distillate Yield for the year was 78.7% and the refineries were able to achieve 98.1% operational availability. The Fuel & Loss during 2022-23 was lower at 8.9% as compared to 9.5% during 2021-22. On the Energy Conservation front, IndianOil Refineries recorded the lifetime best specific energy consumption of 68.0 MBN during the year, which is 7.6% lower than 2021-22, and 4.2% lower than the previous best of 71.0 MBN in 2018-19. The refineries achieved another milestone w.r.t best achieved Energy Intensity Index (EII) of 96.1, which is 7.6% lower than 2021-22, and 1.9% lower than the previous best of 97.9 in 2018-19.

Throughput (MMT)



Distillate Yield (%)**Fuel and Loss (%)****Energy Intensity Index****Specific Energy Consumption (MBN)**

* MBN: Million British Thermal Unit per Thousand barrels per Energy Factor

The Company expanded its crude basket by including 36 new grades of crude from different regions such as Africa, Middle East, America, and Russia, among others, during Financial Year 2022-23 and now has a total of 247 grades of crude.

On the Petrochemical front, Naphtha throughput during Financial Year 2022-23 was lower at 2.1 MMT, as compared to 3.0 MMT during 2021-22, due to revamp shutdown of Panipat Naphtha Cracker unit in September 2022. The overall polymer production (Polyethylene + Polypropylene) was 1.35 MMT. Adding to the Company's petrochemical capacity, Mono Ethylene Glycol (MEG) unit at Paradip was commissioned in February 2023.

One-of-its-kind 2G ethanol plant (for production of bioethanol from rice straw) at Panipat Refinery was dedicated to the nation on World Bio-Fuel day in August 2022. The year also saw significant achievements such as the commissioning of India's first Wet Sulphuric Acid Plant at Haldia, revamp of LAB unit at Gujarat, PSA Offgas to Ethanol using Lanzatech technology (3G Ethanol) at Panipat, among others. The commissioning of India's first Green Cooling Tower at the Company's Barauni Refinery is an example of IndianOil's commitment to exploring and implementing energy-efficient and environment-friendly alternatives to conventional systems. Furthermore, IndianOil produced and dispatched 12% Ethanol Blended Petrol (EBP) from its units in line with its target of supplying 20% EBP by 2025. IndianOil has started production of Low Sulphur Low Aromatic Kerosene from its Gujarat & Guwahati Refineries by reducing the pungent smell, high smoke and carbon deposits, for the Indian Army which uses it for heating and cooking purposes at high altitude. Further, in line with the Company's expansion plans, a Joint Venture agreement was signed with CPCL for the formation of Cauvery Basin Refinery and Petrochemicals Ltd, which would set up a 9 MMTPA refinery at Nagapattinam in Tamil Nadu.

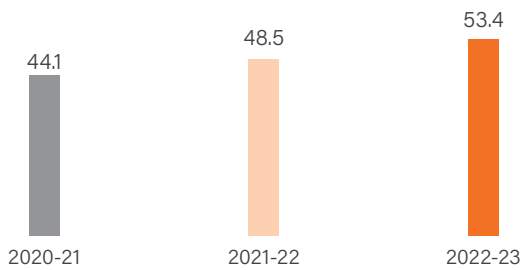


Hydrocracker Unit at IndianOil Panipat Refinery

Pipelines

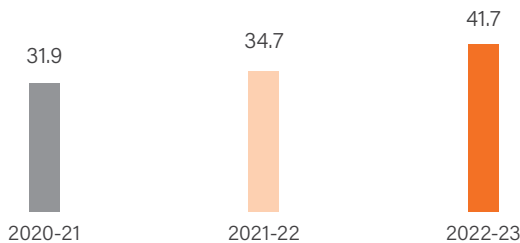
Being the safest, efficient, cost-effective, and environment friendly way to transport fuel and gas, the pipelines are a vital part of IndianOil's energy infrastructure. The Company's crude pipelines achieved a record throughput of 53.4 MMT which surpassed the previous highest throughput of 51.3 MMT achieved during Financial Year 2018-19.

Crude Pipeline Throughput (MMT)



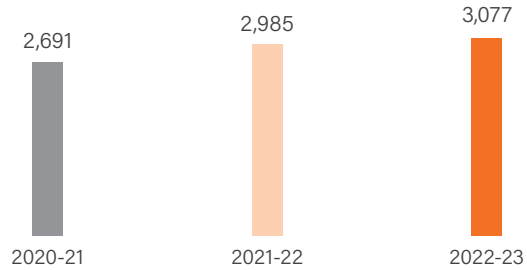
The Company's product pipelines achieved a record throughput of 41.7 MMT which surpassed the previous highest throughput of 37.9 MMT achieved during Financial Year 2019-20. The annual MoU targets were surpassed on the back of robust demand for petroleum products during the year.

Product Pipeline Throughput (MMT)



Gas pipelines too witnessed a record throughput of 3,077 MMSCM, which was higher than the previous highest throughput of 2,985 MMSCM achieved during 2021-22.

Gas Pipeline Throughput (MMSCM)



Your Company commissioned 2,454 km of pipelines during the year, taking the total length of pipeline network to 17,564 km with a capacity of 119.20 MMTPA (crude & product pipelines) and 48.73 MMSCMD (gas pipelines) as on 31.03.2023.

An MoU was signed with National Highways Authority of India (NHAI) in June 2022 for according permissions to cross each other's facilities in a time-bound manner. This would help IndianOil to reduce the time in getting crossing permissions from NHAI for pipeline projects.

Under IndianOil Start-Up Scheme-1, Vasitars Pvt. Ltd. was onboarded for development of "Nano Filler Reinforced Polymer Composite Wrap" to repair corroded pipelines. IndianOil acquired 2.1% equity stake in Vasitars Pvt. Ltd.

Your Company is currently executing pipeline projects amounting to approx. ₹ 35,000 Crore, which upon completion by February 2026, would increase the Company's pipeline network length to around 21,298 km and enhance capacity to 164.37 MMTPA and 50.73 MMSCMD for liquid and gas pipelines, respectively.

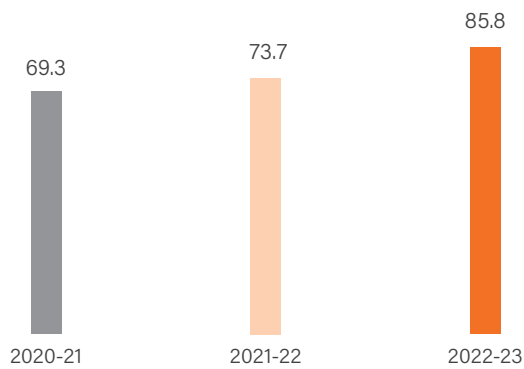
Marketing

During the year, the international crude oil and products markets were in a turmoil, resulting in a challenging environment for the Company. Despite difficulties, your Company rose to the occasion and ensured uninterrupted supply and availability of fuels across its network. The Company maintained its position as the market leader in the industry, with an overall market share of 44.6% and sales volume of 85.8 MMT (excluding LNG) during 2022-23. Amongst the PSUs, IndianOil's overall market share stood at 47.5%, with market share gains in various products.



Enhancing capacity, enriching customer experience - LPG variants for households and industries

Sale of Petroleum Products (MMT)



During the year, your Company commissioned a total of 1,784 Retail Outlets (ROs) and Kisan Seva Kendras (KSKs), 303 CNG stations, and 19 CBG stations, consistently building a formidable retail network, totaling to 36,285 retail outlets, 1,788 CNG stations, and 45 CBG stations. IndianOil also bagged 41 (28 NHA1 + 13 State Govt. Undertakings) Way Side Amenities (WSA) sites, which include 10 sites on the prestigious Delhi – Mumbai Expressway. The first Greenfield WSA was commissioned in Rajasthan. The Company also commissioned a Retail Outlet at the world's highest altitude in Village Tangtse, District Leh in Ladakh UT at an altitude of 12,933 feet, which is en-route the renowned Pangong Lake.

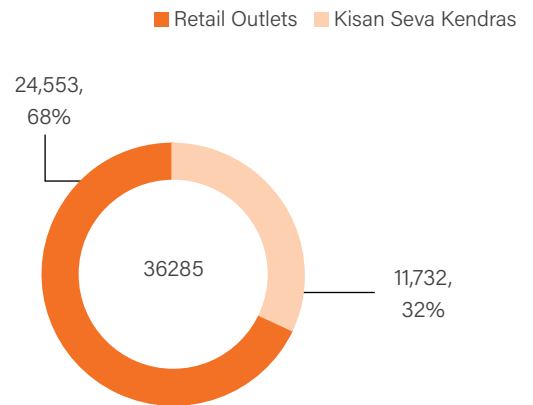


IndianOil - one of the largest and most trusted corporates, top ranked Indian Energy PSU in Fortune 500 rankings

During the year 1,490 ROs were solarised, taking the total count of solarised ROs to 20,992. Further, to keep the environment clean, 2,751 ROs have been provided with a Vapour Recovery System (VRS), which includes all ROs in NCR. 85 supply locations of the Company are GreenCo certified, out of which 50 were certified during 2022-23. During the year, 3.60 Lakh trees were planted at various marketing locations across the country.

2,751 ROs have been provided with a Vapour Recovery System (VRS), which includes all ROs in NCR. 85 supply locations of the Company are **GreenCo certified**, out of which 50 were certified during Financial Year 2022-23.

IndianOil Retail Network (nos.)



On the branded fuel front, your Company has been expanding the footprint of XP100 (100 octane MS), XP95 (95 octane MS), and XtraGreen (cleaner and greener HSD) across India. During the year, your Company added XP100 at 72 ROs (total 190 ROs), XP95 at 2,514 (total 9700+ ROs), and XtraGreen at 4127 ROs (total 4900+ROs). The newly launched XP100 premium petrol brand has been readily accepted by the customers and has been bestowed with the coveted Super Brand status.

XTRAREWARDS, the loyalty membership program for urban markets, crossed the 2.7 Crore mark. XTRAREWARDS is India's first online rewards program designed exclusively to benefit the large number of IndianOil customers who have been patronizing the brand for over five decades.

IndianOil is the first in the industry to have signed an MoU with NPCI (National Payment Corporation of India), for the implementation of new-age digital payment solutions. To enhance the digital experience at the Retail Outlets, SD-WAN (software-defined wide area network) based dual network connectivity solution has been provided at 15,112 ROs. The Integrated Transaction Processing Server (ITPS) was rolled out across 27,932 ROs averaging 12 Lakh Transactions per day. Your Company has embarked on a journey to implement a new Integrated Planning Tool with AI/ML capability for end-to-end supply chain optimisation.

For providing sustainable and clean energy solutions, your Company has made rapid progress in e-mobility. During 2022-23, 3321 EV Charging Stations (EVCS) & 44 Battery Swapping Stations were commissioned (cumulatively 5,461 EVCS & 76 Battery Swapping Stations), taking the tally to 67% market share among PSUs. In addition, it is planned to set up 3rd party EVCS in public places, depots, and fleet hubs. IndianOil has already installed EV Charging Stations at some of the prime locations in the country, such as the Taj Mahal (Agra) and Chennai Airport. IOC Phinergy Pvt. Ltd., IndianOil's JV with Phinergy Israel, is working on Aluminium-Air battery integration in Electric Vehicles, both 3-Wheelers and 4-Wheelers, with leading Auto OEMs in India.

Your Company is making significant investments towards the look & feel of the ROs, covering Driveway, Canopies, Monoliths, Unipoles, and Retail Visual Identity (RVI) Elements. Further, for door-to-door delivery of diesel, 120 Mobile Dispensers were added during the year, taking the total number to 1161. Given its symbiotic

relationship with tourism sector, IndianOil has constructed 75 top-notch restroom facilities near National Parks at its Retail Outlets. Under IndianOil Start-up Scheme, Netprise Solutions was incubated for Dispensing Unit (DU) development. The start-up has developed a premium DU with state-of-the-art functionalities. During the year, the Company launched its flagship retail merchandise store, "IO", at a Company Owned Company Operated RO in Bangalore.

The LPG business continued to grow and registered a sale of 13.7 MMT, surpassing the previous year's performance, registering a growth of 1%, with a market share of over 45%. The year recorded the highest-ever bulk LPG sales of 485.7 TMT. The year also marked LPG supply to Nepal Oil Corporation and LPG imports by road from Bangladesh.

To enhance IndianOil's bottling capacity and improve the supply of LPG to customers, 10 bottling plants were commissioned during the year, 5 in Greenfield and 5 through Private bottlers, thereby taking the total number of LPG locations to 108. The LPG distributorship network was strengthened during the year, aggregating to a total of 12,861. Over 2.89 Lakh Indane composite cylinder connections were released during the year. A new LPG brand, namely 'Munna' (2 kg FTL cylinder), was launched and was readily accepted by the customers. The existing LPG brands XTRATEJ, NANOCUT & Chhotu, registered a significant growth in their sales.

With focus on customer care, SMS based refill booking reminder based on the customers' historical refill booking pattern, was introduced. In addition, Virtual Indane Bot Assistant (VIBA), a WhatsApp Chatbot for LPG refills, and Indane LPG Track 'N' Trace, a unique QR code for tracking the movement of cylinders across the value chain, were also introduced during the year.

The "IndianOil One" app has been listed in the top 50 apps based on usage in India under the "business category" by SimilarWeb, an independent agency in data analytics. IndianOil One App is a comprehensive platform, wherein, customers can fulfill all their energy needs, be it booking new LPG connections/Refills, transfer of LPG connections, tracking & redeeming Loyalty points & purchases, etc.

For the sustenance of business and to garner new business opportunities, the Institutional Business Group entered into major long-term tie-ups with the Armed Forces as well as with various major customers in the government departments and the private sector.

The Supply & Operations team worked relentlessly to ensure uninterrupted supplies during the unprecedented crisis of exceptional surge in demand from May to June 2022 to make sure the availability of products across the nation. The full demand of South Assam, Mizoram, and Tripura was met even after the snapping of rail connectivity due to incessant rains from May to July 2022. Ushering a new era in the Indo-Bangladesh relationship, the first convoy of Tank Trucks from Guwahati was flagged off for rescue supplies to Tripura through Bangladesh. All Weather Grade HSD was developed and supplied to the Defence Forces during the year.

Under the Government's flagship Ethanol Blended Petrol (EBP) Program, your Company has been blending Ethanol with Motor Spirit (MS) or petrol; to enhance energy security, reduce dependence on fuel imports, save foreign exchange, and address environmental issues, while also boosting the domestic agriculture sector. During Ethanol Supply Year (ESY) 2021-22, IndianOil achieved the target of 10% Ethanol Blending on Industry basis, five months ahead of schedule. 11.6% of Ethanol blending with Motor Spirit was done till March 2023, during the ESY 2022-23 (December 2022 to October 2023) as against 9.18% in the previous ESY during the same period.

As the first step towards making the Lakshadweep group of islands 'Urja Atmanirbhar', the Administrator of the UT of Lakshadweep dedicated IndianOil's storage depot and Retail Outlet at Kavaratti to the people of Lakshadweep.

In the aviation business, Your Company retained its market leadership position with a market share of 61.3% during 2022-23 with domestic sales volumes of 4,514 TMT. The monthly sales recovered to 95% of pre-COVID levels. Strengthening its presence in the Aviation sector, 5 new AFSs at Deoghar, Hollongi, INS Parundu (Ramnad), Cooch Behar, and Belagavi were commissioned, taking the total number to 132 across the country. Your Company is playing a major role in the Government of India's vision of enabling the development of towns/small cities by propelling flight movement and bringing such places closer to the developed metros.

Your Company is the first Oil Marketing Company in India to indigenously produce and market AVGAS 100 LL, a special aviation fuel meant for piston engine aircraft and Unmanned Aerial Vehicles. AVGAS 100 LL, which was launched at Hindon Air Force Station in September 2022, has superior performance quality standards, as compared to imported grades.

SERVO, the Company's lube Superbrand turned 50 this year and continued to maintain its leadership across user segments, including automobile, industrial, and defence. During 2022-23, SERVO registered its highest ever sales volume of 704 TMT, registering a growth rate of 9.5%, and the highest-ever monthly sales of 109 TMT during March 2023 which was three times the average monthly sales of 2019-20 and one-fourth of 2019-20 annual sales volume. SERVO's sales are continuously growing, surpassing the milestone of highest-ever volume achieved every year since 2021 and growing at double-digit CAGR of 14.3% since 2019-20. Innovations like Green Combo Lubricants and dedicated oil for LNG engines reinforced IndianOil's dominance as the preferred Lube marketer. To mark the Golden Jubilee Year of SERVO, your Company released a customised Corporate 'My Stamp' of India Post on SERVO.



Launch of SERVO Futura Next during Golden Jubilee celebration of brand SERVO

During 2022-23, SERVO received 41 OEM approvals from major automotive companies such as Tata Motors, Ashok Leyland, MG Motors, Hero Motors, TVS Motors, Mahindra & Mahindra, Blue Energy, Cummins, etc. SERVO expanded its footprint to Russia and the Republic of Guinea, and is now available in 37 Countries. During the year, SERVO launched two more green lubricants, SERVO 4T Green and SERVO Tractor Green.

SERVO forayed into the green energy business with approvals from EV manufacturers like MG Motors, Mahindra Electric, Keto Motors and Olectra Greentech. SERVO 4T Xtra 10W-30, a new high-performance product for the 2-Wheeler segment, was also launched during the year. The Central Insecticides Board granted approval for Servo Orchard Spray Oil, marking IndianOil's venture in the new area of Agri business. In another landmark effort for a sustainable, greener environment, a new SERVO container with 30% PCR (Post-Consumer Recycled) plastic was launched during the year.

The marketing infrastructure of your Company was further strengthened during the year with the commissioning of grassroots terminals at Guntakal, Silchar, Motihari & Asanur; brownfield terminal augmentation at Manmad, Ahmednagar, Ahmedabad, Ratlam, and Vijayawada; and CBG plant at Hingonia.

To enhance customer recognition and trust, IndianOil undertook significant measures like the inauguration of Light and Sound show at the iconic Gateway of India (Mumbai), onboarding of celebrities like Amitabh Bachchan, John Abraham, and Master Chef Sanjeev Kapoor for product endorsement, etc. As per Brand Finance's prestigious Oil & Gas 50 Report for 2022, IndianOil has been featured as the world's 7th Strongest Oil & Gas Brand. Brand Finance is the world's leading brand valuation consultancy, and this recognition is a testament to team IndianOil's hard work and commitment to customers and other stakeholders.



Preserving India's rich cultural heritage by organising multimedia light and sound show at the Gateway of India. Chairman, IndianOil with Deputy Chief Minister of Maharashtra, Minister, Tourism & Skill Development and other dignitaries were present at the event

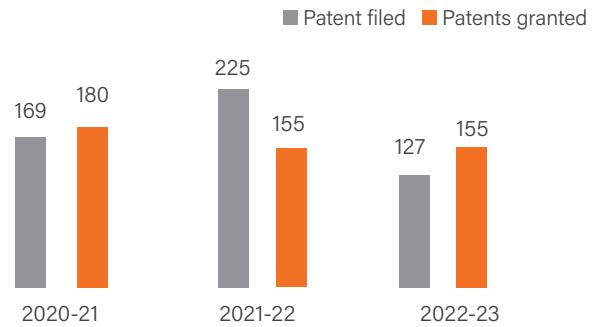
The Cryogenics group of the Company is a pioneer in cryogenics having over 40 years of experience in the design and production of state-of-the-art vacuum super-insulated Cryogenic Storage & Transport Vessels for LIN, Lox, Lar & LNG applications. Maintaining its leadership in the Cryocans business, the cryogenic group sold over 37,000 units of cryo-cans, during the year. Leveraging on its technological superiority, the group is poised to become a dominant player in Cryogenics and LNG equipment business as in the country. The Company is designing & developing LNG Fuel Tanks, ISO Tanks, LNG dispensers, & other cryogenic equipment. Anticipating high growth potential in Cryogenic segment, especially in regard to LNG and Liquid Oxygen, the Company is setting up a new manufacturing facility, and the manufacturing of select products shall commence from the new facility in 2023-24.

Research and Development

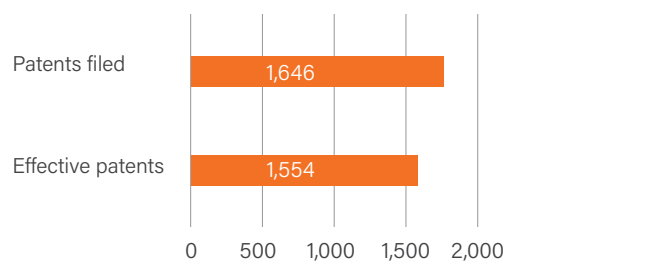
The R&D Centre anchors the Company's aspirational vision of being 'The Energy of India.' During 2022-23, the R&D Centre excelled in multiple areas, such as lubricant technology, refining & petrochemical processes, catalysts, and pipeline research, while also focusing on alternative and renewable energy technologies.

During the year, R&D's collective research endeavors resulted in filing of 127 patents, bringing the total number of filed patents to 1,646 as on March 31, 2023. Further, the Company was granted 155 patents during the year, bringing the total effective patent portfolio to 1,554.

Patents (nos.)



Total number of Patents as on 31.03.2023



The R&D Centre's work for the development of catalysts and process technologies has made a significant impact towards 'Atmanirbhar Bharat' especially in competitive and licenser-controlled areas dominated by MNCs. Major developments during the year include: (i) successful commissioning and Performance Guarantee Test Run (PGTR) of 400 kTA grassroots indJet® unit conducted at Barauni Refinery, using in-house developed technology and catalyst for ATF production; (ii) successful commissioning of 80 kTA grassroots indSelectG® unit for cracked gasoline desulfurization at Guwahati Refinery using in-house developed catalyst meeting product Sulphur of <5 ppmw & RON improvement of ~4.0 units; (iii) in-house developed Ind-CokerAT® technology selected for 170-220 kTA DCU revamp at Digboi Refinery to handle additional heavy vacuum residue; (iv) 265 MT of composite INDMAX catalyst manufactured and supplied for trial at Mathura Refinery; (v) 2395 MT of in-house developed catalysts, additives and adsorbent supplied to various Indian refineries; and (vi) commissioning of 100 TPD IBG-Max Biomethanation plant at Jaipur for producing CBG.

The Company's R&D centre has undertaken assessment of multiple green hydrogen production pathways based on solar electrolysis, biomass gasification and bio-methanation with a total Green Hydrogen Production capacity ~1 ton per day. The technology will be demonstrated in 15 fuel cell buses for establishing the efficacy, efficiency, and sustainability of the production processes and the fuel cell technology. A pre-feasibility study of the fuel cell technology has been undertaken for heavy duty applications for generation of critical data pertaining to fuel cell performance, efficiency, and operational reliability of hydrogen refueling infrastructure. Two prototype fuel cell buses provided by Tata Motors Limited to the Company are being refueled at the Hydrogen refueling station at Gujarat Refinery and running on Ministry of Road Transport and Highways of India (MoRTH) approved routes in Vadodara City.

The R&D Centre spearheads the Company's StartUp scheme which has seen incubation of 24 start-ups in two rounds of funding. IndianOil is closely involved in mentoring the start-ups through handholding by internal Process Owners till the achievement of Proof of Concept. The milestone of 50 IPs (Patents, Trademarks, Copyrights) has been achieved for the StartUp Scheme. Twelve new start-ups have been on-boarded for incubation under Round-3 of the StartUp Scheme, with a committed fund value of ₹ 17.98 Crore. Further, considering the Company's current thrust on meeting Net-Zero 2046 goals, a Start-up Round with theme 'Green Resolve – Amrit Kaal Adhyay' was launched in March 2023, inviting proposals.

To further expand its footprint and facilitate transformation into an integrated energy Company, IndianOil is setting up its second R&D campus at Faridabad. The new campus named IndianOil Technology Development & Deployment Centre, is set to be the world's largest Net-Zero (power & water) facility with GRIHA- 5 star rating and LEED platinum standards. The campus would consist of four research centers of excellence, namely in Alternative & Renewable Energy, Corrosion Research, Nanotechnology and Synthetic Biology.

Business Development

In line with its vision of being 'the Energy of India', IndianOil is fast transforming itself from being India's flagship National Oil Company to a holistic energy solutions provider. Your Company envisages increasing its share in India's energy basket from 9% at present to 12.5%. Over the years The Company has significantly expanded its footprints across the energy value chain and successfully created new business arms like Petrochemicals, Natural Gas marketing, Alternative energy, Exploration & Production etc. The performance of various business verticals during the year was as under:

Petrochemicals

The Petrochemicals business is a pivotal value creator for the refineries and a vital driver of the Company's future growth and profitability. IndianOil is the second largest petrochemicals player in the country. The petrochemicals business achieved annual sales of 2.23 MMT in 2022-23 with 4% growth over the previous year in PX/PTA sales segment. Under the umbrella brand PROPEL, the Company offers full range of products in all segments of petrochemicals viz. Linear Alkylene Benzene (LAB), Purified Terephthalic Acid (PTA), Paraxylene (PX), Mono Ethylene Glycol (MEG), Polypropylene (PP), Linear Low-Density Polyethylene (LLDPE), High Density Polyethylene (HDPE), etc. for a wide range of applications across industrial commercial and domestic segments thus making PROPEL household name

During the year, the Company increased its Petrochemical capacity from 3.7 MMTPA to 4.1 MMTPA. The Petrochemical Intensity Index (PII) of the Company now stands at 5.9%. Your Company is implementing several new projects, which will enhance the PII further to 8.6% by 2026. The Board of the Company has accorded 'in-principle' approval for ~3 MMT of the Paradip Petrochemical Complex at Paradip, Odisha, which would produce vital petchem products like Polyvinyl chloride, Phenol, Isopropyl alcohol & Polymers.

During the year, the Company commissioned its first fully automated dedicated LAB terminal with state-of-the-art facilities at Dumad to further improve service offerings to esteemed customers.



IndianOil brand 'PROPEL' offers a diverse range of petrochemicals and other intermediaries to cater to India's needs

The Company has also revamped its LAB plant capacity at Gujarat Refinery from 120 KTA to 162 KTA. With this, IndianOil has become the largest producer of LAB in India. The Company also launched its maiden brand of recycled polymers - 'Cycloplast', as it works towards addressing plastic pollution. Furthering its efforts in this domain, the Company launched its initiative named - "Unbottled", under which discarded PET bottles are being recycled into 'sustainable & green' uniforms for around three Lakh IndianOil ground force comprising fuel station attendants and Indane LPG gas delivery personnel.

The Company's Product Application & Development Centres (PADCs) at Panipat and Paradip have been fundamental to the Company's strong hold over the market, by developing new polymer grades in line with specific customer requirements. During the year, two new PROPEL import substitution grades were developed, as part of the Company's ongoing pursuit of 'Atmanirbharta'. As a testament to the Company's strong customer outreach, during the year 10 new Original Equipment Manufacturer (OEM) approvals were received.

Natural Gas

The year 2022-23 was one of the toughest years for the gas business in the Indian context, because of the unprecedented increase in Global Spot LNG prices due to geopolitical situations. Despite this, Your Company was able to maintain a 20% market share in the RLNG segment. The sale to customers was 2.84 MMT in 2022-23 registering an increase of 8.5% as compared to last year.

The Company executed a Gas Sale Agreement (GSA) with Hindustan Urvarak & Rasayan Limited (HURL), a JV Company, for the supply of RLNG to its Gorakhpur, Sindri and Barauni plants. The Company is setting up 16 LNG Retail stations on the Golden Quadrilateral and other major National Highways of India.

Apart from acquiring a 4.93% equity stake in India Gas Exchange Ltd. (IGX), Your Company is also an active member of IGX. From the date of its first business purchase in September 2022, the Company purchased approx. 46.59 MMSCM through IGX during the year 2022-23.

City Gas Distribution (CGD)

The Company along with its two JVCs, is now present in 49 Geographic Areas (GAs) and 112 districts spread across 21 States and UTs, making it one of the largest CGD players in the country. On a standalone basis, IndianOil has authorisations for 26 Geographic Areas (GAs), covering 75 Districts, in 11 states and Union Territories (UTs).

71 CNG ROs were commissioned during the year taking the total tally to 141 ROs. CNG sales clocked a cumulative sales of 23,000 MT against 2,600 MT sold during 2021-22.

Exploration & Production (E&P)

During the year, the Company's domestic acreage area was significantly fortified with addition of nine new assets. The Company farmed-in with 30% Participating Interest (PI) in five OALP blocks awarded to Oil India Ltd. in OALP Bid Rounds - III & V. In addition, The Company in consortium with ONGC emerged

as the highest bidder in two contract areas under the Discovered Small Fields (DSF-III) Bid Round. The Company also executed a Farm-in Farm-out (FIFO) agreement with Vedanta Ltd. for initiation of the transfer of 30% stake from Vedanta in two OALP-I exploration blocks located in Assam. With this, the Company's portfolio now includes 18 domestic & 11 overseas assets, of which eight assets (one domestic, seven overseas) are producing. Apart from the producing assets, six assets are under development, four assets have discovery, one asset is under appraisal and ten assets are under exploration.

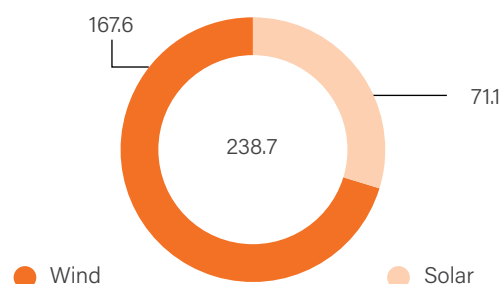
The production from the producing assets during the year was steady at around 4.3 Million Metric Tonne of Oil Equivalent (MMToe). The Company plans to expand its upstream footprint to target approximately 10% upstream integration ratio by 2030 from its current ratio of 5.3%.

In the Company's first overseas operated Block Onshore-1, Abu Dhabi, Exploration drilling campaign of five wells to explore the unconventional Shilaif resources in the southern part of the Block had commenced and is underway. So far, four exploratory wells have been successfully completed.



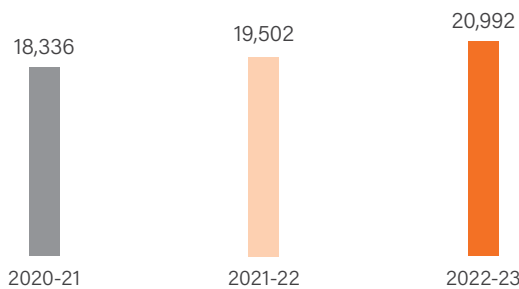
Alternative energy

Renewable Energy Portfolio (MW)



With the commitment to achieve operational Net-Zero by 2046, the Company is significantly expanding its footprint in the alternate energy space by investing in Compressed Biogas (CBG), Biofuels, Electric Mobility, and Renewable Energy. The Company's installed capacity of Renewable Energy as on 31.03.2023 was 238.70 MW, which includes 167.6 MW of wind capacity and 71.10 MW of solar PV capacity. The total generation through the Company's renewable portfolio during the year was 367.82 GWh, which resulted in emission mitigation of 299.77 thousand metric tonnes of carbon-dioxide equivalent. As on 31.03.2023, the Company has 20,992 solarised retail outlets with a cumulative solar power installed capacity of ~ 123.4 MW which generated ~ 159.10 GWh during the year.

Solarised ROs (nos.)



With a view to augment its renewable energy portfolio, the Company executed an MoU with SJVN Limited during the year for formation of a Joint Venture (JV) for development of Renewable Energy Projects, viz. solar, wind, hydro & hybrid power, energy storage systems such as battery storage and pumped storage projects for the supply of round-the-clock (RTC) renewable power to the refineries of IndianOil and as well as to third parties.

The Company is the lead implementation agency of SATAT (Sustainable Alternative Towards Affordable Transportation) and has issued Letters of Intent (LOIs) to 3,267 plants for the production and supply of Compressed Biogas (CBG) of about 8.5 MMTPA. As on 31.03.2023, 22 CBG plants and 46 Retail Outlets have been commissioned in the states of Maharashtra, Gujarat, Tamil Nadu, Andhra Pradesh, Telangana, Punjab, Haryana, Karnataka & Uttar Pradesh. CBG is also being sold to two Industrial Consumers. During the Financial Year, the Company sold 5822 tonnes of CBG, while the cumulative sales of CBG was 11,086 tons since its inception in September 2019 till March 2023.

During the year, IndianOil set up a 100 TPD CBG plant at Hingonia Cattle Rehabilitation Centre in Jaipur, Rajasthan as a CSR initiative. It is the largest cattle dung-based biogas plant in India. The Company is also establishing a 200 TPD biomass processing CBG plant at Gorakhpur, UP that will generate ~7000 tonnes of CBG annually by utilising paddy straw as feedstock. Further, the Company signed a Memorandum of Understanding (MoU) with Tezpur University for the promotion of Compressed Biogas in Northeast India.

The Hon'ble Prime Minister dedicated to the nation, the Company's 2G Ethanol Plant at Panipat on 10.08.2022. The Plant is based on state-of-the-art indigenous technology and poised to turn a new chapter in India's waste-to-wealth endeavours by utilising two

Lakh tonnes of rice straw to generate three Crore litres of Ethanol annually that will be blended with gasoline. This project is first-of-its-kind in Asia and is a step towards addressing the vexed problem of stubble burning and associated air pollution. The produced Ethanol will be blended with petrol to meet the Government of India (GoI) target of 20% ethanol blending into petrol. Further, IndianOil has set-up a 3G ethanol plant (of 128 KLPD capacity) using refinery off gases which is first of its kind in the world.

With global Sustainable Aviation Fuel (SAF) demand expected to pick up as countries gear up to meet CORSIA (Carbon Offsetting and Reduction Scheme for International Aviation) mandate, the Company is exploring avenues for producing SAF. The Company plans to set up 86.8 Thousand Metric Tonnes Per Annum (TMTPA) SAF Plant at Panipat in collaboration with LanzaJet, which will be ultimately vested and operated through a JV Company. A JV Company is also proposed with Praj Industries Ltd. for setting up SAF and other biofuel projects.

Sustainable Development

In alignment with the Net-Zero target of 2070 for India, the Company has also been taking path breaking initiatives on sustainability. The Company has been ranked top Indian company (ranked 22nd) in 2022, in Transition Score ranking by BloombergNEF.

The Company's carbon footprint during 2022-23 was 20.84 MMTCO₂e, while the water footprint was 89.91 Billion litres. The Company has committed to achieve Net-Zero emissions while continuing the efforts towards environment management and conservation. The Company also undertook a massive tree plantation effort during the year, besides undertaking emission mitigation efforts like energy efficiency, fuel replacement and alternate energy projects. As on 31.03.2023, the Company has total installed rainwater harvesting projects with catchment area of over 2908 Hectare.

Net-Zero

During the last AGM in August 2022, the Company announced its Net-Zero emission target by 2046. This historic declaration aligns with India's Net-Zero commitment by 2070, announced as part of the Panchamrit goals by the Hon'ble Prime Minister at the COP-26 Summit.

To achieve its Net-Zero goal, the Company has developed a comprehensive plan that involves a range of measures aimed at reducing its carbon footprint. The Company is transforming itself into a vertically integrated and diversified energy major with a focus on providing secure, affordable energy while minimising its impact on the environment. To accomplish this objective, the Company has envisaged an investment of over ₹ 2.4 Lakh Crore by 2046 which will result in emissions mitigation to the tune of 0.7 Billion metric tonnes by 2046. Thus, the Company has meticulously outlined a comprehensive plan that encompasses various crucial areas, including transparent carbon inventory, the pursuit of climate goals, bolstering the renewable energy portfolio, investments in low carbon technology, reducing emissions from its value chain, establishing climate-linked key performance indicators (KPIs), and fostering transformative leadership.



IndianOil, L&T and ReNew have signed an MoU for development of Green Hydrogen Ecosystem

Through relentless efforts, the Company explored various emission mitigation pathways like energy conservation measures, shifting from fuel oil, gas oil and naphtha to natural gas, maximising grid power import, moving towards green hydrogen, carbon capture utilisation & storage, renewable energy, tree plantation, purchase of carbon credits amongst others, as key pathways to achieve its Net-Zero goal. This multi-faceted approach explains IndianOil's gradual progression towards achieving its Net-Zero aspirations.

The Company, in its pursuit of sustainability, has outlined targets for renewable energy capacity. By 2030, the Company aims to install 31 GW of renewable energy capacity and increase it to 200 GW by 2050. The Company is diligently working towards attaining 1 MMT biogas production target by 2030 and 9 MMT biogas portfolio by 2050 and CBG will play a major role in achieving Net-Zero operational emission of IndianOil by 2046.

In order to ensure successful implementation of its Net-Zero strategy, the Company has identified short-term, medium-term, and long-term targets. Collaborative partnerships have been formed with key stakeholders for the development of renewable energy projects and the Company is planning to build 2.2 GW renewable energy capacity through a Joint venture with NTPC Green Energy Ltd. (Wholly Owned Subsidiary of NTPC) and 15 GW RE capacity through proposed joint venture with SJVN Ltd. by 2030. The Company has ventured into green hydrogen through an Memorandum of understanding (MOU) with Re-New and L&T, aiming to explore innovative solutions.

Overseas Business

In pursuit of diversification and globalisation, the Company has been keeping a close watch on the developments in the geographies of its interest to explore business opportunities and enhance global footprints.

The Company has been the sole supplier of major petroleum products to Nepal through the state-owned Company Nepal Oil Corporation (NOC) under a General Supply Agreement (GSA) since 1974. During the year, Company's first International retail outlet was commissioned in Kathmandu, Nepal in September 2022. The Company plans to expand its footprints in the lubricants segment in Nepal and in January 2023, IOML (Indian Oil Mauritius Limited)-a subsidiary of IndianOil and HH & Co (Hansraj Hulaschand & Co), Nepal executed a Joint Venture Agreement for setting up a state-of-the-art Lube blending plant in Nepal.

The Company has been consistently working to build synergies and tap opportunities in Bangladesh and has formed a Joint Venture Company named 'Beximco IOC petroleum & Energy Ltd.' (BIPEL) focusing on LPG business in Bangladesh. During the year a Sale Purchase Agreement (SPA) with Bangladesh Petroleum Corporation for supply of finished petroleum products on G2G basis was executed. The Company also finalised a first-of-its-kind, spot export deal of 2.5 TMT of Naphtha from Guwahati Refinery on FOB Haldia basis to Aqua Refinery, Bangladesh using the Indo-Bangla Protocol River route, which has brought about significant logistical efficiency given that waterway movements are amongst the cheapest and low carbon transportation modes. Further, during the year, the Company and Road & Highways Division, Govt. of Bangladesh signed an Memorandum of understanding (MOU) for transit movement of IndianOil's POL and LPG trucks for supplies to Tripura, Mizoram, and south Assam using Bangladesh as transit. Through this strategic initiative import of LPG at Agartala (Tripura) bottling plant via road from Bangladesh has begun, which has helped reduce the distance traversed for importing LPG at Agartala from 1700 km of difficult terrain to just 200 km.

During the year, the Company expanded its footprint to new geographies with export of the first parcel of 16 KL of 'Avgas 100 LL' for shipment to Papua New Guinea. Aviation Gasoline grade AVGAS 100 LL has been designed in-house for use in turbo-charged reciprocating piston engine aircraft, mainly used by FTOs (Flying Training Organisation) and defence forces for training pilots.



Chairman, IndianOil flagging off first batch of indigenously made AVGAS 100LL to Papua New Guinea

Explosives

The Company’s Explosives group has been actively pursuing business opportunities in the Industrial Explosives business in India.

During the year, sales of Explosives hit a record high of 341.6 KT, clocking a growth of 19% over the previous year’s volume. The Company’s first bulk explosives plant of 30 KTA Capacity in western India was commissioned in Western Coalfields Ltd (WCL) at Umrer, near Nagpur, and has achieved 100% rated capacity. Another Bulk explosive plant at Basundhara (Odisha) has been constructed and commissioned in May 2023.



IndianOil - Pioneer and the largest provider of bulk explosives and blast-based services in India

IndianOil would be setting up a 30 KTA Bulk Explosives Plant at the Singareni Collieries Company Ltd. (SCCL) premises at Mandamarri (Telangana). A long-term Contract has been executed with Neyveli Lignite Corporation India Ltd. (NLCIL), Neyveli, Tamil Nadu for pursuing a greenfield project. With this, the Company will be able to expand its footprint for the first time in the bulk explosives business in southern India.

Diversification

Overseas Direct Investment (ODI) guidelines issued by RBI and MoF in August 2022, allows non finance companies to form Finance Company in GIFT city. IndianOil became the first commercial, non-finance Company of India to incorporate a Finance Company named 'IOC Global Capital Management IFSC Limited' in GIFT City, Gandhinagar on May 17, 2023 as a wholly owned subsidiary company.

This Finance Company will enable IndianOil to carry out global treasury operations, raise capital and debt from overseas market and take advantage of interest arbitrage and at the same time, fund Crude oil purchases using trade financing model, thereby reducing the debt burden on the Company. The Finance Company will also provide a platform to carry out activities of fund management for inbound and outbound investments of IndianOil, Lease in and lease out activities, gateway for insurance/reinsurance requirement of IndianOil, ship leasing, chartering and acquisition activities and other opportunities unveiled in GIFT city in the years to come.

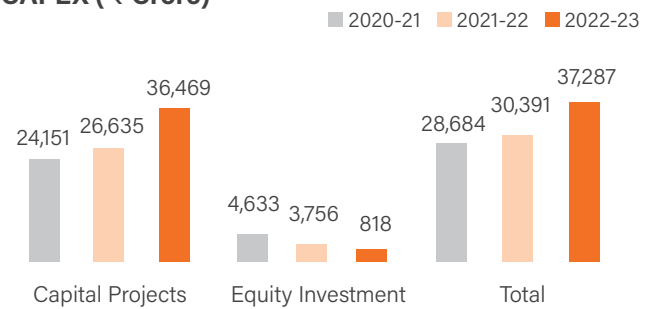
International Trade

Your Company imported 67.50 MMT of crude oil during the year Financial Year 2022-23, as against 57.80 MMT in the previous year to meet the crude requirement for processing at its refineries. The selection of crude oil is undertaken from a diversified mix of supply sources to optimise the cost as well as to improve flexibility. The import of petroleum products during the Financial Year was 10.122 MMT as against 9.324 MMT in the previous year.

Projects

IndianOil spent a total of ₹ 37,287 Crore during the year, which includes ₹36,469 Crore on projects and ₹818 Crore towards investment in joint ventures and subsidiaries. IndianOil single-handedly contributes to more than 25% of the total CAPEX incurred by PSUs under the Ministry of Petroleum & Natural Gas. The Company is currently spearheading the management of 120 projects of varying magnitudes, with a cumulative capital cost of approximately ₹2.4 Lakh Crore, aimed at consolidating and enhancing its leadership position in the market.

CAPEX (₹ Crore)



IndianOil - Consolidating the future with 131% of capex utilisation during 2022-23

IndianOil spent a total of ₹ 37,287 Crore during the year, which includes ₹ **36,469 Crore on projects** and ₹ 818 Crore towards investment in joint ventures and subsidiaries

During 2022-23, IndianOil made significant investments in its refining infrastructure, undertaking various projects to expand refining capacity and improvement projects in its refineries. These included expanding the capacity of Barauni Refinery from 6.0 to 9.0 MMTPA, increasing the capacity of Panipat Refinery from 15 to 25 MMTPA, implementing the petrochemical and lube Integration project at Gujarat Refinery, constructing the grassroot Para Xylene and Purified Terephthalic Acid Plant at Paradip Refinery, and establishing an acrylics/oxo alcohol project at the Gujarat Refinery, among other initiatives.

In addition to focusing on refining, IndianOil is also investing in the development of a technology centre at its second R&D Campus in Faridabad. This technology centre will serve as a centre of excellence for research related to alternate energy and will play a significant role in achieving IndianOil's long-term sustainability goals.

Furthermore, your Company is committed to enhancing its pipeline infrastructure and has undertaken several key projects in this area. These projects include the construction of the new Mundra Panipat Crude Oil Pipeline, the Ennore - Thiruvallur - Bengaluru - Puducherry - Nagapattinam - Madurai - Tuticorin Natural Gas Pipeline, the Koyali - Ahmednagar - Solapur Pipeline, and the replacement of existing twin 42" offshore pipelines at Vadinar. IndianOil is also involved in various joint venture pipeline projects, such as the North East Gas Grid Project, Kandla Gorakhpur LPG Pipeline, and the Mehsana - Bhatinda & Bhatinda - Gurdaspur natural gas pipeline.

Apart from focusing on its core business, IndianOil is also actively focused on adopting greener technologies, which includes incorporating green hydrogen usage in its refineries, substituting naphtha with gas, and exploring alternative fuels. These initiatives are aimed at reducing emissions, minimising environmental impact, and supporting the transition to a more sustainable and environmentally friendly energy landscape.

Health, Safety & Environment (HS&E)

The Company believes that good Health, Safety & Environment (HS&E) performance is an integral part of efficient and profitable business management and therefore is committed to conducting its business with a strong environmental conscience, ensuring sustainable development, safe workplaces, and enrichment of the quality of life of its employees, customers, and the community. All refineries of the Company are certified to ISO:14064 standards for sustainable development as well as for the Occupational Health & Safety Management System (ISO:45001), besides having fully equipped occupational health centres.

The HS&E activities of the Company are reviewed periodically in the Board meetings. During the year, various capability building, and training programmes were conducted on safety-related topics covering the entire spectrum of activities of the Company.

During the year, occupation health related activities like Health and Safety at Work - A key factor in economic success' - modalities for medical examination of contract workers, uniform implementation of the WHO Healthy Workplace model in IndianOil locations, creation of TB-Free workplaces at IndianOil, updation of OHS Portal and emergency planning in case of chemical exposures were organised.

In addition, various capability building, and training programmes were conducted on safety-related issues, such as all India campaigns for safe decantation of Tank Trucks (TT), safe TT driving, simulator-based training, HAZOP and risk analysis, issuance of various guidelines & SOPs, etc.



IndianOil - Empowering lives, fuelling progress



Chairman with Sekmai, Manipur bottling plant team

Human Resources

The total strength of employees as on March 31, 2023 was 31095, of which 2726 were women employees. The total strength includes 18485 executives and 12610 non-executives. During the year, the Company recruited 1075 executives. To further the cause of apprenticeship training in the country, the Company engaged 3693 apprentices under various categories like Trade, Technician, Fresher, skill-certificate holder, which constitutes 11.87% of the total workforce. The apprentices were imparted practical inputs with a structured monitoring and assessment methodology.

The Company scrupulously follows the Presidential Directives and guidelines issued by the Government of India regarding the reservation in services for SC/ST/OBC/PwBD (Persons with Benchmark Disabilities)/ex-servicemen/Economically Weaker Sections (EWSs) to promote inclusive growth. Rosters are maintained as per the directives and are regularly inspected by the Liaison Officer(s) of the Company as well as the Liaison Officer of the Government of India to ensure proper compliance. Grievance/ Complaint Registers are also maintained at Division/Region/ Unit levels for registering grievances from OBC/SC/ST employees and efforts are made to promptly dispose of the representations/grievances received. In accordance with the Presidential Directive, the details of representation of SC/ST/OBC in the prescribed format are attached as **Annexure - I** to this Report.

A new integrated portal '**e-Sambandh**' has been launched which will be the single touch point for all the needs of retiring as well as retired employees, catering to all superannuation formalities, PRMBF needs, SABF pension and Ex-gratia related information etc - all at one place

The provision of 4% reservation for persons with disabilities, in line with the Government of India's guidelines/instructions were implemented by the Company. Necessary concessions/relaxations in accordance with the rules in this regard were extended to physically challenged persons in recruitment.

During the year, cordial industrial relations were maintained across the Company's installations. The Company provides comprehensive welfare facilities to its employees to take care of their health, efficiency, economic betterment, etc., and to enable them to give their best at the workplace. The Company supports participative culture in the management of the enterprise and has adopted a consultative approach with collectives, establishing a harmonious relationship for industrial peace, thereby leading to higher productivity.

A new integrated portal 'e-Sambandh' has been launched which will be the single touch point for all the needs of retiring as well as retired employees, catering to all superannuation formalities, PRMBF needs, SABF pension and ex-gratia related information etc - all at one place. 'Paramrash' - an employee assistance programme was started in December 2022, extending the ambit of mental wellness to cover family members of employees as well. More than 6000 employees and their family members attended the mental wellness and sensitisation workshops during 2022-23.

In a historic first, IndianOil signed a Statement of Intent (SOI) with Capacity Building Commission (CBC), Government of India for knowledge partnership, support for implementation of Framework of roles, activities, and competencies and for conducting capacity building workshops for government officials and other stakeholders.

Particulars of Employees

The provisions of Section 134(3)(e) of the Act are not applicable to a Government Company. Consequently, details on Company's policy on Directors' appointment and other matters as required under Section 178 (3) of the Act, are not provided.

Similarly, Section 197 of the Act is also exempt for a Government Company. Consequently, there is no requirement of disclosure of the ratio of the remuneration of each Director to the median employee's remuneration and other such details, including the statement showing the names and other particulars of every employee of the Company, who if employed throughout/part of the Financial Year, was in receipt of remuneration in excess of the limits set out in the Rules are not provided in terms of Section 197 (12) of the Act read with Rule 5 (1)/(2) of the Companies (Appointment and Remuneration of Managerial Personnel) Rules, 2014.

Hindi Implementation

The Company is committed to use Hindi as Official Language in the day- to-day functioning at its various offices/locations/units. The



IndianOil - Strengthening inclusiveness and accelerating progress

provisions of the Official Language Act, 1963, and Rules notified thereunder were complied with. The communications received in Hindi including any application, appeal or representation written or signed by an employee in Hindi are replied to in Hindi. Official Language Implementation Committees (OLIC) have been formed in all offices/units to review the progress of implementation of official language policies. The Parliamentary Committee on Official Language during their inspections of various offices/locations/units of the Company, commended its efforts in implementation of Official Language across the country.

Corporate Social Responsibility

IndianOil believes that CSR is the continuing commitment to conduct its business activities ethically and contribute to the economic development while improving the quality of lives of the local communities, especially in the vicinity of its establishments. IndianOil's Corporate Social Responsibility (CSR) thrust areas include 'Safe drinking water', 'Healthcare and sanitation', 'Education and employment-enhancing vocational skills', 'Rural development', 'Environment sustainability', 'Empowerment of women and socially/economically backward groups', etc.

During the year, as against the CSR budget of ₹ 257.55 Crore (2% of the average profit of the previous three years ₹ 351.07 Crore minus excess spent in previous year ₹ 93.52 Crore), the Company spent a higher sum of ₹ 264.03 Crore to ensure continuity in the planned CSR activities including many flagship projects resulting in carry over of ₹ 6.48 Crore for setting off in succeeding years. A report on the Company's CSR activities as per the provisions of the Companies Act, along with CSR highlights for the year is attached as **Annexure - II** to the Report. The CSR policy of the Company can be accessed on the Company website: https://www.iocl.com/download/IOC_S&CSR_Policy.pdf.

Right to Information Act (RTI)

An elaborate mechanism is in place across the Company to deal with the matters relating to The Right to Information Act 2005. To meet the requirement of the Act and to ensure compliances of its various provisions, your Company has 01 designated Nodal Officer, 30 First Appellate Authorities (FAAs), 40 Central Public Information Officers (CPIOs) and 40 Assistant Public Information Officers (APIOs) across all Divisions.

Under the proactive disclosure of the information as per section 4(1)(b), information has been made available on your Company's official website - www.iocl.com and is regularly updated as well. Your Company has aligned with the On-line RTI portal of Department of Personnel and Training and, as such, all the applications/appeals received through the portal, are disposed off through electronic mode only.

5,312 requests and 601 first appeals were disposed off within the prescribed timeline, during 2022-23. 202 second appeals were disposed off, by the Central Information Commission, New Delhi without having any observation of penalty imposition/disciplinary action.

Compliance with the Sexual Harassment of Women at Workplace (Prevention, Prohibition & Redressal) Act, 2013

The provisions of the Sexual Harassment of Women at Workplace (Prevention, Prohibition and Redressal) Act, 2013, have been implemented across the Company with clear objective of providing protection to women against sexual harassment at the workplace and for the prevention and redressal of complaints of sexual harassment. Internal Committees have been set up at every Unit/Region/Head Office level, headed by senior-level women employee to deal with sexual harassment complaints, if any.

Six complaints of sexual harassment were pending as on April 01, 2022. During 2022-23, eight complaints were received, and nine complaints were disposed off. As on March 31, 2023, five complaints were pending.

Regular workshops are held, especially for women employees, to raise awareness about their rights and facilities at workplace and emphasising the provisions of the Act. Gender sensitisation programmes for the male employees are also conducted regularly. Newly recruited employees in the Company are made aware of the provisions of the Act and the measures adopted by the Company to prevent such incidents. During the year, 43 workshops/awareness programmes were conducted, and 1222 employees participated in the Workshops/Awareness Programmes.

Vigilance

The vigilance function operates with the objective of ensuring maintenance of the highest level of integrity throughout the



Company. The Vigilance department not only acts as a link between the Company and the Central Vigilance Commission but also advises the organisations in all matters pertaining to vigilance. The Vigilance department takes preventive, punitive and participative measures with emphasis on the preventive and participative aspects, and also helps in establishing effective internal control systems and procedures for minimising systemic failures. During the year, 138 Vigilance Awareness programs were conducted, which were attended by over 7000 employees.

Disciplinary action under applicable conduct, Discipline and Appeal Rules 1980 and Certified Standing Orders are taken by the Company for irregularities/lapses. During the year 75 Disciplinary matters related to Vigilance cases were disposed off and 34 cases were pending at the end of the year. The cases pertain to irregularities such as indiscipline, dishonesty, negligence in performance of duty or neglect of work etc. The Company continuously and regularly endeavors to ensure fair and transparent transactions through technology interventions and system/process reviews in consultation with the Central Vigilance Commission and internal Vigilance set up.

Public Deposit Scheme

The Public Deposit Scheme of the Company was closed with effect from August 31, 2009. The Company has not invited any deposits from the public during the year and no deposits are outstanding as on March 31, 2023, except the old cases amounting to ₹ 55,000, which remain unpaid due to unsettled legal/court cases.

Corporate Governance

Your Company always endeavours to adhere to the highest standards of corporate governance, which are within the control of the Company. A comprehensive Report on Corporate Governance

inter-alia highlighting the efforts of the Company in ensuring transparency, integrity and accountability in its functioning has been incorporated as a separate section, forming a part of the Annual Report. The certificate issued by the Practicing Company Secretary on Compliance with Corporate Governance guidelines is annexed to the Report on Corporate Governance.

Management's Discussion & Analysis Report

The Management's Discussion and Analysis (MDA) Report, as required under Corporate Governance guidelines, has also been provided as a separate section forming a part of the Annual Report.

Business Responsibility & Sustainability Report

IndianOil has been publishing its Business Responsibility Report, providing information on the various initiatives taken with respect to environmental, social and governance perspectives, in accordance with the directives of SEBI and is hosted on the website of the Company.

SEBI vide notification issued in May 2021 has introduced a new sustainability related report "Business Responsibility and Sustainability Report" (BRSR), which would replace the existing "Business Responsibility Report" (BRR). The BRSR is a notable departure from the existing BRR and a significant step towards bringing sustainability reporting at par with the financial reporting. The BRSR is hosted on the website of the Company on the link <https://www.iocl.com/business-responsibility-report>.

Audit Committee

The Audit Committee of the Board comprised of three members as on March 31, 2023; with all Independent Directors. The observations/recommendations made by the Audit Committee during the year were put up to the Board and the same were accepted by the Board. Other details of the Audit Committee, such as its composition, terms of reference, meetings held, etc., are provided in the Corporate Governance Report.

Other Board Committees

The details of other Board Committees, their composition and meetings, are also provided in the Corporate Governance Report.

Code of Conduct

The Board of the Company has enunciated a Code of Conduct for the Directors and Senior Management Personnel, which was circulated to all concerned and was also hosted on the Company's website. The Directors and Senior Management Personnel have affirmed compliance with the code of conduct for the year 2022-23.

Risk Management

Risk management plays a vital role in the Company, serving as a fundamental pillar of its strategic decision-making process. Your Company's robust risk management framework not only minimises

potential disruptions and financial losses but also fosters a resilient and agile organisational ecosystem that thrives in the face of uncertainty. With risk management as a core component of the governance structure, the Company demonstrates an unwavering commitment to prudent and responsible business practices, driving sustainable growth and long-term value creation. The Enterprise Risk Management (ERM) framework in the Company encompasses practices relating to risk identification, assessment and categorisation, analysis, mitigation and monitoring of the strategic, operational, legal and compliance risks which are managed through its internally designed ERM portal as effective risk management serves as the compass guiding the Company towards sustainable success, ensuring proactive identification, assessment, and mitigation of potential threats while unlocking new possibilities for growth and innovation.

The Company has constituted a Risk Management Committee (RMC), a sub-committee of the Board, to oversee risk management activities. In addition, a Risk Management Compliance Board (RMCB) comprising of senior management personnel and headed by the Chief Risk Officer has also been formed which periodically reviews the various risks associated with the Company's business. Moreover, significant findings at the unit level are also put up for discussion during the RMCB meeting. All changes in the Risk register as suggested by RMCB are made after approval of RMC. A report is, thereafter, put up to the Audit Committee and the Board. Two Meetings of the Risk Management Committee were held during the year.

Internal Financial Controls

The Company put in place adequate internal financial controls for ensuring efficient conduct of its business in adherence with laid-down policies; safeguarding of its assets; prevention and detection of frauds and errors; accuracy and completeness of the accounting records; and timely preparation of reliable financial information, which is commensurate with the operations of the Company.

The Company has a separate Internal Audit department headed by an Executive Director, who reports to the Chairman. The Internal Audit department has a mix of officials from finance and technical functions, who carry out extensive audit throughout the year. The statutory auditors are also required to issue the Independent Auditor's Report on the Internal Financial Controls over financial reporting of the Company under Clause (i) of Sub-Section 3 of Section 143 of the Companies Act 2013. The report issued thereupon has been attached along with the Standalone and Consolidated Financial Statements, respectively.

The Board believes that the systems in place provide a reasonable assurance that the Company's internal financial controls are designed effectively and are operating as intended.

Statutory Auditors

The Office of the Comptroller & Auditor General of India had appointed the Statutory Auditors for the Financial Year 2022-23. The Auditors have confirmed that they are not disqualified from being appointed as Auditors of the Company. The Notes on the financial statement referred to in the Auditors' Report



With 60,000+ customer touch points across India, IndianOil proudly accompanies every Indian on his journey

are self-explanatory. The Auditors' Report does not contain any qualification or adverse remark. In addition, the Company has also engaged them for Limited Review and Tax Audit for the Financial Year 2022-23.

The Auditors' remuneration for the year was fixed at ₹ 2.60 Crore, ₹ 1.50 Crore and ₹ 0.50 Crore for Statutory Audit, Limited review, and Tax Audit respectively along with applicable taxes and reasonable out of pocket expenses. In addition, fees were paid to Statutory Auditors for other certification jobs. The total amount paid/payable to the Statutory Auditors for all services rendered to the Company during 2022-23 was ₹ 5.39 Crore.

Comptroller and Auditor General of India (C&AG) Audit

Supplementary Audit of Financial Statements: The Standalone and Consolidated Financial Statement for the Financial Year ended March 31, 2023, were submitted to the C&AG for supplementary audit. The C&AG has conducted supplementary audit and issued NIL comments. The NIL comment certificate is attached in this Annual Report after the Financial Statements. This is the 17th consecutive year that your Company has received such NIL comment on its Financial Statement.

C&AG paras from other audits: In addition to the supplementary audit of the financial statements mentioned above, the C&AG conducts audits of various nature including Inspection audit, Thematic audit, Proprietary audit, etc. As on March 31, 2023, there are twenty-one pending audit paras on various subjects including Short realisation from Disposal of a land, Abandoned Exploration & Production (E&P) Project, Maintenance of grade wise costing of Petrochemicals, Extra cost due to delay in finalisation of tender, Pradhan Mantri Ujjwala Yojna (PMUY) to unentitled persons, Avoidable entry tax, Updation of daily price change at Retail Outlets, Recovery of turnover tax, expenditure turning infructuous

due to non-adherence pollution clearance requirement, utilisation of spectrum, procurement from MSME, Infructuous expenditure due to participation in a low hydrocarbon and risky E&P block, supply logistics and employee benefits like EPF contribution on leave encashment, Encashment of Earned leave and sick leave, Stagnation Relief, Performance Related Pay, Shift allowance, Project Allowances, Long Service Award, Conveyance Running and maintenance expenses. The replies to these paragraphs have been submitted and the status reports are also being furnished from time to time.

Cost Audit

The Company maintains cost records as required under the provisions of the Companies Act. The Company had appointed Cost Auditors for conducting the audit of the cost records maintained by its refineries, lube blending plants and other units for 2022-23. A remuneration of ₹ 22.70 Lakh and applicable taxes was fixed by the Board for payment to the cost auditors for 2022-23, which was ratified by the shareholders in the last AGM. The cost audit reports are filed by the Central Cost Auditor with the Central Government in the prescribed form within the stipulated time.

Secretarial Audit

The Board had appointed Mehta & Mehta, Company Secretaries, to conduct the Secretarial Audit for 2022-23. The Secretarial Auditor in their report have stated that during the period under review, the Company has complied with the provisions of the Act, Rules, Regulations, Guidelines, Standards, etc., except as under:

- the requirement of having atleast one-Woman Independent Director for the period 06.11.2022 to 31.03.2023.
- the requirement of having at least half of the Board of Directors as Independent Director for the period 01.04.2022 to 03.10.2022 and 06.11.2022 to 31.03.2023.

- performance evaluation of Independent Directors by the entire Board of Directors and review of performance of Non-Independent Directors, the Board of Directors as a whole and the Chairperson of the Company by the Independent Directors.

In this regard, it is clarified that the Company being a Government Company under the administrative control of the Ministry of Petroleum & Natural Gas, the selection, appointment of Directors, (including Independent Director and Women Director) terms and conditions and remuneration of functional directors, vests with the Government of India as per Government guidelines. Further, the Ministry of Corporate Affairs, vide notification dated June 05, 2015, has provided exemption to Government Companies, regarding the provisions related to evaluation of performance of Directors under the Companies Act, 2013, as the evaluation is carried out by the administrative ministry.

The Secretarial Audit report for the year ended March 31, 2023, issued by Mehta & Mehta, Company Secretaries, is attached as **Annexure - III** to this report.

Reporting of Frauds by Auditors

The Auditors in their report for the year have not reported any instance of fraud committed by the officers/employees of the Company.

Public Procurement Policy for Micro and Small Enterprises (MSEs) Order 2012

In line with the Public Procurement Policy of the Government of India, as amended, the Company is required to procure minimum 25% of the total procurement of Goods and Services from MSEs, out of which 4% is earmarked for procurement from MSEs owned by SC/ST entrepreneurs and 3% from MSEs owned by women.

The procurement from MSEs (excluding crude oil, petroleum products & natural gas, API line pipes, proprietary items and single line items of value greater than ₹ 50 Crore) during 2022-23 was as under:

PARAMETERS	TARGETS	ACTUAL
Total procurement from MSEs (General, SC/ST & Women)	25%	29.21%
Procurement from SC/ST MSEs	4% (Sub-target out of 25%)	0.86%
Procurement from Women owned MSEs	3% (Sub-target out of 25%)	0.35%

The deficit of 3.14% and 2.65% under the sub-targets was due to non-availability of vendors in the sub-category; however, the overall target was achieved by procurement from other micro and small enterprises in line with the policy.

Several initiatives were undertaken to identify the entrepreneurs for procurement of goods and services from MSEs owned by SC/ST and women enterprises, including total 93 nos. of vendor development programmes.

Subsidiaries, Joint Ventures & Associates

During 2022-23, the Company acquired 25% equity stake in Cauvery Basin Refinery and Petrochemicals Limited, a company established for Setting up of a 9 MMTPA refinery project at Nagapattinam, Tamil Nadu. The Company has also incorporated a wholly owned subsidiary company in GIFT City Gujarat named IOC Global Capital Management IFSC Limited in May 2023.

As required under the provisions of the Companies Act, 2013, a statement on the performance and financial position of each of the subsidiaries, joint venture companies and associates is annexed to the Consolidated Financial Statements. The financial statements of the subsidiaries have also been hosted on the Company website www.iocl.com under the 'Financial Performance' section.

In accordance with the provisions of SEBI guidelines, your Company has framed a policy for determining material subsidiaries, which can be accessed on the Company's website at https://www.iocl.com/download/Material_Subsiary_Policy.pdf

Related Party Transactions (RPTs)

In line with the provisions of the Companies Act, 2013 & SEBI (LODR) as amended from time to time, a policy on material RPTs has been framed, which can be accessed at: https://www.iocl.com/download/RPT_Policy.pdf.

During the year, the Company had entered into transactions with related parties, which could be considered material in accordance with the policy of the Company on materiality of related party transactions. The Company has obtained the approval of Audit Committee as well as Shareholders for such material RPTs as per the provisions of the SEBI (LODR).

Further, all such RPTs were on arm's length basis and in the ordinary course of business and approved by the Audit Committee. Therefore, there is no transaction which needs to be reported in Form No. AOC-2, in terms of Section 134(3)(h) read with Section 188 of the Act and Rule 8(2) of the Companies (Accounts) Rules, 2014.

The disclosures related to RPTs in accordance with applicable accounting standards are provided at Note-37 of the Standalone Financial Statement.

Energy Conservation, Technology Absorption and Foreign Exchange Earnings and Outgo

Energy conservation is accorded utmost importance across various operations in the Company. The performance of all units is monitored on a continuous basis and efforts are made for continuous improvement by incorporating the latest technologies and global best practices. The various energy conservation measures implemented across the refineries during the year, resulted in energy saving as well as monetary saving.

In accordance with the provisions of the Companies Act, 2013, and rules notified thereunder, the details relating to Energy Conservation, Technology Absorption and Foreign Exchange Earnings and Outgo are annexed as **Annexure - IV** to the Report.

Board of Directors & Key Managerial Personnel

The following changes occurred in the Board / Key Managerial Personnel of the Company:

1. Shri S. K. Gupta, Director (Finance) ceased to be a Director w.e.f. October 03, 2022 consequent upon his appointment as Chairman & Managing Director of GAIL (India) Ltd.
2. Shri Sanjay Kaushal was appointed as Chief Financial Officer w.e.f. October 03, 2022.
3. Ms. Lata Usendi ceased to be an Independent Director w.e.f. November 06, 2022 consequent upon her completion of tenure.
4. Shri Sunil Kumar was appointed as a Government Nominee Director w.e.f. December 28, 2022.
5. Dr. Navneet Mohan Kothari, Government Nominee Director ceased to be a Director w.e.f. March 25, 2023 consequent upon his completion of tenure.
6. Shri Ranjan Kumar Mohapatra, Director (Human Resources) ceased to be a Director w.e.f. May 03, 2023 consequent upon completion of his tenure.
7. Shri D. S. Nanaware, Director (Pipelines) ceased to be a Director w.e.f. July 01, 2023 consequent upon completion of his tenure.

Shri Satish Kumar Vaduguri, Director (Marketing) is liable to retire by rotation and being eligible is proposed to be re-appointed at the forthcoming Annual General Meeting (AGM). His brief profile is provided in the notice of the AGM.

Independent Directors

The Company has received the Certificate of Independence from the Independent Directors confirming that they meet the criteria prescribed for Independent Directors under the provisions of

the Companies Act, 2013, and SEBI (LODR). The Independent Directors have confirmed that they are registered with the Database maintained by the Indian Institute of Corporate Affairs (IICA) under the Ministry of Corporate Affairs.

The Company being a Government Company, the power to appoint Directors (including Independent Directors) vests with the Government of India. The Directors are appointed by following a process as per laid down guidelines. In the opinion of the Board, the Independent Directors possess the desired expertise, experience and integrity.

A separate meeting of Independent Directors was held during the year as per the provisions of the Companies Act, 2013, and SEBI (LODR).

Board Meetings

During the year, 12 meetings of the Board of Directors were held. The details of the meetings attended by each Director are provided in the Corporate Governance Report and, hence, not repeated to avoid duplication.

Board Evaluation

The provisions of Section 134(3)(p) of the Companies Act, 2013, require a listed entity to include a statement indicating the manner of formal evaluation of performance of the Board, its Committees and of individual Directors. However, the said provisions are exempt for Government Companies as the performance evaluation of the Directors is carried out by the administrative ministry, i.e., Ministry of Petroleum and Natural Gas (MoP&NG), as per laid-down evaluation methodology.

Significant and Material Orders Passed by the Regulators or Courts

No significant and material orders were passed by the regulators or courts or tribunals, during the year that impact the going concern status of the Company and its operations in the future.

Vigil Mechanism/Whistle-Blower Policy

The Company promotes ethical behaviour in all its business activities and has put in place a mechanism for reporting illegal or unethical behaviour. The Company has established a robust Vigil Mechanism and a whistle-blower policy in accordance with the provisions of the Act and Listing Regulations. Under the whistle-blower policy, employees are free to report any improper activity resulting in violation of laws, rules, regulations, or code of conduct by any of the employees to the Competent Authority or Chairman of the Audit Committee, as the case may be. Any complaint received is reviewed by the Competent Authority or Chairman of the Audit Committee as the case may be. No employee has been denied access to the Audit Committee. The policy on Vigil Mechanism/Whistle-Blower can be accessed on the Company's website at: https://www.iocl.com/InvestorCenter/pdf/Whistle_Blower_policy.pdf.

Details of Loans/Investments/Guarantees

The Company has provided loans/guarantees to its subsidiaries, joint ventures and associates and has made investments during the year in compliance with the provisions of the Companies Act, 2013, and rules the notified thereunder. The details of such investments made, and loans/guarantees provided as on March 31, 2023 are provided in Notes No.4, 36, 37 and 42 of the Standalone Financial Statement.

Annual Return

As required under the provisions of the Companies Act, 2013, the draft Annual Return for the year 2022-23 is hosted on the Company's website and can be accessed from the link: <https://www.iocl.com/annual-return>.

Compliance with Secretarial Standards

The Company complies with the applicable Secretarial Standards issued by the Institute of Company Secretaries of India (ICSI).

Credit Rating of Securities

The credit rating assigned by rating agencies for the various debt instruments of the Company is provided in the Corporate Governance Report. As required under SEBI guidelines, the Audit Committee had a meeting with Credit Rating Agencies in March 2023.

Investor Education & Protection Fund (IEPF)

The details of unpaid/unclaimed dividends and shares transferred to the IEPF in compliance with the provisions of the Companies Act, 2013, have been provided in the Corporate Governance Report.

Material Changes Affecting the Company

There have been no material changes and commitments affecting the financial position of the Company between the end of the Financial Year and date of this report. There has been no change in the nature of the business of the Company.

Details of application made or any proceeding pending under the Insolvency and Bankruptcy Code, 2016 (31 of 2016) during the year along with their status as at the end of the Financial Year

No applications were made during the year and no proceedings are pending against the Company under the Insolvency and Bankruptcy Code 2016 (31 of 2016).

Details of the difference between the amount of the valuation done at the time of one-time settlement and the valuation done while taking a loan from the banks or financial institutions along with the reasons thereof

There were no instances of one-time settlements during the year 2022-23.

Directors' Responsibility Statement

Pursuant to Section 134(3)(c) of the Companies Act, 2013 pertaining to the Directors' Responsibility Statement, it is hereby confirmed that:

- (a) in the preparation of the Annual Accounts, the applicable accounting standards had been followed alongwith proper explanation relating to material departures;
- (b) the Directors selected such accounting policies and applied them consistently and made judgements and estimates that are reasonable and prudent so as to give a true and fair view of the state of affairs of the Company at the end of the Financial Year and of the profit and loss of the Company for that period;
- (c) the Directors took proper and sufficient care for the maintenance of adequate accounting records in accordance with the provisions of the Companies Act, 2013 for safeguarding the assets of the Company and for preventing and detecting fraud and other irregularities;
- (d) the Directors prepared the annual accounts on a going concern basis; and
- (e) the Directors laid down internal financial controls to be followed by the Company and that such internal financial controls are adequate and were operating effectively.

- (f) the Directors devised proper systems to ensure compliance with the provisions of all applicable laws and that such systems were adequate and operating effectively.

Acknowledgements

The Board would like to express its appreciation for the sincere, dedicated and untiring efforts of the employees of the Company, contract labours, and employees of business channel partners to ensure the supply of petroleum products across the country and achieving excellent performance during the year. The Board would also like to thank the Government of India, particularly the Ministry of Petroleum & Natural Gas, as well as the various State Governments, regulatory and statutory authorities, for their support as well as guidance from time to time. The Board is also thankful to all its stakeholders, including bankers, investors, members, customers, consultants, technology licensors, contractors, vendors, etc., for their continued support and confidence reposed in the Company. The Board would like to place on record its appreciation for the valuable guidance and significant contribution made by Shri S. K. Gupta, Ms. Lata Usendi, Dr. Navneet Kothari, Shri Ranjan Kumar Mohapatra and Shri D.S. Nanaware during their tenure on the Board of the Company.

For and on behalf of the Board

Sd/-

(Shrikant Madhav Vaidya)

Chairman

DIN: 06995642

Place: New Delhi

Date: July 27, 2023

Annexure-I

SC/ST/OBC Report - I

Annual Statement showing the representation of SCs, STs and OBCs as on January 1, 2023 and number of appointments made during the preceding calendar year

Name of the Public Enterprises : **Indian Oil Corporation Limited**

Groups	Representation of SCs/STs/ OBCs (As on 01.01.2023)				Number of appointments made during the calendar year 2022									
					By Direct Recruitment				By Promotion			By Deputation/Absorption		
	Total No. of Employees	SCs	STs	OBCs	Total	SCs	STs	OBCs	Total	SCs	STs	Total	SCs	STs
1	2	3	4	5	6	7	8	9	10	11	12	13	14	15
Executives														
A	18425	3140	1378	4758	1094	186	74	405	3509	613	271	-	-	-
Non-executives														
B	4493	722	462	738	-	-	-	-	317	47	21	-	-	-
C	7873	1437	611	2617	343	66	37	140	1603	286	105	-	-	-
D (Excluding Sweeper)	311	49	24	95	101	12	10	37	-	-	-	-	-	-
D (Sweeper)	-	-	-	-	-	-	-	-	-	-	-	-	-	-
Total (Executives plus Non-executives)	31102	5348	2475	8208	1538	264	121	582	5429	946	397	-	-	-

SC / ST / OBC Report - II

Annual Statement showing the representation of SCs, STs and OBCs in various group A services as on January 1, 2023 and number of appointments made in the service in various grades in the preceding calendar year

Pay Scale (in ₹)	Representation of SCs/STs/ OBCs (As on 01.01.2023)				Number of appointments made during the calendar year 2022									
					By Direct Recruitment				By Promotion			By Deputation/ Absorption		
	Total No. of Employees	SCs	STs	OBCs	Total	SCs	STs	OBCs	Total	SCs	STs	Total	SCs	STs
1	2	3	4	5	6	7	8	9	10	11	12	13	14	15
40000 - 140000	121	21	4	44	93	17	4	35	2	-	-	-	-	-
50000 -160000	2526	440	177	817	984	166	68	368	138	22	10	-	-	-
60000 - 180000	1203	190	77	358	13	2	2	2	2	1	-	-	-	-
70000 - 200000	5322	844	411	1678	No recruitment is made in this Group.				1281	211	110	-	-	-
80000 - 220000	3454	569	245	909	No recruitment is made in this Group.				556	90	50	-	-	-
90000 - 240000	2173	413	172	442	4	1	-	-	526	99	30	-	-	-
100000 - 260000	1330	247	132	276	No recruitment is made in this Group.				354	68	34	-	-	-
120000 - 280000	1243	265	103	176	No recruitment is made in this Group.				298	69	20	-	-	-
120000 - 280000	697	107	44	53	No recruitment is made in this Group.				192	31	12	-	-	-
120000 - 280000	273	37	11	3	No recruitment is made in this Group.				115	17	4	-	-	-
150000 - 300000	83	7	2	2	No recruitment is made in this Group.				45	5	1	-	-	-
Grand Total	18425	3140	1378	4758	1094	186	74	405	3509	613	271	-	-	-

Annexure - II

Highlights of CSR Activities

IndianOil's corporate social responsibility (CSR) objective is deeply embedded in its Vision/Mission statement, which emphasises the enrichment of community life, ecological balance, and heritage preservation through a strong environmental conscience. The Company's CSR focus areas consists of healthcare and sanitation, safe drinking water, education, vocational skills for employment enhancement, rural development, environmental sustainability, and the empowerment of women and socially/economically disadvantaged groups.

The primary purpose of IndianOil's CSR activities is to enhance the quality of life in diverse communities, particularly marginalised and underprivileged sections. As a responsible corporate entity, IndianOil not only ensures the uninterrupted supply of essential petroleum products and services throughout the country but also exceeds the prescribed CSR budget (2% of the average net profit of the previous three financial years) mandated by the Companies Act, 2013.

IndianOil has consistently demonstrated its unwavering commitment to CSR. The Company has sponsored and supported a wide range of community development projects, making a positive impact on numerous stakeholders across the nation with approximately 466 projects.

During 2022-23, IndianOil allocated ₹167.85 Crore (approximately 64% of the total CSR expenditure) to the thematic area of 'Health and Nutrition' out of a total expenditure of ₹264.03 Crore. This allocation aligns with the guidelines provided by the Department of Public Enterprises (DPE) for CSR expenditure by Central Public Sector Enterprises (CPSEs). IndianOil's dedication to the upliftment of aspirational districts is evident, as the Company spent ₹34.30 Crore in 42 Aspirational Districts during the same period assigned by the DPE.

Key CSR initiatives during 2022-23

The details of major CSR activities during the year are as under:

Cheetah introduction project

Under the species recovery program of the Government of India (GoI), species which become extinct are restored in their historic natural habitat. To restore the Cheetah, which had become extinct in India in 1952, Kuno National Park (KNP), Madhya Pradesh is the first site in India selected by the Ministry of Environment Forests and Climate Change (MoEF&CC) for Cheetah Introduction Project. IndianOil supported National Tiger Conservation Authority (NTCA) for cheetah habitat management, eco development, community support and veterinary healthcare.



Actions that matter, impact that lasts - IndianOil CSR

Intensive TB Elimination Project

As per the WHO report, every year 10 Million people fall ill with tuberculosis (TB). About one-quarter of the world's population has TB infection and One-fourth of the global incident TB cases occur in India annually. In line with the vision of the Prime Minister, the Government of India is committed to eradicate TB by 2025, five years ahead of UN Sustainable Development Goals.

IndianOil along with the Central TB Division (CTD), MoH&FW and the states of Uttar Pradesh, Chhattisgarh, Maharashtra & Uttarakhand is working towards achieving the TB elimination goal. Under the project, IndianOil is supplementing the efforts of GoI in the above mentioned 4 states for early diagnosis of TB. The project includes provision of 251 Molecular diagnostic machines, 49 handheld X-ray machines, 18 mobile medical vans for diagnosis of TB and running Active case finding campaign at an estimated total cost of about ₹ 79.0 Crore. The project is expected to touch lives of around 4 Lakh patients in the 4 states annually.



MoU signing ceremony between IndianOil, Central TB Division and the states of Uttar Pradesh and Chhattisgarh for Intensive TB Elimination Project

Comprehensive Cancer Care

According to the report released by the ICMR and the Bengaluru-based National Centre for Disease Informatics and Research, the number of cancer cases in India was estimated to be 14.6 lakh in 2022 and may increase to 15.7 lakh by 2025. IndianOil being a responsible corporate has come up with a focused approach towards providing affordable cancer care treatment to the society. In the last few years, IndianOil has contributed towards phase-II expansion of Tata Medical Centre at Kolkata, provided various cancer care equipment at hospitals in Delhi, Barpeta, Muzzafarpur, Varanasi, Sangrur, Mumbai, Vizag, Guwahati, etc. amounting to about ₹ 125 Crore. During 2022-23, IndianOil provided various cancer care equipments to Sir Ganga Ram Hospital, New Delhi; Barpeta Cancer Centre, Barpeta; Mahamana Pandit Madan Mohan Malaviya Cancer Centre, Varanasi; Dr. B Barooah Cancer Institute, Guwahati; Homi Bhabha Cancer Hospital, Visakhapatnam and Homi Bhabha Cancer Hospital, Muzaffarpur. The cancer care equipments provided to these 6 hospitals shall touch lives of around 68,000 patients annually.



Robotic equipment for cancer surgery installed at Sir Ganga Ram Hospital, New Delhi

Assam Oil School of Nursing, Digboi, Assam

As per Indian Nursing Council records, the nurse-population ratio in the country at present is 1.96 nurses per 1000 population. To meet the growing demand for healthcare in India, and to create stable career and livelihood opportunities for young underprivileged girls, the Assam Oil School of Nursing (AOSN) was established in Digboi in 1986 with dual objective; to provide quality education and training for aspiring nurses and to ensure an adequate supply of qualified nurses in the country.



Students at Assam Oil School of Nursing, Digboi, Assam

AOSN, the flagship programme of IndianOil, offers a 3-year diploma program in General Nursing and Midwifery (GNM) for young girls, enrolling 30 students annually. Additionally, since 2014, the school has been admitting 30 students each year for its 4-year B.Sc. (Nursing) course. During the academic year 2022-23, 30 girls were enrolled in the GNM course, while 22 girls were admitted to the B.Sc. (Nursing) program.

Since its inception, the AOSN has successfully trained and graduated 526 students from the GNM course and 145 students from the B.Sc. (Nursing) course, all of whom have achieved 100% placement records. The Assam Oil School of Nursing plays a vital role in bridging the gap in the availability of qualified nursing personnel in India while empowering young girls by providing them with valuable education and career opportunities with special focus on North Eastern Region.

IndianOil Vidushi

The IndianOil Vidushi project, exemplifies the profound impact of investing in a girl's education. As part of this initiative, underprivileged girls who have completed their class XII education receive specialised coaching and mentoring to help them excel in competitive examinations such as JEE Mains, JEE Advanced, and other Central and State Engineering College Entrance Examinations. Since its inception, the project has made a significant difference in the lives of deserving girls.

The selection process involves written tests and personal interviews based on merit-cum-means criteria, with a maximum of 120 girls chosen out of all applicants for Bhubaneswar, Patna, Noida, and Jaipur. IndianOil bears the entire cost of specialised coaching, study materials, boarding, food, consumables, blankets, hygiene kits, dresses, and health insurance for the selected girls.

Since inception of the program 532 girls have been coached out of which 54 girls secured admissions in IITs, 93 Girls in NITs and 153 girls got admitted to other govt. college. Out of 119 girls coached in 2022-23, 68 have cleared JEE mains. The project also offers scholarships to students who successfully secure admission to IITs, NITs, and government engineering colleges, providing financial support throughout their four-year undergraduate programs. The scholarship amount is ₹5,000 per month for students in IITs and NITs, while students enrolled in other government engineering colleges receive ₹4,000 per month. Since inception 197 girls have been awarded with Vidushi Scholarships. The IndianOil Vidushi project embodies the commitment of IndianOil towards empowering and enabling underprivileged girls to pursue higher education in engineering, creating a positive ripple effect in their lives, communities, and the nation as a whole.



Students of the IndianOil Vidushi programme, Bhubaneswar Centre receiving laptops and accessories for online classes

IndianOil Aarogyam

With the objective to deliver primary healthcare services directly to people's doorsteps, particularly in rural areas, 'IndianOil Aarogyam' project was launched during 2018-19, as a flagship Corporate Social Responsibility (CSR) initiative. To achieve this objective, twelve Mobile Medical Units (MMUs) have been deployed, each comprising a 4-member medical team consisting of a Doctor, Nurse, Nursing Attendant, and Driver-cum-Community Mobilizer. These MMUs operate in the vicinity of three Refinery Units located in Mathura (Uttar Pradesh), Bongaigaon (Assam), and Paradip (Odisha).

The primary focus of the MMUs is to conduct comprehensive health screenings, provide basic diagnostic services, and deliver medical treatment to the residents of more than 144 villages situated near the three Refinery Units. Since its inception the scheme has covered over 12.5 Lakh patients. During the period of 2022-23, the target geographies witnessed a substantial patient footfall of approximately 2.51 Lakh individuals, out of which around 1.03 Lakh were female patients. This highlights the project's commitment to catering to the healthcare requirements of women

in these areas, ensuring equal access to quality medical services. The Mobile Medical Units, equipped with a skilled medical team, the project contributes significantly to improving the overall well-being of the communities residing near the Mathura, Bongaigaon, and Paradip Refinery Units.



MMU treating patients at Malanda, a village in Jagatsinghpur, Odisha

Institute of Chemical Technology, Mumbai-IndianOil Odisha Campus (ICTM-IOC), Bhubaneswar, Odisha

Institute of Chemical Technology, Mumbai-IndianOil Odisha Campus (ICTM-IOC) is an esteemed educational institution located in Bhubaneswar, Odisha, India. Established in collaboration with Indian Oil Corporation Limited (IndianOil) and the Institute of Chemical Technology (ICT), Mumbai, its primary objective is to provide high-quality education and research opportunities in the field of chemical technology.

ICTM-IOC is a branch campus of the Institute of Chemical Technology, Mumbai, which is renowned for its excellence in chemical engineering and technology. Through the partnership between IndianOil and ICT, this state-of-the-art facility in Bhubaneswar was established to meet the growing demands of the chemical industry in eastern India.

The institutes offers undergraduate, postgraduate, and doctoral programs across various disciplines of chemical engineering and technology. The curriculum is designed to provide students with a strong foundation in core subjects while offering specialised knowledge in areas such as petroleum refining, petrochemicals, polymers, and energy management. The courses are developed to ensure students receive industry-relevant education that aligns with the latest advancements in the field.

ICTM-IOC takes pride in its distinguished faculty, comprising experienced professors and industry experts actively engaged in research and consultancy projects. The institute is equipped with state-of-the-art laboratories and research facilities that provide students with hands-on training and exposure to cutting-edge technologies. The emphasis on practical learning enables students to develop a robust understanding of theoretical concepts and their real-world applications.

The Institute is offering 5-year integrated M. Tech, 2-year full time M. Tech, 2-year Executive M. Tech and PhD in chemical engineering and technology. ICTM-IOC prepares students to become skilled professionals and contribute to the growth of the chemical industry in India. The institute aims to conduct high-end research in chemical engineering, petrochemicals, textiles, pharmaceuticals, and energy, ultimately becoming a world-class Center of Excellence in Chemical Engineering & Technology.

IndianOil contributed ₹ 12.01 Crore during 2022-23 out of the total planned expenditure of ₹ 51.83 Crore towards development of **Namo Ghat** which includes development of Ghat area; infrastructure creation for public conveniences; cafeteria; water sports area; Multipurpose area; visitors lounge; Visarjan Kund; Approach road; etc



Institute of Chemical Technology, Mumbai-IndianOil Odisha Campus (ICTM-IOC), Bhubaneswar

Development of Namoghat by IndianOil Foundation (IOF)

IndianOil contributed towards IndianOil Foundation (IOF) for development in and around historical sites at Varanasi - Namoghat. IndianOil contributed ₹ 12.01 Crore during 2022-23 out of the total planned expenditure of ₹ 51.83 Crore towards development of Namoghat which includes development of Ghat area; infrastructure creation for public conveniences; cafeteria; water sports area; multipurpose area; visitors lounge; Visarjan Kund; Approach road; etc. It is expected that about 5000 tourists will visit the ghat daily post completion of the project and shall be able to avail the benefits of the facilities created.



Namoghat developed by IOF under Phase-I, Phase-II is under development

Swarna Jayanti Samudayik Hospital, Mathura, Uttar Pradesh

Swarna Jayanti Samudayik Hospital, located in Mathura, Uttar Pradesh, stands as a testament to IndianOil's unwavering commitment to providing quality healthcare services to the community.

Since its inception in 1999, the 50 bedded facility has been instrumental in providing comprehensive medical care to the people of Mathura and its neighbouring areas.

The hospital is equipped with modern infrastructure and cutting-edge medical facilities to ensure high-quality healthcare services. It houses well-equipped operation theater, diagnostic laboratory, intensive care unit, and specialised departments for various medical disciplines. The hospital provides primary healthcare services, including general medicine, pediatrics, gynecology, and dermatology. It also offers specialised care in areas such as ophthalmology, orthopedics, cardiology, and dentistry. The hospital further extends its support to the community by conducting health camps, awareness programs, and medical check-ups on a regular basis.

The hospital actively engages with the local community to promote healthcare awareness and preventive measures. The hospital conducts health camps in nearby villages, where free medical check-ups and consultations are provided to underprivileged individuals. Additionally, awareness programs on topics like hygiene, sanitation, nutrition, and family planning are organised to empower the community with essential health-related knowledge. The hospital treats an average of over 45000 patients every year. Beyond medical services, the hospital also plays a crucial role in addressing emergency situations and providing relief during natural calamities. Swarna Jayanti Samudayik Hospital stands as a shining example of how corporate entities can contribute meaningfully to society by addressing the pressing healthcare needs of the community.



Swarna Jayanti Samudayik Hospital, Mathura, UP

Assam Oil Division Hospital, Digboi, Assam

Commissioned in 1901, Digboi Refinery holds the distinction of being India's oldest functioning refinery and one of the world's oldest operating refineries.

The AOD Hospital in Digboi was established in 1906 as a basic healthcare facility for employees, has evolved into a modern multi-specialty hospital serving not only IndianOil personnel and their families but also communities in the remote northeastern region of India. Over the years, the hospital has undergone significant development, with upgrades such as increased bed capacity, the introduction of preventive and primitive healthcare services, and the establishment of specialised units.

Over the years, the hospital's technological capabilities have been enhanced with the inclusion of modern diagnostic equipment such as CT scan systems, mammography, digital X-ray, and blood analyzers. It also offers specialised treatments such as laparoscopic surgery, burn care, telemedicine consultations, and substance abuse treatment.

In addition to its core services, the AOD Hospital actively engages in community health camps and initiatives to promote public education and awareness. The hospital treats an average of over 6500 patients every year. The hospital's commitment to excellence and its significant contributions to healthcare in the region have earned it praise and recognition from visitors and stakeholders alike.



Assam Oil Division Hospital, Digboi, Assam

In addition to its core services, the AOD Hospital actively engages in community health camps and initiatives to promote public healthcare and awareness. The hospital treats an average of over **6,500** patients every year

IndianOil Sports Scholarship Scheme

The IndianOil Sports Scholarship Scheme intends to support and nurture the sporting talents of young athletes in India. The scheme aims to identify and provide financial assistance to promising sports enthusiasts across various disciplines, helping them achieve their full potential in sports. Under the Scheme, deserving athletes are selected based on their performance and potential in their respective sports. The scholarship offers financial support to cover training expenses, coaching fees, equipment costs, and other necessary requirements to enhance their sporting journey.

The scheme has been instrumental in nurturing and grooming numerous talented athletes who have gone on to represent the country at various national and international sporting events. Many scholarship recipients have achieved remarkable success and brought glory to the nation in their respective sports. During 2022-23, 243 sports persons benefited with the scheme out of which 121 were females.

By supporting young athletes, the scheme aims to create a strong sports culture in India and inspire more individuals to pursue sports at a professional level. It encourages the youth to excel in their chosen disciplines and provides them with the necessary resources and opportunities to compete at the highest level. It empowers young athletes to realise their sporting dreams and contribute to the growth of sports in the country.



Sports Scholars: Left to right (Top row): Kaushik (Basketball), Mahi Siwach (Boxing), Harshvardhan (Chess); Left to right (Bottom row): Tanya Chaudhary (Athletics), Krish Tyagi (Tennis), Suhana Saini and Avani Tripathi (Table Tennis)

Compressed Biogas Plant at Hingonia, Jaipur

Hingonia Cattle Rehabilitation Centre (HCRC) at Jaipur was set up by the Government of Rajasthan to provide shelter to stray, old, abandoned, unproductive and infirm cattle roaming in the cities. It is one of the largest Gaushala in the state, which is spread over an area of 500 acres, which is owned by Jaipur Municipal Corporation (JMC). At present, the Gaushala is providing shelter to about 22,000 cattle-heads who are taken care by a team of 17 veterinarians and 30 livestock assistants.

To tackle the problem arising due to open dumping of cattle dung, which led to methane emission, IndianOil has setup a 100 tons per day cattle dung to Compressed Bio Gas Plant. The CBG produced

from the Plant is being utilised in preparation of mid-day meal for around 1 Lakh children and homeless people. The manure is used for in-house green-belt development. It is the largest Cattle Dung based Biogas Plant in India. Production of the green fuel Compressed Bio gas shall mitigate emissions from landfills, waste, etc. as well as provide a green alternative fuel thereby achieving the Net-Zero targets.



100 TPD Compressed Biogas Plant at Hingonia, Jaipur

IndianOil Madhur Muskaan

About 35,000 children are born with cleft deformity annually in India. In the North East India, around 1500 to 1600 children are born with cleft deformity every year. Though cleft is a correctable deformity, yet access to quality care and treatment is very low. IndianOil in association with Mission Smile, Guwahati undertook the project of corrective surgery to the patient suffering from craniofacial deformities. Mission Smile has set up a state-of-the-art comprehensive Cleft Care Centre at Mahendra Mohan Choudhury Hospital in Guwahati, where they are providing comprehensive treatment to the cleft patients. Since 2016, IndianOil has supported over 1000 corrective surgeries. The all expense covered program is helping children of Assam and Meghalaya to lead a normal life. Considering the overwhelming results, the project was replicated at Ranchi, Jharkhand during 2022-23 under which 200 corrective surgeries were conducted.



4 year old, Kartik Gorai, was operated for bilateral cleft lip

IndianOil Medha Chhatravritti Yojna

The IndianOil Medha Chhatravritti Yojna intends to support and encourage meritorious girls students in India. The scheme aims to reward 75 girl toppers from 30 state and national boards for their outstanding academic performance and motivates them to excel academically

Under the scheme each girl is awarded with a one time scholarship of ₹ 10,000. The scheme recognises and rewards their hard work, dedication, and outstanding achievements in the field of education. The scheme aims to create an environment where bright girls are not deprived of quality education due to financial constraints.

The IndianOil Medha Chhatravritti Yojna has benefited girls 3490 girls across the country in last 2 years, For 2022-23, 1884 girls who outperformed in academic session 2021-22 were awarded with the meritorious scholarship. By promoting education and supporting deserving students, the IndianOil Medha Chhatravritti Yojna plays a significant role in reducing the dropouts and increasing women participation in higher education, which in turn helps in the overall progress and advancement of the country.



Medha Chhatravritti Yojna: Distribution of certificates of excellence and scholarships to meritorious girl students of Class X, Jharkhand Board

Project Aarogya Vardhini

In collaboration with Healthcare Technology Innovation Centre (HTIC) at IIT Madras, IndianOil undertook the project to upgrade the medical equipment catering to infant care in rural Primary Health Centres in Kallakurichi, Virudhunagar, Villupuram, Madurai in Tamil Nadu. Prevention of new-born deaths requires skilled care and demands flexible and responsive systems of intervention. Various equipment such as Smart infant growth scale which gives accurate measurements for recording infant weight, height, and head circumference, Fever watch for accurate measurements of temperature and continuous monitoring were provided. These are usually taped to the abdomen of the babies and the readings can be tracked by the mother as well as healthcare workers. The devices provided are Wi-Fi and Bluetooth enabled with easily transferrable data as opposed to the regular devices available where the readings are taken manually and then entered. The project is benefitting 1500 mothers annually.



Neonatal care and early intervention of infants under Project Arogya Vardhini to reduce infant mortality in Tamil Nadu

Project Vayu Amrit

To address the issue of stubble burning in Punjab, IndianOil implemented a crop residue management project in Sangrur, Punjab. The project is implemented in 9 villages covering 22,900 acres of land and more than 3530 farmers. The project is envisaged as a step to mitigate air pollution in the Northern parts of India, especially during the months of October & November.

The project involves identifying the root cause of the problem, formation/identifying the Farmer Co-operatives, creating awareness for farmers, providing tool/equipment/machinery banks to the Co-operatives, availability of machinery services to the farmers at nominal hiring charges, community awareness through various means, employee volunteering etc. The equipment facilitates the farmers to make use of the stubble/crop residue in various ways instead of burning. After the implementation of project, 90% of the land covered under the project was sown through adoption of alternative methods without burning and 48,652 tons of rice straw was not burnt reducing Global Warming Impact of 43.9 KT of Carbon Dioxide (CO₂) equivalent.



Machineries handed over to the Gram Panchayat, Nagri, under the Project Vayu Amrit

Project Kisan Aadhar

The project aims to distribute free seeds for Kharif season crops to small and marginal farmers in the drought-prone talukas of Aurangabad region of Maharashtra. Free seeds were provided to 10,000 small & marginalised farmers (having land below 5 acres) from the drought-prone areas of Aurangabad region. Based on the principle of multi cropping, each farmer was given 1 bag (450gm) of cotton seeds, 2 bags (4kg each) of maize seeds & 1 bag (1.5 kg) of bajra seeds. The objective of the project is to enable the farmers in opting multi-crop by providing genuine and quality seeds, which is essential for better crop yield and helping reduce their farming cost while increasing their income.



Kisan Aadhar: Distribution of free seeds to farmers of Aurangabad region, Maharashtra

Project Garima

To promote good menstrual health among the underprivileged girls in various districts of Delhi, Haryana, UP & Rajasthan, IndianOil is implementing the Menstrual Hygiene Management Initiative. The project includes installation of 150 Automatic Sanitary Napkin Vending Machines and 50 Sanitary Napkin Incinerators in 41 Govt. Girls' Schools in these 4 states. A total of 21,350 girls shall be benefitted from the initiative. 25 nos. of menstrual hygiene awareness programs were organised for eradicating the age long taboo attached to menstruation. Each Vending machine holds 540 packets and each packet contains 3 sanitary pads. The packets are made available to the girls at subsidised rates/for free through vending machines. The revenue generated by the school is used to top-up next lot of sanitary pads.



Automatic sanitary napkin vending machines installed at Sarvodaya Vidyalaya, Jaunti, Delhi

Solar Tentacle Fencing at Kaundinya Wildlife Sanctuary

Kaundinya Wildlife sanctuary in Andhra Pradesh is home to a large population of Asian elephants. Due to human population residing in nearby areas of the forest land, there has been continuous rise in the human-elephant conflicts leading to human and elephant deaths along with loss and damage to crops and property.

To mitigate the human-elephant conflicts, IndianOil collaborated with Andhra Pradesh Forest Department for conducting conflict mitigation workshops for the villagers, specialised training for forest rangers/mahouts and erection of tentacle hanging solar fencing at vulnerable stretches to restrict Elephants movement into human habitations and agriculture farm-lands. Tentacle hanging solar fencing consists of steel wires hung in a row from a three-metre-high horizontal overhead wire supported by posts on both ends. The wires are connected to a solar power system and elephants get a mild irritation if they try to cross through the hanging wires. The electric fence is non-lethal and acts as a psychological barrier rather than a physical one. When the fencing wires are cut or tampered with, a built-in alarm immediately alerts the monitoring personnel and the security authorities. Around 5 km of vulnerable stretch was identified and solar fencing has been successfully erected.



Solar Tentacle Fencing installed at Kaundinya Wildlife Sanctuary, Chittoor, AP

ANNUAL REPORT ON CSR ACTIVITIES

1. A brief outline of the Company's CSR policy

IndianOil's CSR initiatives are guided by its corporate vision of caring for environment and community. IndianOil believes that CSR is its continuing commitment to conduct business in a responsible and sustainable manner and contribute to the economic well-being of the country. It also helps to improve the quality of life of local communities residing in the vicinity of its establishments and the society at large.

IndianOil's Sustainability & Corporate Social Responsibility (S&CSR) vision is to operate its activities in providing energy solutions to its customers in a manner that is efficient, safe & ethical, which optimises the impact on environment and enhances quality of life of the community, while ensuring sustainable growth of business and the nation.

2. Composition of the CSR & Sustainable Development Committee as on 31.03.2023

Sl. No.	Name of Director	Designation / Nature of Directorship	Number of meetings of CSR Committee held during the year	Number of meetings of CSR Committee attended during the year
1	Ms. Lata Usendi (upto 05.11.2022)	Independent Director & Chairperson of the Committee	4	4
2	Dr. Dattatreya Rao Sirpurker	Independent Director & Chairman of the Committee	6	6
3	Dr. (Prof.) Ashutosh Pant	Independent Director & Member of the Committee	6	6
4	Shri Ranjan Kumar Mohapatra	Director (Human Resources) & Member of the Committee	6	5
5	Shri Sandeep Kumar Gupta (upto 03.10.2022)	Director (Finance) & Member of the Committee	4	4
6	Shri Satish Kumar Vaduguri	Director (Marketing) & Member of the Committee	6	6
7	Shri Sujoy Choudhury	Director (Planning & Business Development) & Member of the Committee	6	4
8	Shri Sanjay Kaushal (w.e.f. 04.10.2022)	Chief Financial Officer & Member of the Committee	2	2

3. Provide the web-link where Composition of CSR committee, CSR Policy and CSR projects approved by the board are disclosed on the website of the Company

Composition of CSR&SD committee:	https://iocl.com/InvestorCenter/PDF/Board-Committees.pdf
Sustainability & CSR Policy:	https://iocl.com/download/IndianOils_Sustainability_and_CSR_Policy.pdf
CSR projects approved by the Board:	https://iocl.com/pages/board-approved-csr-projects

4. Provide the executive summary along with web-link(s) of Impact Assessment of CSR Projects carried out in pursuance of sub-rule (3) of rule 8, if applicable

In pursuance of sub-rule (3) of rule 8 of the Companies (Corporate Social Responsibility Policy) Rules, 2014, the executive summary of Impact Assessment of the CSR projects is provided below:

Executive Summary of Impact Assessment

IndianOil has been working with the communities and geographies where it operates by supporting numerous initiatives connected with health, family welfare, education, environment protection, potable water, sanitation, empowerment of women and other marginalised groups. Six

CSR projects implemented by IndianOil were picked for an impact evaluation to understand and evaluate the direct and indirect impacts created across beneficiary and stakeholder groups.

The study of these 6 projects were conducted by Deloitte Touche Tohmatsu India LLP on behalf of IndianOil. The study included interaction with beneficiaries that were selected using random sampling strategy with a probability proportionate to size method. The data collection process was executed by physical visits to the relevant project sites to interact with relevant stakeholders and beneficiaries based on the nature of the project. Summary of the assessment report is as under:

IndianOil Vidushi

IndianOil Vidushi scheme has encouraged higher education among girl children by providing them free of cost coaching and mentoring for State and National level Engineering Examinations. The study reflects that the support offered by IndianOil had enabled the beneficiaries' access to quality education and enhance income opportunities. As a result, over 80% (in 2018-19) and 67% (in 2019-20) of students qualified for JEE mains. ~73% (in 2018-19) and 65% (2019-20) got admission to IIT/NIT/Government Institutes. In 2020-21, 78% cleared the JEE Mains and 70% got admissions in IIT/NIT/other government colleges. The economic aid offered by the program has contributed and created more equal opportunities for students from all types of backgrounds inclusively. The program has seen 22% GEN, 21% OBC, 19% SC and 38% ST category enrolment.

Assam Oil Division Hospital, Digboi, Assam

The hospital has been providing healthcare services to the villages/communities in and around Digboi and been found impactful. The study found that most of the respondents were extremely satisfied with the treatment they were receiving either free of cost, or at a subsidised cost. More than 16000 outside patients were treated in 2018-19 and 2019-20 whereas ~4100 outside patients were treated at the hospital in 2020-21. The hospital remains the most preferred choice for the communities including the marginalised and vulnerable other than IndianOil employees and their dependents. Approximately 91% of the respondents expressed satisfaction with the medical services received and only 9% felt the need to visit other hospital due to lack of availability of beds, staff, and specialised treatment.

Swarna Jayanti Samudayik Hospital (SJSH), Mathura

SJSH is a 50 bedded facility with 10 beds reserved exclusively for patients Below Poverty Line (BPL). Additionally, 54 beds were added in the year 2021, in view of the surge in COVID cases across the nation, SJSH was temporarily converted into a COVID Hospital. The hospital offers treatment facility for public at a very nominal rate compared to any other private hospital in the region. More than 30,000 patients were treated in 2020-21 and more than 1.5 Lakh patients since 2018. Out of all the beneficiaries, 56% have annual income of less than ₹ 1.5 Lakh. Under this initiative BPL families are given free treatment.

Impact Assessment Reports are disclosed on the website of Company at following URL:

<https://iocl.com/pages/Impact-Assessment-Reports>

5. (a) Average net profit of the Company as per sub-section (5) of section 135: ₹ **17,553.43 Crore**
- (b) Two percent of average net profit of the Company as per sub-section (5) of section 135: ₹ **351.07 Crore**
- (c) Surplus arising out of the CSR Projects or programmes or activities of the previous financial years: **Nil**
- (d) Amount required to be set off for the Financial Year, if any: ₹ **93.52 Crore**
- (e) Total CSR obligation for the Financial Year ((b)+(c)-(d)): ₹ **257.55 Crore**

Installation of rainwater harvesting systems in Government primary schools in Vadodara, Gujarat

Installation of rooftop rainwater harvesting units in government schools has enabled groundwater recharge with limited efforts of only maintenance of the units and has also improved the quality of water by reducing hardness. Vadodara became the first district in the country to harvest rainwater in all government primary and secondary schools including the rural areas of the district. Under this initiative, all 732 government schools were covered, wherein rainwater harvesting system were installed. The rainwater harvesting model has the potential to collect a cumulative 1000-1200 Lakh litre rainwater.

'Nai Disha': Provision of dual desk benches in 24 Govt. schools at Ranga Reddy district of Telangana

The donated benches to the schools that have limited infrastructure for students added value by making schools more attractive for students in the local region, as a result of IndianOil's intervention. The initiative of IndianOil provided benefits to around 1500 students in the schools in Ranga Reddy District that are owned and operated by the Zila Parishad. The high school students (8th standard to 10th standard mostly) are the beneficiaries. Parents begun to have faith in the schools for offering fundamental infrastructure. These benches were made by the inmate of Chanchalguda Jail in Hyderabad who were offered daily wage for the services rendered during period of sentence. It developed confidence in Central Jail inmates that they can acquire skills to maintain a stable livelihood.

Support to Mother's milk bank in Dharmapuri, Tamil Nadu

The Mother Milk Bank has helped in reducing the infant mortality amongst pre-term babies. Additionally, babies with sick mothers also receive the donated milk. The healthcare offered to the infants is appreciated by the families and the donors of mother's milk. More than 12,300 donors have accessed the facility to donate the milk benefitting around 3900 infants admitted to the hospital. The initiative has educated the mothers and family members about the importance of maternal care. The technology products supplied under the CSR initiative of IndianOil are having direct and indirect impact on the lives that are saved in the facility.

6. (a) Amount spent on CSR Projects (both Ongoing Project and other than Ongoing Project): ₹ 251.23 Crore
- (b) Amount spent on Administrative Overheads: ₹ 12.56 Crore
- (c) Amount spent on Impact Assessment, if applicable: ₹ 0.24 Crore
- (d) Total amount spent for the Financial Year ((a)+(b)+(c)): ₹ 264.03 Crore
- (e) CSR amount spent or unspent for the Financial Year:

Total Amount Spent for the Financial Year.	Amount Unspent				
	Total Amount transferred to Unspent CSR Account as per section 135(6).		Amount transferred to any fund specified under Schedule VII as per second proviso to section 135(5).		
	Amount.	Date of transfer.	Name of the Fund	Amount.	Date of transfer
₹ 264.03 Crore	Nil	NA	Nil	Nil	NA

- (f) Excess amount for set off, if any

Sl. No.	Particular	Amount
(i)	Two percent of average net profit of the Company as per section 135(5) (after set-off from previous Financial Year)	₹ 257.55 Crore
(ii)	Total amount spent for the Financial Year	₹ 264.03 Crore
(iii)	Excess amount spent for the Financial Year [(ii)-(i)]	₹ 6.48 Crore
(iv)	Surplus arising out of the CSR projects or programmes or activities of the previous financial years, if any	Nil
(v)	Amount available for set off in succeeding financial years [(iii)-(iv)]	₹ 6.48 Crore

7. (a) Details of Unspent CSR amount for the preceding three financial years:

Sl. No.	Preceding Financial Year.	Amount transferred to Unspent CSR Account under section 135 (6)	Balance Amount in Unspent CSR Account under section 135 (6)	Amount spent in the reporting Financial Year	Amount transferred to any fund specified under Schedule VII as per second proviso to section 135(5), if any.			Amount remaining to be spent in succeeding financial years	Deficiency, if any
					Name of the Fund	Amount	Date of transfer		
1	2021-22	Nil	Nil	Nil	Nil	Nil	Nil	Nil	Nil
2	2020-21	Nil	Nil	Nil	Nil	Nil	Nil	Nil	Nil
3	2019-20	Nil	Nil	Nil	Nil	Nil	Nil	Nil	Nil

Extraordinary Performance, Robust Transition

8. Whether any capital assets have been created or acquired through Corporate Social Responsibility amount spent in the Financial Year: **No capital Asset was created/acquired in the books of account of the Company during 2022-23 through CSR Spent.**

If Yes, enter the number of Capital assets created/ acquired: **Not applicable**

Furnish the details relating to such asset(s) so created or acquired through Corporate Social Responsibility amount spent in the Financial Year:

Sl. No.	Short particulars of the property or asset(s) [including complete address and location of the property]	Pincode of The property or asset(s)	Date of creation	Amount of CSR amount spent	Details of entity/Authority/beneficiary of the registered owner		
					CSR Registration Number, if applicable	Name	Registered address
1	-	-	-	-	-	-	-
2	-	-	-	-	-	-	-

9. Specify the reason(s), if the Company has failed to spend two per cent of the average net profit as per section 135(5). **Not applicable**

Sd/-

(Sujoy Choudhury)

Director (P&BD)

& holding additional charge of Director (HR),

& Member of CSR&SD Committee

Sd/-

(Dr. Dattatreya Rao Sirpurker)

Independent Director

& Chairman of CSR&SD Committee

Annexure - III

FORM MR-3

SECRETARIAL AUDIT REPORT

FOR THE YEAR ENDED MARCH 31, 2023

{Pursuant to Section 204(1) of the Companies Act, 2013 and rule 9 of the Companies (Appointment and Remuneration of Managerial Personnel) Rules, 2014}

To,
The Members,
INDIAN OIL CORPORATION LIMITED
Indian Oil Bhavan,
G-9, Ali Yavar Jung Marg,
Bandra (East),
Mumbai - 400051

We have conducted the Secretarial Audit of the compliance of applicable statutory provisions and the adherence to good corporate practices by **INDIAN OIL CORPORATION LIMITED (CIN: L23201MH1959GOI011388)** (hereinafter called "the Company"). The Secretarial Audit was conducted in a manner that provided us a reasonable basis for evaluating the corporate conduct/statutory compliance and expressing our opinion thereon.

Based on our verification of the Company's books, papers, minutes books, forms and returns filed and other records maintained by the Company and also the information provided by the Company, its officers, agents and authorised representatives during the conduct of Secretarial Audit, we hereby report that in our opinion, the Company has, during the audit period covering the year ended on March 31, 2023, complied with the statutory provisions listed hereunder and also that the Company has proper Board processes and compliance mechanism in place to the extent, in the manner and subject to the reporting made hereinafter.

We have examined the books, papers, minute books, forms and returns filed and other records maintained by the Company for the audit period April 01, 2022 to March 31, 2023, according to the provisions of:

- (i) The Companies Act, 2013 and the Rules made thereunder;
- (ii) The Securities Contracts (Regulation) Act, 1956 and the Rules made thereunder;
- (iii) The Depositories Act, 1996 and the Regulations and Bye-laws framed thereunder;
- (iv) Foreign Exchange Management Act, 1999 and the Rules and Regulations made thereunder to the extent of Foreign Direct Investment, Overseas Direct Investment and External Commercial Borrowings;
- (v) The following Regulations and Guidelines prescribed under the Securities and Exchange Board of India Act, 1992 ('SEBI Act'):-
 - (a) The Securities and Exchange Board of India (Substantial Acquisition of Shares and Takeovers) Regulations, 2011;
 - (b) The Securities and Exchange Board of India (Prohibition of Insider Trading) Regulations, 2015;
 - (c) The Securities and Exchange Board of India (Issue of Capital and Disclosure Requirements) Regulations, 2018;
 - (d) The Securities and Exchange Board of India (Issue and Listing of Non-Convertible Securities) Regulations, 2021;
 - (e) The Securities and Exchange Board of India (Registrars to an Issue and Share Transfer Agents) Regulations, 1993 regarding the Companies Act and dealing with client;
 - (f) The Securities and Exchange Board of India (Share Based Employee Benefits and Sweat Equity) Regulations, 2021 **(Not applicable to the Company during the period under review);**
 - (g) The Securities and Exchange Board of India (Delisting of Equity Shares) Regulations, 2009 **(Not applicable to the Company during the period under review);**
 - (h) The Securities and Exchange Board of India (Buyback of Securities) Regulations, 2018 **(Not applicable to the Company during the period under review);**
 - (i) Securities and Exchange Board of India (Depositories & Participants) Regulations, 2018 **(To the extent applicable)**
- (vi) Guidelines on Corporate Governance for Central Public Sector Enterprises issued by the Department of Public Enterprises (DPE), Ministry of Finance, Government of India.
- (vii) The following Acts and the Rules made thereunder pertaining to Oil and Gas business, as applicable to the Company:-
 - a) The Petroleum Act, 1934;
 - b) The Oil Fields (Regulation and Development) Act, 1948;
 - c) The Oil Industry (Development) Act, 1974;
 - d) Mines and Minerals (Regulation and Development) Act, 1957
 - e) The Energy Conservation Act, 2001;
 - f) The Petroleum & Natural Gas Regulatory Board Act, 2006;
 - g) Petroleum & Mineral Pipelines (Acquisition of Rights of User in Land) Act, 1962;
 - h) The Petroleum & Natural Gas Rules, 1959;

We have also examined compliance with the applicable provisions & clauses of the following:

Extraordinary Performance, **Robust** Transition

- (i) Secretarial Standards issued by the Institute of Company Secretaries of India;
- (ii) Securities and Exchange Board of India (Listing Obligations and Disclosure Requirements) Regulations, 2015 (**SEBI (LODR)**);

During the period under review the Company has complied with the provisions of Act, Rules, Regulations, Guidelines etc. except as mentioned below:

- a) Regulation 17 (1)(a) of SEBI (LODR), regarding the requirement of having at least one Woman Independent Director for the period November 06, 2022 to March 31, 2023.**
- b) Regulation 17(1)(b) of SEBI (LODR), regarding the requirement of having at least half of the Board of Directors as Independent Directors for the period April 01, 2022 to October 03, 2022 & November 06, 2022 to March 31, 2023.**
- c) In view of exemption provided to Government Companies, vide notification dated June 05, 2015 issued by Ministry of Corporate Affairs, from complying with the provision of Section 134(3)(p) of the Companies Act 2013, the Company has not complied with Regulation 17(10) of the SEBI (LODR) which requires performance evaluation of Independent Directors by the entire Board of Directors and Regulation 25(4) of the SEBI (LODR) which requires review of performance of Non-Independent Directors, the Board of Directors as a whole and the Chairperson of the Company by the Independent Directors.**

We further report that:

- The changes in the composition of the Board of Directors that took place during the period under review were carried out in compliance with the provisions of the Act. However, the Company has not been able to appoint requisite number of Independent Directors including Independent Woman Director as required under the provisions of Section 149 of Companies Act, 2013 and Regulation 17 of SEBI (LODR), during the period as mentioned above.
- Adequate notices are given to all Directors about the Board/ Committee Meetings and the agenda alongwith detailed notes on agenda were sent at least seven days in advance. Meetings held at shorter notice are in compliance with the provisions of the Companies Act 2013 and a system exists for seeking and obtaining further information and clarifications on the agenda items before the meeting and for meaningful participation at the meeting.

- As per the minutes of the Board duly recorded and signed by Chairman, the decisions of the Board were unanimous, and no dissenting views have been recorded.
- The agenda items are deliberated before passing the same and the views/observations made by the Directors are recorded in the minutes.

We further report that there are adequate systems and processes in the Company commensurate with the size and operations of the Company to monitor and ensure compliance with applicable laws, rules, regulations and guidelines.

We further report that during the year 2022-23.

- 1) The Company has issued Unsecured, Rated, Listed, Taxable, Redeemable and Non-Convertible Debentures of ₹ 10,000 Crore on Private Placement basis. The funds raised through issuance of NCDs have been utilised for funding its capital expenditure including recoupment of expenditure already incurred.
- 2) The Company at its Annual General Meeting held on August 25, 2022 declared final dividend of ₹ 2.40 per equity share for the year 2021-2022.
- 3) The Board of Directors of the Company at its meeting held on May 17, 2022 had recommended for the approval of shareholders, the issue of Bonus Shares in the ratio of 1:2 i.e. one new bonus equity share of ₹10/- each for every two equity shares of ₹ 10/- each held. Upon approval by the shareholders by way of postal ballot, 470,70,79,461 equity shares of ₹ 10/- each as bonus shares were credited to the eligible shareholders on July 06, 2022. Consequently, the paid-up share capital of the Company increased from ₹ 9414.16 Crore to ₹ 14,121.24 Crore.

For **Mehta & Mehta**,
Company Secretaries
(ICSI Unique Code P1996MH007500)

Sd/-
Atul Mehta
Partner
FCS No: 5782
CP No: 2486

Place: Mumbai
Date: June 24, 2023
UDIN: F005782E000492389

Annexure- IV

Report on Energy Conservation, Technology Absorption and Foreign Exchange Earning as per the provisions of the Companies Act 2013 and rules notified thereunder

(A) Conservation of Energy:

(i) The steps taken or impact on Conservation of Energy & the capital investment on energy conservation equipments:

During 2022-23, 119 Energy Conservation Schemes were implemented across the IndianOil Refineries wherein energy savings of 2,55,379 SRFT/year, equivalent to a monetary savings of ₹ 840 Crore/year was achieved. Through implementation of the Energy Conservation schemes, IndianOil has achieved reduction in approx. 0.81 MMT equivalent CO₂ emission per year. Some of the major schemes implemented during 2022-2023 are provided below:

SL No	Energy saving schemes	Estimated Cost (₹ in Lakh)	Estimated Fuel Savings (SRFT) MT/Year
1	Operating of HDT MUGC-B on Grid at Guwahati Refinery	-	3000
2	Perlite Insulation of HP+MP+LP Steam lines (6.5 km) Barauni Refinery	168.1	3550
3	Execution of steam trap management program at BR at Barauni Refinery	87.5	7510
4	Piping from BS-VI offsite MP Steam line for supplying MP steam to bitumen terminal at Gujarat Refinery	38.2	3200
5	Recovery of PSA-II off gas and routing to FG header at Gujarat Refinery	673.1	7680
6	Rectification of identified hotspots of Insulation Survey at Gujarat Refinery	-	6100
7	PSV passing survey and rectification at Haldia Refinery	6.6	3700
8	Reduction of steam in VDU-2 1st stage ejector at Haldia Refinery	-	5926
9	Commissioning of WSA to generate steam and H ₂ SO ₄ at Haldia Refinery	-	23700
10	MP steam stoppage in TPS Deaerator at Mathura Refinery	-	5500
11	O ₂ enrichment and stoppage of air preheat in SRU (Unit no. 25, 55 & 56) at Panipat Refinery	665	4500
12	Installation of Tail gas compressor at DHDS for routing of excess PSA Off gas to FG header post processing of H ₂ rich gases in HGU 06 PSA at Panipat Refinery	2290	4685
13	Rerouting of flash steam from HRSG de-aerator to UB de-aerator and stoppage of LP import from units at Panipat Refinery	-	5367
14	Ceramic coating for optimised emissivity in AVU 1 furnaces at Panipat Refinery	98.4	3079
15	Reducing stack losses in HRSG through MUH at Bongaigaon Refinery	20	3608
16	Coker De-ethanizer/Stripper inlet feed preheater for reduced MP Steam consumption in DCU at Paradip Refinery	214.0	6327
17	Crude preheat improvement by 5 degree celcius	-	6266

SRFT: Standard Refinery Fuel Equivalent Tones

Further, as part of energy conservation initiative, an Energy Efficiency Improvement Study (EEIS) of the 8 IndianOil Refineries (except Paradip) was awarded to Engineer India Ltd. (EIL) through Center for High Technology (CHT) in 2017. After a detailed review of total energy saving schemes by EIL, 122 energy saving schemes with estimated saving potential of approx. 4,47,300 SRFT/year were identified for implementation/further study, out of which 25 schemes, including all quick-win schemes, with energy saving potential of ~28000 SRFT/year, were implemented in 2018; 14 schemes with energy saving potential of ~22600 SRFT/year were implemented in 2019-20; 10 schemes with energy saving potential of

~8040 SRFT/year were implemented in 2020-21; 10 schemes with energy saving potential of ~14184 SRFT/year were implemented in 2021-22. 19 schemes were implemented in during 2022-23 with energy saving potential of ~31000 SRFT/year.

(ii) Steps taken by the Company for utilising alternate sources of energy:

- The renewable energy portfolio of the Company includes grid connected power and off-grid solar power. The Company is replacing fluorescent tube lights & incandescent lamps with LED lighting
- The Company has 25.57 MWp of solar panels across various refineries with a total annual generation capacity of 33 GWh of electricity

(B) Efforts made towards Technology Absorption, Adaptation and Innovation

As a continuous effort towards improvement of product pattern, product quality, improvement of energy efficiency as well as to meet the dynamic environmental emission norms and to improve profit margin, your Company has adopted most modern technologies in line with the latest worldwide developments in the field of petroleum refining and petrochemicals production. Major technologies adopted by the Company are as follows:

a. Indigenous Technology

i. indeDiesel® (Diesel Hydrotreatment) Technology

indeDiesel® Technology developed for BS-VI quality diesel production by R&D Centre along with 'Engineers India Limited' has been successfully implemented in Bongaigaon, Gujarat (DHDS revamp and DHDT revamp) and Haldia Refinery and is under implementation at Barauni Refinery.

ii. indeHex® (Hexane Hydrogenation) Technology

R&D Centre of IndianOil and EIL have developed/commercialised hydrogenation based indeHex® Process Technology for Food grade Hexane/Polymer grade Hexane production. 2 units are currently operational (Gujarat Refinery and HMEL, Bathinda Refinery).

iii. INDAddeptG Technology

INDAddeptG is reactive adsorption-based process technology, developed by R&D Centre and EIL, for production of low Sulphur gasoline component meeting BS-IV/BS-VI sulphur specification. INDAddeptG unit with a capacity of 35 kTA was successfully commissioned for BS-IV gasoline production in Guwahati Refinery.

iv. indDSK® Technology

indDSK® is low severity Hydrotreating Technology jointly licensed by R&D centre and EIL for production of ultra-low Sulphur PCK. The technology is under implementation at Paradip Refinery for grass-root 300 kTA unit under BS-VI projects.

v. indJet® Technology

indJet® Technology is jointly licensed by R&D centre and EIL for ATF production by selective removal of mercaptan Sulphur. The technology has been implemented for a grass-root 400 kTA unit at Barauni Refinery which was commissioned in Jun'22.

vi. indDSN® (Naphtha Hydrotreatment) Technology

indDSN® is a process technology, jointly licensed by R&D centre and EIL, for treating Naphtha range hydrocarbon streams to achieve product stream

containing ultra-low sulphur (≤ 0.5 ppmw). A 235 kTA grass-root unit have been licensed at Bongaigaon Refinery for Feed treatment of Isomerization unit and commissioned in May 2021.

vii. indSelectG Technology

indSelectG is in-house developed selective hydrotreating based technology for cracked gasoline desulfurisation with minimum octane loss. A 80 kTA grass-root unit has been commissioned at Guwahati Refinery in July 2022.

viii. INDMAX Technology

INDMAX Technology developed in-house by R&D centre and Lummus Technology for converting heavy distillate and residue into LPG/light distillate products has been implemented successfully at Guwahati Refinery, Paradip Refinery and Bongaigaon Refinery and are proposed to be implemented at Barauni, Gujarat, Panipat and CPCL Refinery. Based on the in-house formulation recipe, INDMAX base catalyst, manufactured and supplied for a commercial trial in FCC unit at Mathura Refinery for performance improvement in propylene yield. Performance test run was successfully completed and met the expected propylene yield.

ix. Octamax Technology

Octamax Technology, developed by R&D centre, has been successfully implemented at Mathura Refinery for production of High-octane Gasoline blending stream from refinery LPG streams. A 110 KTPA capacity plant based on this technology is under implementation at Gujarat Refinery under LuPech Project. The technology has also been licensed to CPCL under CBR Expansion Project.

x. AmyleMax Technology

AmyleMax Technology, developed by R&D centre, for improvement of octane number of light cracked Naphtha through increase in oxygenates has been successfully demonstrated at Gujarat Refinery in 2019. A grassroot unit is being considered for implementation at Gujarat Refinery.

xi. Hexane Hydrogenation Technology

Hexane Hydrogenation process for production of Food grade Hexane (WHO grade quality), developed by R&D centre with indigenous catalyst has been successfully implemented at Gujarat Refinery.

xii. Delayed Coker Technology

Delayed Coker Technology, developed by R&D centre and EIL has been successfully demonstrated for Coker-A revamp at Barauni Refinery. The technology is also under implementation for Coker-B unit revamp at Barauni Refinery Expansion Project.

xiii. CBG Technology

Bio Gas technology, developed by R&D centre for production of CBG from cattle dung/paddy straw. A 100 TPD plant on cow dung feedstock was mechanically completed at Hingonia, Jaipur during May 2022 and commissioning underway. Also 200 TPD plant based on paddy straw feed is under implementation at Gorakhpur.

xiv. 2G Ethanol Unit

Technology from Praj Industries for production of Ethanol from rice straw (2G Ethanol unit) is being implemented at Panipat. Full scale commissioning of the envisaged 2G Ethanol Plant is scheduled during 2023-24. 2G Ethanol project targets production of 100 KLPD of bio-ethanol using waste biomass like paddy straw to enhance country's energy security, providing extra income to farmers and solving environment problems for burning of rice straw in fields.

xv. NEECOMAX Technology

NEECOMAX Technology is developed by R&D centre, for production of Needle grade petroleum coke from Clarified Oil. Calcined Needle Coke is a value-added niche product produced from low value feed stock. Needle Coker unit based on NEECOMAX Technology is proposed to be implemented at Paradip Refinery.

xvi. SR LPG Treatment Technology developed by R&D centre

LPG Hydrotreater Technology for treatment of SR LPG is under implementation under Panipat Refinery Expansion Project (P-25).

xvii. Ind-Coker^{AT} Technology

R&D centre has developed an indigenous technology for Delayed Coker unit with two stage cracking process to reduce the coke yield and increase the distillate yield from the unit. Existing DCU at Digboi Refinery is being revamped using Ind-Coker^{AT} Technology under Digboi Refinery Expansion Project.

b. Imported Technology**i. 3G Ethanol Unit**

Technology from M/s Lanzatech, USA for production of Ethanol from PSA off gas has been implemented at Panipat Refinery.

ii. Alkylation Technology

For production of MS, Alkylation Technology from M/s Exxon Mobil, USA has been implemented at Paradip Refinery.

iii. ATF Treatment Technology

ATF Merox Treatment Technology from M/s UOP, USA has been implemented at Gujarat and Panipat

Refineries. Technology from M/s Merichem, USA has been implemented at Paradip Refinery.

iv. Biturox Technology

To produce various grades of Bitumen as well as to meet the quality requirements, Biturox Technology from M/s Porner, Austria is under implementation at Gujarat, Mathura and Barauni Refineries.

v. Butane Isomerisation Technology

For production of Alkylate, 'Butamer' Technology from M/s UOP, USA has been implemented at Paradip Refinery.

vi. Butene-1 Technology

For production of Butene-1 Technology from M/s Axens, France has been implemented at Gujarat Refinery and at Panipat complex.

vii. Catalytic Iso-dewaxing Technology

For improving lube oil quality in line with international standards and augmenting production capability of API Gr II LOBS, Iso-dewaxing technology from M/s MOBIL, USA has been implemented at Haldia Refinery. Catalytic Dewaxing technology from M/s Chevron Lummus Global (CLG) for production of API Gr II and Gr III LOBS has been considered in expansion project at Panipat Refinery and LuPech Project at Gujarat Refinery.

viii. Catalytic Reforming Technology

For improvement in Octane number of Motor Spirit, Continuous Catalytic Reforming Technology (CCRU) from M/s Axens, France has been implemented at Mathura and Panipat Refineries. Continuous Catalytic Reforming Technology from M/s UOP, USA has been implemented at Gujarat, Paradip and Barauni Refineries. Catalytic Reforming Technology (CRU) with Russian collaboration has been implemented at Gujarat Refinery and from M/s Axens has been implemented at Haldia, Barauni, Digboi and Bongaigaon Refineries. Continuous Catalytic Reforming Technology (CCRU) from M/s UOP has been considered in Expansion Project at Panipat Refinery.

ix. Coker Gas Oil Hydrotreatment Technology

Coker Gas Oil Hydrotreatment Technology from M/s Axens, France has been implemented at Haldia Refinery under DYIP Project.

x. Coke Calcination Technology

Coke Calcination Technology from METSO, USA for production of Calcined Needle Coke is proposed to be implemented at Paradip Refinery.

xi. Delayed Coker Technology

For bottom of the barrel upgradation, Delayed Coker Technology from M/s Lummus Technology, USA

has been implemented at Panipat Refinery as part of Panipat Refinery Expansion Project. Delayed Coker Technology from M/s Foster Wheeler, USA has been implemented at Gujarat Refinery under Resid Upgradation Project, at Paradip Refinery and also at Haldia Refinery under Distillate Yield Improvement (DYIP) Project.

xii. Diesel Hydro Desulphurisation Technology

Diesel Hydro Desulphurisation (DHDS) Units have been installed at Mathura and Panipat Refineries with technology from M/s Axens, France and at Gujarat and Haldia Refineries with technology from M/s UOP, USA to meet the Diesel quality requirement w.r.t Sulphur. Technology from M/s Haldor Topsoe, Denmark has been implemented for revamp of DHDS at Mathura Refinery.

xiii. Diesel Hydrotreatment Technology

Diesel Hydrotreatment (DHDT) Units have been installed at Guwahati, Barauni, Digboi, Panipat and Gujarat Refineries with the technology from M/s UOP, USA. Technology from M/s Axens, France is implemented at Mathura, Panipat, Gujarat and Paradip refineries. Technology from M/s Shell Global Solutions, Netherlands is implemented at Paradip Refinery and has been considered in Expansion Project at Panipat Refinery.

xiv. Divided Wall Column (DWC) Technology

Divided Wall Column (DWC) Technology is a new separation technology which separates a multi-component feed into three or more purified streams within a single tower, thereby eliminating the need for a second column to obtain high purity products. This design saves capital and energy costs by eliminating operation of second separation column. DWC of M/s KBR, USA has been implemented at Mathura Refinery at CCRU-NSU.

xv. Fluidised Catalytic Cracking Technology

Fluidised Catalytic Cracking (FCC) Technology from M/s UOP, USA has been implemented in Gujarat and Mathura Refineries for conversion of Vacuum Gas Oil to LPG, MS and Diesel. Technology from M/s Lummus Technology, USA has been implemented for revamp of FCCU at Mathura Refinery.

xvi. Hydrocracker Technology

Full Conversion Hydro Cracking Unit (HCU) Technologies from M/s Chevron USA and M/s UOP USA have been implemented at Gujarat Refinery and Panipat Refinery, respectively for conversion of Vacuum Gas Oil to Jet fuel, Kerosene and Diesel. Revamp of HCU Unit based on technology from Chevron Lummus Global is under implementation at Gujarat Refinery under LuPech Project to produce feedstock for LOBS/CDW Unit.

xvii. Hydro-finishing Technology for Treatment of Paraffin

Wax/Microcrystalline Wax Process Technology from M/s Axens, France for hydro finishing of paraffin wax has been implemented at Digboi Refinery.

xviii. Hydrogen Generation Technology

Hydrogen Generation Technology from M/s Linde, Germany was adopted for Hydrogen production and supply to Hydrocracker unit at Gujarat Refinery and has been implemented at Barauni Refinery under MS Quality Improvement Project. Hydrogen Generation Technology from M/s Haldor Topsoe, Denmark is in operation at Gujarat, Mathura, Haldia, Panipat and Barauni Refineries and has been implemented at Gujarat Refinery under Resid Upgradation Project. Similar technology from M/s Technip Energies, the Netherlands has been implemented for Hydrogen generation at Guwahati, Digboi, Mathura and Haldia Refineries. Hydrogen Generation Technology from M/s Technip Energies, Netherlands has been implemented at Bongaigaon Refinery under Diesel Quality Improvement Project.

xix. ISOSIV Technology at Guwahati Refinery

For production of Isomerase for blending in MS at Guwahati Refinery, ISOSIV Technology from M/s UOP, USA has been implemented.

xx. Kerosene Hydro Desulphurisation Technology

Kerosene Hydro Desulphurisation Unit has been installed at Haldia Refinery with technology from M/s Axens, France.

xxi. LPG Treatment Technology

Coker LPG Merox Treatment Technology from M/s UOP, USA has been implemented at Panipat Refinery and Haldia Refinery under DYIP Project. FCC LPG Treatment Technology from M/s Merichem, USA has been implemented at Haldia and Paradip Refineries. Straight Run LPG Treatment Technology from M/s UOP, USA has been implemented at Paradip Refinery. LPG Treatment Technology from M/s UOP is under implementation in B-9 Expansion Project at Barauni Refinery.

xxii. MS Quality Upgradation Technology

For MS Quality Upgradation, Isomerisation Technology of M/s UOP, USA have been implemented at Mathura, Panipat and Gujarat Refineries. Isomerisation Technology from M/s Axens, France has been implemented at Haldia, Guwahati, Digboi and Barauni Refineries. FCC Gasoline Desulphurisation Technology (Prime-G) from M/s Axens, France has been implemented at Haldia, Mathura, Panipat Barauni and Bongaigaon Refineries. Isomerisation Technology of M/s UOP,

USA is under implementation in Expansion Projects at Barauni, Panipat and Gujarat Refineries.

xxiii. MTBE Technology

Technology from M/s CD Tech, USA has been implemented for production of MTBE at Gujarat Refinery.

xxiv. Naphtha Cracker and Downstream Petrochemical Technology

Naphtha Cracker Technology from M/s ABB Lummus, USA has been implemented at Panipat Refinery. Technologies from M/s Basell, Italy, M/s Basell, Germany, M/s Nova Chemicals, Canada and M/s Scientific Design, USA have been implemented for downstream polymer plants viz. Poly-Propylene Unit (PP), HDPE Unit, Swing Unit (HDPE/LLDPE) and MEG Unit, respectively. Technology from M/s ABB Lummus has been implemented for production of Butadiene. Technology from M/s Basell, Italy is under implementation at Paradip Refinery for production of Poly-Propylene. Technology from M/s Scientific Design, USA is under implementation at Paradip Refinery for production of MEG. Poly-Propylene Unit (PP) with technology developed by M/s McDermott has been considered in Expansion Projects at Barauni and Gujarat Refineries. PP with technology from M/s Basell is under implementation in Expansion Project at Panipat Refinery.

xxv. Naphtha Treatment Technology

FCC Naphtha Treatment Technology from M/s Merichem, USA for removal of Mercaptans and H₂S is implemented at Paradip Refinery. Technology for Naphtha Hydrotreating and Fractionating from M/s UOP, USA is implemented at Paradip Refinery and has been considered in Expansion Projects at Barauni, Panipat and Gujarat Refineries. Naphtha hydro treating from M/s UOP, USA has been implemented at Barauni Refinery under BS-IV Project.

xxvi. Once Through Hydrocracking Technology

Once Through Hydrocracking Units (OHCUs) have been installed at Panipat, Mathura and Haldia Refineries with the technologies from M/s UOP, USA, M/s Chevron, USA and M/s Axens, France respectively for improvement of distillate yield. OHCUs Technology by M/s Chevron Lummus Global (CLG) has been considered in Expansion Project at Barauni Refinery.

xxvii. Regenerative Type Flue Gas Desulphurisation Technology

In order to recover Sulphur Di-oxide from Boiler flue gases a Regenerative type Flue gas Desulphurisation technology from M/s Cansolv Technology Incorporate (CTI), Canada, has been implemented at Paradip Refinery.

xxviii. Resid Fluidised Catalytic Cracking Technology

The Resid Fluidised Catalytic Cracking (RFCC) Technology from M/s Stone and Webster, USA (now part of Technip) has been implemented at Panipat, Haldia and Barauni Refineries.

xxix. Resid Hydrocracker Technology

H-Oil Technology (Resid-Hydrocracker) from Axens, France for enhancement of distillate yield from the bottoms (Vacuum residue) is being implemented at Panipat Refinery under P-25 Project.

xxx. Solvent Dewaxing/De-oiling Technology at Digboi

To upgrade the process for production of Paraffin Wax at Digboi Refinery, Solvent dewaxing/de-oiling technology from M/s UOP, USA has been implemented.

xxxi. Spent Acid Regeneration Technology

To regenerate fresh sulphuric acid from spent sulphuric acid recovered from Alkylation Unit a Spent Acid Regeneration Technology from M/s MECS (Monsanto Enviro-Chem Systems), USA has been implemented at Paradip Refinery.

xxxii. Sulphur Pelletisation Technology

For production of Sulphur in Pellet form, Technology from M/s Sandvik, Germany has been implemented at Gujarat, Mathura and Panipat Refineries.

xxxiii. Sulphur Recovery Technologies for reduction of SO₂ emissions

Refineries at Gujarat, Haldia, Mathura and Barauni are provided with Sulphur Recovery Technology from M/s Worley, Netherlands. The Sulphur Recovery Technology from M/s. Delta Hudson, Canada has been implemented at Panipat Refinery. Further, Sulphur recovery technologies from M/s Black & Veatch Pritchard, USA have been implemented at Panipat, Gujarat and Paradip Refineries. Technology from M/s Technip Energies, Spain has been implemented at Haldia Refinery under once through Hydrocracker Project. Technology from M/s Worley, Netherlands has been implemented under additional Sulphur Recovery Unit at Mathura Refinery. Technology from M/s Lurgi, Germany has been implemented under DYIP Project at Haldia Refinery. Technology from M/s Axens, France is under implementation at Panipat Refinery and Bongaigaon Refinery. Sulphur Recovery Technology from M/s Kinetic Technology is under implementation in Expansion Project at Barauni Refinery and technology from M/s Worley is under implementation in expansion at Panipat Refinery.

xxxiv. Technology for Linear Alkyl Benzene (LAB)

Technology from M/s UOP, USA has been implemented for production of Linear Alkyl Benzene at Gujarat Refinery.

xxxv. Technology for Para-Xylene

For production of Para-Xylene at Panipat, technologies from M/s UOP, USA have been implemented. Technology from M/s UOP, USA has been considered at Paradip Refinery.

xxxvi. Technology for Purified Terephthalic Acid (PTA)

For production of PTA at Panipat Refinery, technology from M/s Invista, USA has been implemented. Technology from BP Amoco has been considered at Paradip Refinery.

xxxvii. VGO Hydrotreatment Technology

Technology from M/s UOP has been implemented at Gujarat Refinery under Resid Upgradation Project. Technology from M/s Axens, France has been implemented at the VGO-Treater installed at Paradip Refinery.

xxxviii. Sulphuric Acid Plant Technology

Technology from M/s HaldorTopsoe for Production of Sulfuric Acid by oxidation of H₂S has been implemented at Haldia Refinery in June 2022 under Fuel Quality Upgradation Project.

xxxix. TAME Technology

Tertiary Amyl Methyl Ether (TAME) Technology from M/s Axens has been implemented at Panipat Refinery in March 2022.

xl. Poly Butadiene Rubber (PBR) Technology

Poly Butadiene Rubber (PBR) Technology from M/s Goodyear Tire and Rubber Corporation, USA is under implementation at Panipat Refinery and Petrochemical Complex. PBR Unit is expected to be commissioned in March 2025. The product PBR is a major raw material for Automotive Tyres.

xli. Technology for Acrylics / Oxo-Alcohol

Acrylic Acid Technology from M/s Mitsubishi Chemical Corporation (MCC) is under implementation at Dumad, Gujarat. The unit is expected to be commissioned in November 2023.

c. The benefits derived like product improvement, cost reduction, product development or import substitution:

The benefits derived include:

- Upgradation of heavy oil to higher value products of improved quality such as LPG, gas oil, motor spirit, kerosene, ATF, etc.

- Reduction of Sulphur content impurity in petroleum products (like LPG, Naphtha, MS, Kerosene, ATF, HSD etc.).
- Feed Quality Improvement for subsequent processing resulting in improved product pattern.
- Production of higher-grade lubricant base stocks which help in reducing import dependence.
- Production of better grades of Bitumen.
- Reduction of Sulphur Dioxide emissions.
- Value addition to surplus Naphtha by
 - o Naphtha Cracking and subsequent high value products like Glycols, Polymers, Butadiene, Benzene etc.
 - o Naphtha conversion to high value Paraxylene (PX) and benzene and subsequent PX conversion to higher value PTA product.
- Production of high value speciality products like MTBE, LAB, Food Grade Hexane etc.
- Production of products (like Styrene Butadiene Rubber and Butene-1) which are import substitution products.
- Production of Sulphur in pellets form which is more environment friendly and easier to handle.
- Auto Fuel Quality Improvement for HSD and MS so that these fuels can conform to BS-VI fuel standards and latest pollution control norms.
- Use of a number of indigenous technologies resulting in import substitution.

d. Details of imported technology (imported during the last three years reckoned from the beginning of the Financial Year):**i. Fuel Quality Upgradation Projects at Panipat Refinery:**

The details of technology imported:

- Technology for desulphurisation of gas oils, from M/s UOP, USA
- Technology for production of Sulphur from M/s Axens, France
- Technology for Hydrogen Generation from M/s Technip France
- Technology for High Ron Gasoline stream, Axens France
- Technology for TAME for FCC Gasoline, from M/s Axens, France

The year of import: 2017-18/2018-19

Whether the technology been fully absorbed:

The Project has been implemented in 2020-21. TAME Unit has been commissioned in March 2022.

ii. Fuel Quality Upgradation Projects at Gujarat Refinery

The details of technology imported:

- Technology for desulphurisation of FCC Gasoline at Gujarat Refinery, from M/s Axens, France.
- Technology for desulphurisation of gas oils, from M/s UOP, USA.
- Technology for hydrogen generation from HTAS, Denmark.

The year of import: 2016-17/2017-18

Whether the technology been fully absorbed:

The Project has been implemented in 2020-21. FCC Gasoline Unit has been commissioned in August 2021.

iii. Fuel Quality Upgradation Projects at Haldia Refinery

The details of technology imported:

- Technology for Sulphuric Acid Plant at Haldia Refinery from M/s HTAS, Denmark.

The year of import: 2017-18

Whether the technology was fully absorbed:

The Project has been commissioned in June 2022.

iv. Fuel Quality Upgradation Projects at Bongaigaon Refinery

The details of technology imported:

- Technology for production of Sulphur from M/s Axens, France

The year of import: 2017-18

Whether the technology been fully absorbed:

The SRU has been commissioned in June 2022.

v. Mathura Refinery Expansion Residue Upgradation Project

The details of technology imported:

- Technology for Residue Upgradation through Ebullated bed Hydrocracker unit, from M/s Chevron, USA.
- Technology for production of Sulphur from M/s Axens, France.
- Technology for production of reformat through Catalytic Reforming Unit from M/s Axens, France.

The year of import: 2017-18

Whether the technology been fully absorbed:

Environmental Clearance for the Project obtained on November 22, 2021. Further clearance from Supreme Court is awaited.

vi. Fuel Quality Upgradation Project at Paradip Refinery

The details of technology imported:

- Technology for hydrogen generation and ROG PSA from M/s Linde, Germany.

The year of import: 2018-19.

Whether the technology been fully absorbed:

The Project is in implementation stage. Expected commissioning of HGU Plant by March 2024.

vii. Off-gas to Ethanol at Panipat Refinery from PSA Off gas of HGU

- Technology for ethanol production, from M/s Lanzatech, USA.

The year of import: 2018-19

Whether the technology been fully absorbed:

The Project has been commissioned in March 2023.

viii. Barauni Refinery Expansion Project

The details of technology imported:

- Technology for processing Vacuum gasoil in Hydrocracking Unit from M/s Chevron, USA.
- Technology for production of Isomerase through Isomerisation Unit from M/s UOP, USA.
- Technology for production of Sulphur from M/s KT, Italy.
- Technology for Poly Propylene production M/s CB&I Novolen Technology.
- Technology for LPG Treatment from M/s UOP, USA.

The year of import: 2017-18/2018-19

Whether the technology been fully absorbed:

The Project is in implementation stage - Expected commissioning by December 2024.

ix. Catalytic Reforming Unit Project in Guwahati Refinery

The details of technology imported:

- Technology for production of Reformat from M/s UOP, USA.

The year of import: 2018-19

Whether the technology been fully absorbed:

The Project is in implementation stage - Expected commissioning by October 2023.

x. Ethylene Glycol (MEG) Project at Paradip

- Technology for Ethylene Recovery Unit, from M/s CB&I Lummus, USA

- Technology for Ethylene Glycol from M/s Scientific Design, USA.

The year of import: 2016-17/2017-18

Whether the technology been fully absorbed:

The Project has been commissioned in February 2023.

xi. Gujarat Refinery Expansion Project

The details of technology imported:

- Technology for production of Reformate and Isomerate from M/s UOP, USA.
- Technology for Poly Propylene production from M/s Lummus Novolen, Germany.
- Technology for production of Lube oil base stock through HCU revamp and Catalytic Dewaxing Unit from M/s. Chevron Lummus Global, USA.

The year of import: 2018-19

Whether the technology been fully absorbed:

The Project is in implementation stage - Expected commissioning by 2024-25.

xii. Panipat Refinery Expansion Project

- Technology for desulphurisation of gas oils, from M/s Shell.
- Technology for desulphurisation of Vacuum Gas oils from M/s UOP, USA.
- Technology for production of Reformate and Isomerate from M/s UOP, USA.
- Technology for upgradation of bottom of barrel to distillates by Resid hydrocracking from M/s Axens, France.
- Technology for production of API Gr II and Gr III LOBS from M/s CLG, USA.
- Technology for production of Polypropylene Unit from M/s Basell Polyolifine, Italy.
- Technology for Sulphur Recovery Unit from M/s. Worley.

The year of import: 2018-19/2019-20

Whether the technology been fully absorbed:

The Project is in implementation stage - Expected commissioning by September 2024.

xiii. PX-PTA Project at Paradip

- Technology for PX Unit, from M/s UOP, USA.

- Technology for PTA from M/s BP Amoco, USA.

The year of import: 2017-18/2018-19

Whether the technology been fully absorbed:

The Project is in implementation stage - Expected commissioning by January 2024.

xiv. Catalytic Dewaxing Unit at Haldia

- Technology for CDW Unit, from M/s CLG, USA.

The year of import: 2018-19

Whether the technology been fully absorbed:

The Project is in implementation stage - Expected commissioning by November 2023.

xv. Acrylics/Oxo Alcohol Project at Dumad, Gujarat

- Technology for Butyl Acrylate Unit, from M/s Mitsubishi Chemical Corporation, Japan.
- Technology for Acrylic Acid Unit, from M/s Mitsubishi Chemical Corporation, Japan.
- Technology for Normal Butanol Unit, from M/s JM Davy, UK.

The year of import: 2018-19

Whether the technology been fully absorbed:

The Project is in implementation stage - Expected commissioning by November 2023.

xvi. Poly Butadiene Rubber Project, Panipat

- Technology for Goodyear Tire and Rubber Corporation, USA.

The year of import: 2021-22

Whether the technology been fully absorbed:

The Project is in implementation stage - Expected commissioning by March 2025.

e. Expenditure on R&D

- (a) Capital - ₹ 409.26 Crore
- (b) Recurring - ₹ 288.95 Crore
- (c) Total - ₹ 698.21 Crore

(C) Foreign Exchange Earning and Outgo

The total Foreign Exchange earned and outgo during the year is as under:

- Foreign Exchange earned : ₹ 26,857.11 Crore
- Foreign Exchange outgo : ₹ 5,12,231.90 Crore



Recycle, Repurpose, Recreate

Unbottling Sustainability



IndianOil is driven by its sustainability and net-zero commitment. Our 'Unbottled' initiative transforms discarded plastic bottles into uniforms to be worn by our frontline energy soldiers. By choosing recycled polyester (rPET), we reduce plastic waste and help protect the environment. Currently, 100 million plastic bottles are being recycled per annum. The garments are being sold at select IndianOil Retail Outlets.

Demonstrating its commitment to circular economy, IndianOil launched its new brand of polymer recycle, Cycloplast. The brand blends recycled petrochemicals with a proportion of virgin or solo plastic and is expected to be a game-changer in the industry.





Report on Corporate Governance

1. COMPANY'S PHILOSOPHY ON CORPORATE GOVERNANCE

IndianOil strongly believes that good Corporate Governance practice ensures ethical and efficient conduct of the affairs of the Company in a transparent manner and also helps in maximising value for all the stakeholders like members, customers, employees, contractors, vendors and the society at large. Good Corporate Governance practice helps in building an environment of trust and confidence among all the constituents. The Company endeavours to uphold the principles and practices of Corporate Governance to ensure transparency, integrity and accountability in its functioning, which are vital to achieve its Vision of being *the Energy of India* and a Globally-Admired Company.

The Company has set high standards of ethical and responsible conduct of business to create value for all its stakeholders. For effective implementation of the Corporate Governance practices, the Company has a well-defined policies inter-alia, consisting of the following:

- Code of Conduct for Board Members and Senior Management Personnel
- Code for Prevention of Insider Trading in the Securities of IndianOil and Practices and Procedure for Fair Disclosure
- Enterprise Risk Management Policy

- Integrity Pact to enhance transparency in business
- Whistle Blower Policy
- Conduct, Discipline and Appeal Rules for officers
- Sustainability & Corporate Social Responsibility Policy
- Policy on Materiality of Related Party Transactions and dealing with Related Party Transactions
- Policy for determining Material Subsidiaries
- Policy for determination of Material/Price Sensitive Information and Disclosure Obligations
- Policy for Preservation of Documents
- Dividend Distribution Policy
- Human Resources Initiatives

2. BOARD OF DIRECTORS

(a) Composition of Board of Directors

The Board of the Company comprises of Whole Time / Functional Directors including Chairman (Executive Directors), Government Nominee Directors (Non-Executive Directors) and Independent Directors (Non-Executive Directors). The Independent Directors are eminent people with proven record in diverse areas like business, law, finance, economics, administration, etc.

The tenure of the Directors appointed on the Board is as under:

- Functional Directors are appointed for a period of five years or their date of superannuation, or further orders from the Ministry of Petroleum & Natural Gas (MoP&NG), whichever is earlier;
- Government Nominee Directors are appointed on an ex-officio basis during their tenure in the MoP&NG;
- Independent Directors are appointed for a period of three years

As on 31.03.2023, the Board of the Company had 15 Directors, comprising of seven Functional Directors including the Chairman, one Government Nominee Director and seven Independent Directors as under:

Sl. No.	Name	Designation	Category	Date of appointment	Tenure as on 31.03.2023 (in years)
1.	Shri Shrikant Madhav Vaidya	Chairman	Whole-time Director	14.10.2019 (Note 1)	3.46
2.	Dr. S. S. V. Ramakumar	Director (Research & Development)	Whole-time Director	01.02.2017	6.16 (Note-2)
3.	Shri Ranjan Kumar Mohapatra	Director (Human Resources)	Whole-time Director	19.02.2018	5.11 (Note-3)
4.	Shri Satish Kumar Vaduguri	Director (Marketing) (Note-4)	Whole-time Director	28.10.2021	1.42
5.	Shri Dayanand Sadashiv Nanaware	Director (Pipelines)	Whole-time Director	28.12.2021	1.25
6.	Ms. Sukla Mistry	Director (Refineries)	Whole-time Director	07.02.2022	1.14
7.	Shri Sujoy Choudhury	Director (Planning & Business Development)	Whole-time Director	23.02.2022	1.10
8.	Shri Sunil Kumar	Govt. Nominee Director	Non-Executive Director	28.12.2022	0.25
9.	Shri Dilip Gogoi Lalung	Independent Director	Non-Executive Director	24.11.2021	1.35
10.	Dr. (Prof.) Ashutosh Pant	Independent Director	Non-Executive Director	24.11.2021	1.35
11.	Dr. Dattatreya Rao Sirpurker	Independent Director	Non-Executive Director	24.11.2021	1.35
12.	Shri Prasenjit Biswas	Independent Director	Non-Executive Director	24.11.2021	1.35
13.	Shri Sudipta Kumar Ray	Independent Director	Non-Executive Director	24.11.2021	1.35
14.	Shri Krishnan Sadagopan	Independent Director	Non-Executive Director	24.11.2021	1.35
15.	Dr.(Prof.) Ram Naresh Singh	Independent Director	Non-Executive Director	08.04.2022	0.98

Note 1: Shri Shrikant Madhav Vaidya was appointed as Director (Refineries) on 14.10.2019 and thereafter, as Chairman w.e.f. 01.07.2020.

Note 2: Pursuant to MoP&NG communication dated 15.11.2021, the tenure of Dr. S.S.V. Ramakumar, Director (R&D) was extended till the date of his superannuation i.e. 31.07.2023.

Note 3: Pursuant to MoP&NG communication dated 02.05.2023, Shri Ranjan Kumar Mohapatra ceased to be the Director w.e.f. 03.05.2023.

Note 4: MoP&NG vide communication dated 17.10.2022, has entrusted the additional charge of Director (Finance) to Shri Satish Kumar Vaduguri, Director (Marketing).

The Independent Directors have submitted a declaration that they meet the criteria of independence as laid down under Section 149(6) of the Companies Act, 2013 and the rules notified thereunder ("Act") and Regulation 16(1) (b) of the SEBI (Listing Obligations & Disclosure Requirements) Regulations 2015 ("SEBI (LODR)"). In the opinion of the Board, the Independent Directors fulfil the conditions of independence specified in the Act and SEBI (LODR) and are independent of the management.

The terms and conditions of appointment of Independent Directors are hosted on the website of the Company www.iocl.com

As required under the SEBI (LODR), M/s Mehta & Mehta, Practicing Company Secretary, has certified that none of the directors on the Board of the Company have been debarred or disqualified from being appointed or continuing as director of the Company by the Ministry of Corporate Affairs or any such statutory authority.

(b) Skills/Expertise/Competencies of Board of Directors

Being a Government Company, all the Directors on the Board viz. Functional Directors, Government Nominee Directors and Independent Directors are selected and appointed by the Government as per a well laid down process for each category of Directors. The core skills, expertise and competence required for the Board to function effectively, in the context of the Company's business, forms an integral part of the Government's process for selection of Directors. In view thereof, the Board of the Company has not identified any such core skills or expertise or competence for a Director as required under SEBI (LODR).

(c) Board Meetings

The Board of Directors oversees the overall functioning of the Company and has set strategic objectives to achieve its Vision. The Board lays down the Company's policy and oversees its implementation in attaining its objectives. It has constituted

various committees to facilitate the smooth and efficient flow of the decision-making process.

During 2022-23, 12 (Twelve) Board Meetings were held. The dates of the Board Meetings are fixed well in advance and intimated to the Board members to enable them to plan their schedule accordingly. The Directors are also provided with an option to participate in the meeting through video conferencing/other audio visual means and the facility is provided as and when requested. The agenda papers are circulated to the Directors in advance before the meeting. However, certain exigent proposals are tabled at the Meeting with the approval of the Chairman and consent of the Directors. For paperless Board meetings, the agenda items are uploaded on a digital platform (Board Portal) which can be accessed by the Directors electronically on their electronic device in a secured manner. The agenda items are comprehensive and informative in nature to facilitate deliberations and appropriate decision making at the Board meeting.

Presentations are made to the Board on various functional and operational areas of the Company as well as on major projects, financial performance, etc.

The agenda placed before the Board inter-alia includes all statutory, other significant & material information, including the information mentioned in Regulation 17(7), read with Part A of Schedule II of SEBI (LODR) and Annexure IV of the Guidelines on Corporate Governance issued by the Department of Public Enterprises for Government Companies.

The Board Minutes are prepared promptly after the Board Meeting and circulated to all Directors for their comments, if any, and thereafter approval of the Chairman is obtained. The approved minutes are then circulated to the concerned department/group for implementation. The Action Taken Report on the decision of the Board is obtained and submitted to the Board periodically.

Details of the Board Meetings held during 2022-23 are as under:

Sl. No.	Date	Board Strength	No. of Directors Present
1.	19.04.2022	17	16
2.	17.05.2022	17	17
3.	28.06.2022	17	17
4.	29.07.2022	17	16
5.	24.08.2022	17	17
6.	29.09.2022	17	17
7.	29.10.2022	16	14
8.	23.11.2022	15	15
9.	20.12.2022	15	14
10.	31.01.2023	16	16
11.	14.03.2023	16	16
12.	21.03.2023	16	16

(d) Attendance of each Director at Board Meetings held during 2022-23, last Annual General Meeting (AGM) and number of other Directorships and Chairmanship/Membership of Committees of each Director in various companies are as under:

Name of the Director	No. of Board Meetings attended out of meetings held during the tenure of Director	Attendance at the AGM held on 25.08.2022 (Yes/No/NA)	No. of Directorship in other Companies as on 31.03.2023	Directorship in other listed entities as on 31.03.2023 & category of Directorship	Membership of Committees in other Companies as on 31.03.2023	Chairmanship of Committees in other Companies as on 31.03.2023
Whole-time Directors						
Shri Shrikant Madhav Vaidya (DIN - 06995642) Chairman	12(12)	Yes	4	1) Chennai Petroleum Corporation Limited (Non-Executive Chairman) 2) Petronet LNG Limited (Non-Executive Director)	-	-
Dr. S. S. V. Ramakumar (DIN - 07626484) Director (Research & Development)	12(12)	Yes	-	-	-	-
Shri Ranjan Kumar Mohapatra (DIN - 08006199) Director (Human Resources)	12(12)	Yes	1	-	-	-
Shri Satish Kumar Vaduguri (DIN - 09322002) Director (Marketing)	12(12)	Yes	2	-	-	-

Name of the Director	No. of Board Meetings attended out of meetings held during the tenure of Director	Attendance at the AGM held on 25.08.2022 (Yes/No/NA)	No. of Directorship in other Companies as on 31.03.2023	Directorship in other listed entities as on 31.03.2023 & category of Directorship	Membership of Committees in other Companies as on 31.03.2023	Chairmanship of Committees in other Companies as on 31.03.2023
Shri Dayanand Sadashiv Nanaware (DIN - 07354849) Director (Pipelines)	12(12)	Yes	2	-	-	-
Ms. Sukla Mistry (DIN - 09309378) Director (Refineries)	12(12)	Yes	3	1) Chennai Petroleum Corporation Limited (Non-Executive Director)	-	-
Shri Sujoy Choudhury (DIN - 09503285) Director (Planning & Business Development)	12(12)	Yes	3	-	-	-
Shri Sandeep Kumar Gupta (DIN - 07570165) Director (Finance) upto 03.10.2022	6(6)	Yes	4	-	-	-
Non-Executive Directors (Government Nominee)						
Shri Sunil Kumar (DIN - 08467559) w.e.f. 28.12.2022	3(3)	NA	-	-	-	-
Dr. Navneet Mohan Kothari (DIN - 02651712) upto 24.03.2023	10(12)	Yes	2	1) GAIL (India) Limited (Govt-Nominee Director)	-	-
Non-Executive Directors (Independent Director)						
Shri Dilip Gogoi Lalung (DIN - 09398549)	11(12)	Yes	-	-	-	-
Dr. (Prof.) Ashutosh Pant (DIN - 03057160)	12(12)	Yes	-	-	-	-
Dr. Dattatreya Rao Sirpurker (DIN - 09400251)	12(12)	Yes	-	-	-	-
Shri Prasenjit Biswas (DIN - 09398565)	12(12)	Yes	-	-	-	-
Shri Sudipta Kumar Ray (DIN - 02534632)	12(12)	Yes	-	-	-	-
Shri Krishnan Sadagopan (DIN - 09397902)	12(12)	Yes	-	-	-	-
Dr.(Prof.) Ram Naresh Singh (DIN - 07571840)	10(12)	No	-	-	-	-
Ms. Lata Usendi (DIN - 07384547) Upto 05.11.2022	7(7)	Yes	-	-	-	-

Note:

- The Directorships held by Directors as mentioned above include public limited, private limited and foreign companies but do not include the companies registered under Section 8 of the Act.
- The Membership/Chairmanship of Committee is considered only for the Audit Committee and the Stakeholders' Relationship Committee.
- In case of cessation of Directorship, the details of directorship on Board of other companies and committee position are as on the date of cessation from the Board of the Company.

All the Directors have declared their Directorship and Membership in the various Boards/Committees of other companies, as and when required. None of the Directors on the Board is a Member of more than 10 Committees or a Chairman of more than five Committees across all the companies in which they hold Directorships. Further, none of the Non-Executive Directors serve as Independent Director on any listed Company and none of the Executive or Whole-time Directors serve as Independent Director on any listed Company.

A brief resume of the Director, who is being re-appointed at the forthcoming Annual General Meeting, is provided in the notice of the AGM.

(e) Code of Conduct

The Code of Conduct for Board Members and Senior Management Personnel of the Company approved by the Board is circulated to all concerned and is also hosted on the website of the Company www.iocl.com. The Directors and Senior Management Personnel of the Company have affirmed compliance with the provisions of the Code of Conduct for the year ended 31.03.2023 under Regulation 26(3) of SEBI (LODR) and no material financial or commercial transactions, which may have a potential conflict with the interest of the Company, were reported by them.

(f) Succession Planning

Being a Government Company under the administrative control of the MoP&NG, the power to appoint Directors (including Independent Directors) vests with the Government of India.

However, the Company has put in place a structured succession planning framework to ensure a systematic development plan to fill key positions, other than Board Members, in line with the vision and business strategies of the Company.

3. COMMITTEES OF THE BOARD

(a) Audit Committee

The Terms of Reference of the Audit Committee inter alia covers the matters specified under the provisions of the Act as well as Regulation 18(3) read with Part C of Schedule II of the SEBI (LODR), which inter-alia include the following:




- Overseeing the Company's financial reporting process and disclosure of financial information to ensure that the financial statements are correct, sufficient and credible.
- Reviewing with management the quarterly and annual financial statements, auditors' report along with related party transactions, if any, before submission to the Board.
- Reviewing, with the management, the statement of uses/application of funds raised through an issue (public issue, rights issue, preferential issue, etc.), the statement of funds utilised for purposes other than those stated in the offer document/prospectus/notice and the report



submitted by the monitoring agency monitoring the utilisation of proceeds of a public or rights issue, and making appropriate recommendations to the board to take up steps in this matter.

- Approval of or any subsequent modification of transactions of the Company with related parties.
- Scrutiny of inter-corporate loans and investments.
- Valuation of undertaking or assets of the listed entity, wherever it is necessary.
- Reviewing the matters to be included in Directors Responsibility Statement that forms part of the Board Report.
- Reviewing with the management and statutory and internal auditors, the adequacy of internal control systems.
- Reviewing the adequacy of internal audit function, if any, including the structure of the internal audit department, staffing and seniority of the official heading the department, reporting structure coverage and frequency of internal audit.
- Discussions with internal auditors on the Annual Internal Audit Program, Significant Audit Findings and follow up on such issues.
- Reviewing the findings of any internal investigations by the internal auditors into matters where there is suspected fraud or irregularity or a failure of internal control systems of a material nature and reporting the matter to the board.
- Discussions with statutory auditors before the audit commences on the nature and scope of audit, as well as having post-audit discussion to ascertain any area of concern.
- Looking into the reasons for substantial defaults in the payment to the depositors, debenture holders, shareholders (in case of non-payment of declared dividends) and creditors.
- Approving the appointment of chief financial officer after assessing the qualifications, experience and background etc. of the candidate.
- Reviewing the utilisation of loans and/or advances from/investment by the holding Company in the subsidiary exceeding rupees 100 Crore or 10% of the asset size of the subsidiary, whichever is lower including existing loans/advances/investments existing as on the date of coming into force of this provision.
- Considering and commenting on rationale, cost-benefits and impact of schemes involving merger, demerger, amalgamation etc., on the listed entity and its shareholders
- Reviewing the Company's financial and risk management policies.

- Evaluating the internal financial controls and risk management systems;
- Reviewing with the management, the observations/comments of the Comptroller & Auditor General of India (CAG) and management's assurance thereon.
- Reviewing with the management, the follow-up action taken on the recommendations of the Parliamentary Committee on Public Undertaking (CoPU), if any.
- Noting the appointment of Statutory Auditors of the Company and recommending audit fee for the statutory audit as well as to approve fee for other services by the auditors.
- Approving the payment to statutory auditors for any other services rendered by the statutory auditors.
- Recommending the appointment of cost auditors of the Company and review of Cost Audit Report.
- Examining, deciding and dealing with all issues relating to Ethics in the Company.
- Reviewing the functioning of the Whistle-Blower Policy.
- Reviewing the compliance with SEBI (LODR) & SEBI (PIT) Regulations.

The Audit Committee has been constituted in line with the provisions of the SEBI (LODR) and the provisions of the Act. The Audit Committee comprised the following members as on 31.03.2023:

Sl. No.	Name	Designation	Committee Position
1.	Shri Prasenjit Biswas	Independent Director	
2.	Shri Sudipta Kumar Ray	Independent Director	
3.	Dr. Dattatreya Rao Sirpurker	Independent Director	

 Chairman
 Member

The attendance at the seven meetings of the Audit Committee held during 2022-23 is as under:

Sl. No.	Name	Designation	17.05.2022	28.06.2022	29.07.2022	24.08.2022	28.10.2022	30.01.2023	13.03.2023
1.	Shri Prasenjit Biswas	Independent Director	✓	✓	✓	✓	✓	✓	✓
2.	Shri Sudipta Kumar Ray	Independent Director	✓	✓	✓	✓	✓	✓	✓
3.	Dr. Dattatreya Rao Sirpurker (w.e.f. 06.11.2022)	Independent Director						✓	✓
4.	Ms. Lata Usendi (upto 05.11.2022)	Independent Director	✓	✓	✓	✓	✓		
5.	Dr. Navneet Mohan Kothari (upto 24.03.2023)	Government Nominee Director	✓	✓	✓	✓	✓	✓	✓

The Audit Committee meetings are attended by Director (Finance)/CFO and the Head of Internal Audit as invitees. The representatives of the Statutory Auditors are also invited to attend the meetings while considering the quarterly results/annual financial statements and to discuss the nature and scope of the Annual Audit. The Cost Auditors are also invited, when the Cost Audit Report is considered by the Audit Committee.

The Company Secretary acts as the Secretary of the Audit Committee.







(b) Nomination and Remuneration Committee



The Company being a Government Company, the appointment, including the terms and conditions of appointment of the Directors are decided by the Government of India. However, the Board has constituted a Nomination and Remuneration Committee to:

- approve certain prerequisites for whole-time Directors and below Board level executives as well as to approve performance-related pay to the executives of the Company as per the DPE guidelines;
- create and sanction posts as well as to consider and approve promotions to Grade 'I' (Executive Director), i.e., Senior Management Personnel.

The performance evaluation of the Directors (including Independent Directors) has not been carried out by the Nomination & Remuneration Committee, as the Company being a Government Company, the powers relating to evaluation of Directors vests with the Government of India. Such evaluation is exempted for Government Companies under the provisions of the Act.

The Nomination and Remuneration Committee has been constituted in line with the provisions of the SEBI (LODR) and the provisions of the Act. The Nomination and Remuneration Committee comprised the following members as on 31.03.2023:

Sl. No.	Name	Designation	Committee Position
1.	Dr. Dattatreya Rao Sirpurker	Independent Director	
2.	Shri Dilip Gogoi Lalung	Independent Director	
3.	Shri Sudipta Kumar Ray	Independent Director	
4.	Shri Prasenjit Biswas	Independent Director	
5.	Shri Sunil Kumar	Government Nominee Director	
6.	Shri Shrikant Madhav Vaidya	Chairman, IndianOil	

 Chairman
 Member

The attendance at the two meetings of Nomination & Remuneration Committee held during 2022-23 is given below:

Sl. No.	Name	Designation	17.05.2022	31.01.2023
1.	Dr. Dattatreya Rao Sirpurker	Independent Director	✓	✓
2.	Shri Dilip Gogoi Lalung	Independent Director	✓	✓
3.	Shri Sudipta Kumar Ray	Independent Director	✓	✓
4.	Shri Prasenjit Biswas (w.e.f. 06.11.2022)	Independent Director		✓
5.	Shri Shrikant Madhav Vaidya	Chairman, IndianOil	✓	✓
6.	Ms. Lata Usendi (upto 05.11.2022)	Independent Director	✓	
7.	Dr. Navneet Mohan Kothari (upto 24.03.2023)	Government Nominee Director	✓	✓

The meetings of Nomination & Remuneration Committee are also attended by Functional Directors as invitees.

The Company Secretary acts as the Secretary of the Nomination & Remuneration Committee.

DIRECTORS' REMUNERATION:

The remuneration paid to Whole-time Directors during 2022-23 is as under:

Name	Designation	Salaries & Allowances	Performance Linked Incentive	Other Benefits & Perquisites	Total Remuneration
Shri Shrikant Madhav Vaidya	Chairman	45,40,776	22,01,359	26,43,037	93,85,172
Dr. S. S. V. Ramakumar	Director (Research & Development)	57,89,437	24,22,633	11,58,696	93,70,766
Shri Ranjan Kumar Mohapatra	Director (Human Resources)	49,77,148	23,05,778	20,08,662	92,91,588
Shri Satish Kumar Vaduguri	Director (Marketing)	49,64,641	21,20,840	31,42,489	1,02,27,970
Shri Dayanand Sadashiv Nanaware	Director (Pipelines)	44,73,314	21,97,440	10,82,829	77,53,583
Ms. Sukla Mistry	Director (Refineries)	46,57,952	20,77,954	22,20,204	89,56,110
Shri Sujoy Choudhury	Director (Planning & Business Development)	47,22,679	20,19,161	24,27,413	91,69,253
Shri Sandeep Kumar Gupta	Director (Finance) (Upto 03.10.2022)	29,34,924	22,75,279	19,86,255	71,96,458
	TOTAL	3,70,60,871	1,76,20,444	1,66,69,585	7,13,50,900

Note:

- Performance Linked Incentives are payable to the whole-time Directors as employees of the Company as per the policy applicable to all executives of the Company.
- During the year no Stock Options were issued by the Company.

- The terms of appointment of the whole-time Directors, as issued by the Government of India, provides for three months' notice period or salary in lieu thereof for severance of service.
- The remuneration does not include the impact of provision made on actuarial valuation for retirement benefits/long-term schemes and provision made during the period towards Post Retirement Benefits as the same are not separately ascertainable for individual Directors.

The Government Nominee Directors are not entitled to any remuneration, sitting fees, etc.

The Independent Directors are not paid any remuneration except sitting fees of ₹ 40,000/- per meeting for attending meetings of the Board or Committees thereof. The sitting fees paid during 2022-23 is as under:

Sl. No.	Name	Sitting Fees (₹)
1.	Shri Dilip Gogoi Lalung	6,00,000
2.	Dr. (Prof.) Ashutosh Pant	8,80,000
3.	Dr. Dattatreya Rao Sirpurker	9,20,000
4.	Shri Prasenjit Biswas	8,40,000
5.	Shri Sudipta Kumar Ray	9,20,000
6.	Shri Krishnan Sadagopan	9,20,000
7.	Dr.(Prof.) Ram Naresh Singh (w.e.f. 08.04.2022)	4,00,000
8.	Ms. Lata Usendi (upto 05.11.2022)	6,80,000
TOTAL		61,60,000

Note: There were no other materially significant pecuniary relationships or transactions of the Independent Directors vis-à-vis the Company.

Shareholding of Directors

The details of equity shares of the Company held by the Directors as on 31.03.2023 are given below:

Sl. No.	Name	Designation	No. of equity shares
1.	Shri Shrikant Madhav Vaidya	Chairman	24,858
2.	Dr. S. S. V. Ramakumar	Director (Research & Development)	13,950
3.	Shri Ranjan Kumar Mohapatra	Director (Human Resources)	14,400
4.	Shri Satish Kumar Vaduguri	Director (Marketing)	900
5.	Shri Dayanand Sadashiv Nanaware	Director (Pipelines)	3,258
6.	Ms. Sukla Mistry	Director (Refineries)	24,858
7.	Shri Sujoy Choudhury	Director (Planning & Business Development)	19,800
8.	Shri Sunil Kumar	Government Nominee Director	-
9.	Shri Dilip Gogoi Lalung	Independent Director	-
10.	Dr. (Prof.) Ashutosh Pant	Independent Director	-
11.	Dr. Dattatreya Rao Sirpurker	Independent Director	-
12.	Shri Prasenjit Biswas	Independent Director	-
13.	Shri Sudipta Kumar Ray	Independent Director	-
14.	Shri Krishnan Sadagopan	Independent Director	-
15.	Dr.(Prof.) Ram Naresh Singh	Independent Director	-

(c) Stakeholders' Relationship Committee

The Stakeholders' Relationship Committee evaluates the grievances of stakeholders/investors and the system of redressal of the same, reviews the measures taken for effective exercise of voting rights by shareholders, reviews the adherence to the service standards adopted for various services being rendered by the Registrar & Share Transfer Agent, reviews the various initiatives taken for reducing the quantum of unclaimed dividends and ensuring timely receipt of dividend warrants/annual reports/statutory notices by the shareholders of the Company. The Committee also approves issuance of share certificates. The Company endeavours to resolve complaints/grievances/queries of stakeholders/investors within a reasonable period of time.

The Stakeholders Relationship Committee has been constituted in line with the provisions of the SEBI (LODR) and the provisions of the Act. The Committee comprised the following members as on 31.03.2023:

Sl. No.	Name	Designation	Committee Position
1.	Dr. (Prof.) Ashutosh Pant	Independent Director	
2.	Shri Dilip Gogoi Lalung	Independent Director	
3.	Shri Ranjan Kumar Mohapatra	Director (Human Resources)	
4.	Shri Satish Kumar Vaduguri	Director (Marketing)	

 Chairman
 Member

The attendance at the meeting of the Stakeholders' Relationship Committee held during 2022-23 is given below:

Sl. No.	Name	Designation	14.03.2023
1.	Dr. (Prof.) Ashutosh Pant	Independent Director	✓
2.	Shri Dilip Gogoi Lalung	Independent Director	✓
3.	Shri Ranjan Kumar Mohapatra	Director (Human Resources)	✗
4.	Shri Satish Kumar Vaduguri	Director (Marketing)	✓

The Company Secretary acts as the Secretary of the Stakeholders' Relationship Committee and is also the Compliance Officer.

Details of Complaints Received and Redressed during 2022-23:

During the year, 3689 complaints were received, out of which 18 complaints were pending as on 31.03.2023 and the same were subsequently resolved. Further, during the year, 693 requests for change of address, recording of nomination, issue of duplicate share certificates/dividend warrant, etc. were received, out of which 8 requests were pending as on 31.03.2023 and the same were subsequently addressed.

The Company has created a designated email-id investors@indianoil.in exclusively for investors to enable them to raise their grievances, if any.

(d) Corporate Social Responsibility & Sustainable Development Committee

The Company's Corporate Social Responsibility (CSR) is guided by its corporate vision of caring for the environment and the community. The Company believes that CSR is its continuing commitment to conduct business in an ethical and sustainable manner and to contribute to the economic well-being of the country, while improving the quality of life of the local community residing in the vicinity of its establishments and the society at large.

In line with the above vision, the Board has constituted a Corporate Social Responsibility & Sustainable Development (CSR&SD) Committee in line with the provisions of the Act to recommend, monitor and administer activities under the Sustainability and CSR Policy and to also oversee its performance/implementation.

The Committee comprised of the following members as on 31.03.2023:

Sl. No.	Name	Designation	Committee Position
1.	Dr. Dattatreya Rao Sirpurker	Independent Director	
2.	Dr. (Prof.) Ashutosh Pant	Independent Director	
3.	Shri Ranjan Kumar Mohapatra	Director (Human Resources)	
4.	Shri Satish Kumar Vaduguri	Director (Marketing)	
5.	Shri Sujoy Choudhury	Director (Planning & Business Development)	
6.	Shri Sanjay Kaushal	Chief Financial Officer	

 Chairman
 Member

The attendance at the six meetings of the CSR & SD Committee held during 2022-23 is given below:

Sl. No.	Name	Designation	17.05.2022	15.06.2022	29.07.2022	29.09.2022	23.11.2022	13.03.2023
1.	Dr. Dattatreya Rao Sirpurker	Independent Director	✓	✓	✓	✓	✓	✓
2.	Dr. (Prof.) Ashutosh Pant	Independent Director	✓	✓	✓	✓	✓	✓
3.	Shri Ranjan Kumar Mohapatra	Director (Human Resources)	✓	✗	✓	✓	✓	✓
4.	Shri Satish Kumar Vaduguri	Director (Marketing)	✓	✓	✓	✓	✓	✓
5.	Shri Sujoy Choudhury	Director (Planning & Business Development)	✓	✗	✓	✓	✓	✗
6.	Shri Sanjay Kaushal (w.e.f. 04.10.2022)	Chief Financial Officer					✓	✓
7.	Shri Sandeep Kumar Gupta (upto 03.10.2022)	Director (Finance)	✓	✓	✓	✓		
8.	Ms. Lata Usendi (upto 05.11.2022)	Independent Director	✓	✓	✓	✓		



The Company Secretary acts as the Secretary of the CSR&SD Committee.



The CSR Policy is hosted on the website of the Company on the link <https://www.iocl.com/policies>. The CSR Report, as required under the Act for the year ended 31.03.2023 is annexed to the Director's Report.

(e) Risk Management Committee

The Company has constituted a Risk Management Committee to review the risk management process involving risk assessment and minimisation procedure as well as to approve the derivative transactions above US\$100 Million on a 'mark to market' basis.

The Risk Management Committee has been constituted in line with the provisions of the SEBI (LODR). The Committee comprised of the following members as on 31.03.2023:

Sl. No.	Name	Designation	Committee Position
1.	Shri Shrikant Madhav Vaidya	Chairman, IndianOil	
2.	Dr. (Prof.) Ashutosh Pant	Independent Director	
3.	Shri Satish Kumar Vaduguri	Director (Marketing)	
4.	Ms. Sukla Mistry	Director (Refineries)	
5.	Shri Sujoy Choudhury	Director (Planning & Business Development)	
6.	Shri T.C. Shankar	Chief Risk Officer	

 Chairman
 Member

The attendance at the two meetings of the Risk Management Committee held during 2022-23 is given below:

Sl. No.	Name	Designation	19.09.2022	13.03.2023
1.	Shri Shrikant Madhav Vaidya	Chairman, IndianOil	✓	✓
2.	Shri Satish Kumar Vaduguri	Director (Marketing)	✓	✓
3.	Ms. Sukla Mistry	Director (Refineries)	✓	✓
4.	Shri Sujoy Choudhury	Director (Planning & Business Development)	✓	✓
5.	Dr. (Prof.) Ashutosh Pant	Independent Director	✓	✓
6.	Shri T.C. Shankar	Chief Risk Officer	✓	✓
7.	Shri Sandeep Kumar Gupta (upto 03.10.2022)	Director (Finance)	✓	

(f) Other Board Committees:

In addition to the above committees, the Board has delegated certain powers to various Board Committees with distinct roles and responsibilities. The composition of such committees as on 31.03.2023 is as under:

Sl. No.	Name of Committee	Role and Responsibilities	Members
1.	Project Evaluation Committee	To appraise projects costing ₹ 250 Crore and above before the projects are submitted to the Board for approval.	<ul style="list-style-type: none"> • One Government Nominee Director • One Independent Director • Director (Human Resources) • Chief Financial Officer/Director (Finance) The Committee is headed by the Government Nominee Director.
2.	Marketing Strategies & Information Technology Oversight Committee	To evolve the strategies, policies, guidelines and take decisions on all matters relating to marketing activities of the Corporation including revival of dealerships/distributorships and to oversee the implementation of IT strategies of the Corporation.	<ul style="list-style-type: none"> • One Government Nominee Director • One Independent Director • Director (Refineries) • Director (Planning & Business Development) • Director (Finance) • Director (Marketing) The Committee is headed by the Government Nominee Director.
3.	Deleasing of Immoveable Properties Committee	To consider de-leasing of Company leased flats/accommodation/immoveable properties.	<ul style="list-style-type: none"> • Chairman, IndianOil • Director (Finance) • Director (Human Resources) • Director (Marketing) • One Government Nominee Director The Committee is headed by the Chairman of the Company.
4.	Contracts Committee	To approve contracts beyond certain limits as provided in the Delegation of Authority of the Corporation.	<ul style="list-style-type: none"> • Chairman, IndianOil • All Functional Directors • Chief Financial Officer. The Committee is headed by the Chairman of the Company.
5.	Planning & Projects Committee	To consider and approve all project proposals above ₹ 100 Crore and up to ₹ 250 Crore.	<ul style="list-style-type: none"> • Chairman, IndianOil • All Functional Directors • Chief Financial Officer. The Committee is headed by the Chairman of the Company.
6.	LNG Sourcing Committee	To review the terms and condition of LNG sales and Purchase Agreement and recommend the same to Board for approval for purchase of LNG on long-term basis.	<ul style="list-style-type: none"> • Chairman • Director (Planning & Business Development) • Director (Refineries) • Chief Financial Officer/Director (Finance) The Committee is headed by the Chairman of the Company.
7.	Dispute Settlement Committee	To examine and give recommendation on the settlement proposals having financial implication of more than ₹ 25 Crore for approval of the Board as per Conciliation Policy of the Company.	<ul style="list-style-type: none"> • Independent Directors • Concerned Functional Director • Co-opt additional Director, if any. The Committee is headed by an Independent Director.

The Company Secretary is the Secretary to all the Board Committees.

The composition of various committees of the Board is also hosted on the website of the Company.

The minutes of the meetings of the Board Committee are circulated to the members of the Committee. The approved minutes are then circulated to all concerned departments of the Company for necessary action and are also submitted to the Board for information.

There were no instances wherein recommendation made by any Board Committee were not accepted by the Board of the Company during 2022-23.

4. GENERAL MEETINGS

The Annual General Meeting (AGM) of the Company is held in compliance with the provisions of the Act and SEBI (LODR). The details of the AGM held during last three years are as under:

	2019-20	2020-21	2021-22
Date and Time	21.09.2020 02:30 PM	27.08.2021 10.30 AM	25.08.2022 10.00 AM
Venue	In view of the COVID pandemic, the AGM was conducted Online through Video Conferencing (VC)/Other Audio-Visual Means (OAVM)	In view of the COVID pandemic, the AGM was conducted Online through Video Conferencing (VC)/Other Audio-Visual Means (OAVM)	In view of the COVID pandemic, the AGM was conducted Online through Video Conferencing (VC)/Other Audio-Visual Means (OAVM)
Special Resolutions Passed (nos.)	1	0	0

Note: For the AGM conducted through OAVM, the proceedings of the AGM are deemed to be conducted at the registered office of the Company situated in Mumbai.

No Extraordinary General Meeting of the members was held during 2022-23.

5. POSTAL BALLOT

Approval of the members was sought through postal ballot in May 2022 for appointment of an Independent Director and for capitalisation of reserves of the Company for issue of Bonus Equity Shares.

There is no immediate proposal for passing any resolution through Postal Ballot. None of the businesses proposed to be transacted at the ensuing AGM require passing the resolution through Postal Ballot.

6. DISCLOSURES

a. Independent Directors' Meeting

During the year, the Independent Director's met on 31.01.2023 without the presence of Non-Independent Directors and members of the management.

b. Related Party Transactions

The Company has a policy on 'Materiality of Related Party Transactions and dealing with Related Party Transactions' which is hosted on the website of the Company and can be accessed at the following link: https://www.iocl.com/download/Policies/RPT_Policy.pdf

As per the policy, all Related Party Transactions (RPT's) are approved by the Audit Committee. The Audit Committee had granted omnibus approval for related party transactions during 2022-23 in line with the provisions of the Act, SEBI (LODR) and the policy on RPTs. A report on such transactions was submitted to the Audit Committee on a quarterly basis. Further, the periodical disclosure of RPTs on a consolidated basis in the prescribed format was filed with the Stock Exchanges on half-yearly basis and also hosted on the website of the Company.

In compliance with the provisions of the SEBI (LODR), the Company had obtained the approval of members for material RPTs for the year 2022-23 and 2023-24.

c. Material Subsidiary Companies

The Company has a 'Policy for Determining Material Subsidiaries' and the same is hosted on the website of the Company and can be accessed at the following link: https://www.iocl.com/download/Policies/Material_Subsiary_Policy.pdf

There were no material unlisted subsidiaries during 2022-23. The minutes of the Board Meetings of unlisted subsidiaries are submitted to the Board of the Company on a periodic basis.

d. Non-compliances/Strictures/Penalties during the last three years

There was neither any case of non-compliance, nor any penalties/strictures were imposed on the Company by the Stock Exchanges/SEBI or any other statutory authority on any matter related to capital markets during the last three years.

However, during the year, the Company received notices from the National Stock Exchange of India Limited (NSE) as well as the BSE Limited (BSE) regarding non-compliance with the provision of Reg. 17(1) of SEBI (LODR) for the quarter ended June 2022, September 2022, December 2022 & March 2023 and imposition of monetary fine for not having requisite number of Independent Directors on the Board. In response to the notice, the Company wrote to the Exchange(s) clarifying that the shortfall in Independent Directors was not due to any negligence/default by the Company as the appointment of Directors is done by the Government of India. In view thereof, the Company has requested the Exchanges to waive-off the fines.

Pursuant to the Company's request, the NSE has waived-off the fines imposed for non-compliance relating to composition of the Board for the period September 2018 to September 2022.

e. Proceeds from Public Issues, Right Issues, Preferential Issues etc:

During the year under review, the Company did not raise any equity capital through public issues, rights issues or preferential issues. However, the Company had issued Unsecured, Rated, Listed, Taxable, Redeemable, Non-Convertible Debentures of ₹ 10,00,000/- each (NCDs) amounting to ₹ 10,000 Crore on a private placement basis. The funds were utilised for the purpose for which these were raised and there has been no deviation or variation in utilisation of funds. Further, Company has redeemed the Non-Convertible Debentures amounting to ₹ 3,000 Crore on maturity date i.e. 25.11.2022.

f. Vigil Mechanism and Whistle-Blower Policy

The Company promotes ethical behaviour in all its business activities and has put in place a mechanism for reporting illegal or unethical behaviour. The Company has laid down procedures and internal controls like Delegation of Authority, Standard Operating Procedures (SOP's), Conduct, Discipline and Appeal Rules for employees, etc. The Vigilance Department, which forms an important part of the vigil mechanism, undertakes participative, preventive and punitive action for establishing effective internal control systems and procedures for minimising systemic failures, with greater emphasis on participative and preventive aspects. The Government Auditors, Statutory Auditors and Internal Auditors are also important constituents of the vigil mechanism to review the activities of the Company and report observations on any deficiency or irregularities.

The Company has framed a Whistle-Blower Policy wherein the employees are free to report any improper activity resulting in violations of laws, rules, regulations or code of conduct by any of the employees, including leakage/misuse of unpublished price sensitive information in violation of IndianOil's Insider Trading Code, to the Competent Authority or Chairman of the Audit Committee, as the case may be. Any complaint received would be reviewed by the Competent Authority or Chairman of the Audit Committee. The policy provides that the confidentiality of those reporting violations shall be maintained and they shall not be subjected to any discriminatory practice. No employee has been denied access to the Audit Committee.

The Whistle-Blower policy is hosted on the website of the Company on the link https://www.iocl.com/InvestorCenter/pdf/Whistle_Blower_policy.pdf.

g. Code for Prevention of Insider Trading in securities of IndianOil and Practices and Procedure for Fair Disclosure

In terms of the provisions of the Securities and Exchange Board of India (Prohibition of Insider Trading) Regulations, 2015, as amended, the Company has adopted a Code of Conduct to regulate, monitor and report trading by designated persons in listed or proposed to be listed securities of the Company ("the Code"). The Code aims at preserving and preventing misuse of unpublished price sensitive information. The code of practices and procedures for fair disclosure of unpublished price sensitive Information is hosted on the website of the Company.

h. CEO/CFO Certification

The Chairman and CFO of the Company have given the "CEO/CFO Certification" to the Board.

i. Integrity Pact

The Company has signed a Memorandum of Understanding (MoU) with Transparency International India (TII) in 2008 for implementing the Integrity Pact (IP) Program focused on enhancing transparency, probity, equity and competitiveness in its procurement process.

Presently, three Independent External Monitors (IEMs) have been nominated by the Central Vigilance Commission (CVC) to monitor the implementation of IP in all tenders, of the threshold value of ₹ 10 Crore and above, across all Divisions of the Company.

During the year, 11 meetings with the IEMs were held. Based on the above threshold value, 603 tenders came under the purview of the IP during 2022-23 against which 10 complaints were received which were referred to the IEMs and deliberated during the year.

j. Relationship Between Directors

None of the Directors is inter-se related to other Directors of the Company.

k. Details of Familiarisation Programmes for Independent Directors

The details of familiarisation programmes imparted to Independent Directors are hosted on the website of the Company and can be accessed at the link <https://iocl.com/download/IDFP.pdf>

l. Outstanding Global Depository Receipts (GDRs)/ American Depository Receipts (ADRs)/Warrants or any Convertible instruments:

The Company has not issued any GDRs/ADRs/Warrants or any convertible instruments and therefore there is no outstanding GDRs/ADRs/Warrants or any convertible instruments as on 31.03.2023.

m. Disclosure Regarding Commodity Price Risk and Hedging Activities**(i) Entity's Risk Management Policy w.r.t. Commodities and its Hedging:**

IndianOil is exposed to a number of commodity price risks such as variation in refining margins, i.e., the difference between refined product price and crude price, risk of value erosion in inventory due to prices, risk of higher crude prices on crude consumed in refining system, risk of variation in prices of LNG on refinery consumption, risk of price variations on imports of petroleum products and LNG for marketing, etc.

The Company assesses these risks and based on potential of these risks being realised, appropriate hedging positions are undertaken using hedging tools allowed to be traded under laws in India to monitor & manage significant risks.

The Company has a Board-approved policy for the risk management covering the exposure towards commodities, commodity risk and hedged exposure.

(ii) Exposure to Commodity and Commodity Risks faced throughout the Year:

(a) Total Estimated Exposure of the Company to Commodities in INR:

The value of the total inventory held by the Company for raw material, stock in process, finished goods and stock in trade as on March 31, 2023, was ₹ 1,08,140 Crore.

(b) Exposure of the Company to Material Commodities:

Commodity Name	Exposure in INR towards the particular commodity#	Exposure in Quantity terms towards the particular commodity	% of such exposure hedged through commodity derivatives				
			Domestic Market		International market		Total
			OTC	Exchange	OTC	Exchange	
₹ in Crore	In MMT						
Refinery Margin	5,200	67.428	NIL	NIL	0.87%	NIL	0.87%
Inventory as on 31.03.2023							
- Crude Oil	4,100	8.823	NIL	NIL	NIL	NIL	NIL
- Finished Goods (including Stock in Trade)	5,500	7.524	NIL	NIL	NIL	NIL	NIL

Estimated Impact for each 10% variation in exposure has been given for the particular commodity

(c) Commodity Risks faced by the Company during the year and how they have been managed:

The primary commodity risk faced by the Company is the risk around price movement in crude oil, refined products and LNG. Any adverse movement in commodity prices may affect the margin. Similarly, any favourable movement in prices can also allow margins to rise. Hedging activities are targeted at fixing a price for reducing uncertainties/volatilities in future cash flows.

n. Disclosures in relation to Sexual Harassment of Women at Workplace (Prevention, Prohibition and Redressal) Act, 2013

Six complaints of sexual harassment were pending as on 01.04.2022. During the year, eight complaints were received, and nine complaints were disposed-off. As on 31.03.2023, five complaints were pending.

o. Disclosure by the Company and its Subsidiaries of 'Loans and Advances' in the nature of Loans to Firms/ Companies in which Directors are Interested by name and Amount

The Company has not provided any Loans and Advances to firms or companies in which Directors are interested.

p. Fees Paid to Statutory Auditors

An amount of ₹ 5.39 Crore is paid/payable to the Statutory Auditors of the Company for the year 2022-23 towards various services rendered them to IndianOil.

q. Compliance Report on Corporate Governance

The Company has submitted the quarterly/half yearly/annual compliance report on Corporate Governance in the prescribed format to the stock exchange(s) within the prescribed time period. The same is also hosted on the website of the Company.

r. Compliance with the Mandatory Requirements of SEBI (LODR)

The Company adheres to the provisions of the laws and guidelines of regulatory authorities including SEBI and covenants in the agreements with the Stock Exchanges and Depositories. The Company has complied with all the mandatory requirements specified in Regulations 17 to 27 and Regulation 46(2)(b) to 46(2)(i) of the SEBI (LODR), except as given below:

- The Board did not have at least one Woman Independent Director during the period 06.11.2022 to 31.03.2023.
- The Board did not comprise of at least 50% Independent Directors during the period 01.04.2022 to 03.10.2022 & 06.11.2022 to 31.03.2023.
- Performance evaluation of Independent Directors by the Board of Directors was not carried out.

The Company, being a Government Company under the administrative control of the Ministry of Petroleum & Natural Gas (MoP&NG), the power to appoint Directors (including Independent Directors) and their performance evaluation vests with the Government of India.

The Company is following up with the MoP&NG on a regular basis to appoint the requisite number of Directors to ensure compliance with SEBI (LODR).

s. Adoption of the Non-mandatory Requirements of SEBI (LODR)

The Company has not adopted any discretionary requirements provided under Part E of Schedule II of SEBI (LODR).

The Statutory Auditors have expressed un-modified opinion on the Financial Statements for the year 2022-23.

t. Guidelines on Corporate Governance by Department of Public Enterprise (DPE)

The Company is complying with all the requirements of the DPE Guidelines on Corporate Governance except with regard to composition of the Board as stated in para (q) above.

The Company also scrupulously follows the Presidential Directives and guidelines issued by the Government of India regarding reservation in services for SC/ST/OBC/PwBD (Persons with Benchmark Disabilities)/Ex-servicemen/Economically Weaker Sections (EWSs) to promote inclusive growth.

No items of expenditure have been debited in books of account, which are not for the purpose of business. No expenses, which are of personal nature, have been incurred for the Board of Directors and the top management.

The regular administrative and office expenses were 1.53% of total expenses during 2022-23 as against 1.09% during the previous year.

7. MODES OF COMMUNICATION**a. Financial Results**

The quarterly audited/unaudited financial results are announced within the time prescribed under the SEBI (LODR). The results are published in leading newspapers like The Economic Times, Business Standard, The Hindu Business Line, The Financial Express, Mint and Maharashtra Times (Marathi Newspaper). The financial results are also hosted on the Company's website www.iocl.com. The Company issues news releases on significant corporate decisions/activities and posts them on its website as well as notifies the stock exchanges as and when deemed necessary.

b. Conference call with Investors

Prior intimation of conference calls, if any, to discuss financial performance of the Company is given to the stock exchanges and is also hosted on the website of the Company.

c. News Releases

Official press releases, detailed presentations made to media, analysts, institutional investors, etc. are displayed on the Company's website.

d. Website

The Company's website www.iocl.com provides a separate section for investors where relevant member information is available. The Annual Report of the Company is also hosted on the Company's website.

e. Annual Report

The Annual Report is circulated to the members and others entitled thereto. The Management Discussion and Analysis (MDA) Report and Corporate Governance Report forms a part of the Annual Report.

f. Chairman's Speech at AGM

The Chairman read out his speech at the AGM which was held through VC/OAVM on 25.08.2022. The same was also placed on the website of the Company for information of the members.

g. Webcast of AGM Proceedings

The AGM for the year 2021-22 was held through VC/OAVM on 25.08.2022. The live webcast of the proceedings of the AGM alongwith the option to ask queries and interact with the management of the Company was provided to the members.

h. Investor Service Cell

The Investor Service Cell exists at Registered Office of the Company in Mumbai and the Corporate Office in New Delhi as well as at KFin Technologies Limited, Registrar & Transfer Agent (RTA) office in Hyderabad to address the grievances/queries of members/debenture holders.

To facilitate the investors to raise queries/grievances through electronic mode, separate e-mail ID viz.investors@indianoil.in & einward.ris@kfintech.com has been provided.

i. SCORES (SEBI Complaints Redressal System)

SEBI has provided a centralised web-based complaints-redressal system named, SCORES, through which an investor can lodge complaint(s) against a Company.

j. Green Initiative - Service of Documents in Electronic Form

The provisions of the Act permits paperless communication by allowing service of all documents in electronic mode. Further, the Ministry of Corporate Affairs (MCA) as well as SEBI, has permitted that all communication to members may be served electronically. In compliance thereof, the Company has adopted the practice of sending communications, including Annual Report, through email to those members whose email id is available as per registered records and physical copy to those who request for the same.

8. GENERAL MEMBER INFORMATION

(a) Annual General Meeting:

Date, Time and Mode of the Annual General Meeting	Friday, 25.08.2023 at 10:30 AM Through Video Conferencing (VC)/Other Audio Visual Means (OAVM)
---	---

(b) Financial Year:

The Financial Year of the Company is from 1st April to 31st March. The financial calendar to approve quarterly/annual financial results for the year 2023-24 is as under:

Quarter ending June 30, 2023	On or before August 14, 2023
Quarter ending September 30, 2023	On or before November 14, 2023
Quarter ending December 31, 2023	On or before February 14, 2024
Quarter and year ending March 31, 2024	On or before May 30, 2024

The trading window closure period for dealing in securities of the Company is informed to the stock exchanges and also hosted on the website of the Company. The Trading Window generally remains closed for 'Insiders' of the Company from the end of each quarter till 48 hours after the financial results for the quarter are filed with stock exchanges and become generally available, unless otherwise informed by Company Secretary.

(c) Dividend:

During the year, the Company has paid final dividend of ₹ 2.40 per equity share (post bonus) having face value of ₹ 10/- each for the year 2021-22 to the eligible shareholders in the month of September 2022.

In addition, a final dividend of ₹ 3.00 per equity share, as recommended by the Board of Directors, subject to approval of the members of the Company at the AGM, shall be paid to the eligible members within the stipulated period of 30 days, as provided under the Act, after the AGM.

The Company has fixed Friday, 28.07.2023 as the Record Date to ascertain the eligibility of members to receive the final dividend, if declared at the AGM.

(d) Listing of Securities on Stock Exchanges:

- The equity shares of the Company are listed on the BSE and the NSE. The address of the BSE & NSE is provided in the Annual Report.
- The debt securities issued by the Company are listed on the Debt Segment of the BSE and the NSE. The Company has appointed SBICAP Trustee Company Limited as the Debenture Trustee for the debt securities.
- The Company has paid listing fees in respect of its listed securities to both the stock exchanges for the year 2022-23. In addition, the Commercial Papers issued by the Company are also listed on the BSE & the NSE.

(e) Corporate Identity Number (CIN):

The Company is registered with the Registrar of Companies (RoC) in the State of Maharashtra, India. The CIN allotted to the Company by the MCA is **L23201MH1959GOI011388**.

(f) ISIN Number of Equity Shares : INE 242A01010

(g) Stock Code at BSE : 530965

(h) Stock Code at NSE : IOC

(i) Details of Debentures outstanding as on 31.03.2023:

Series	ISIN	Issue Date	Maturity	Tenure	Rate of Interest	Issue Size (₹ Crore)
XIV	INE242A08437	22.10.2019	22.10.2029	10 Years	7.41%	3000.00
XV	INE242A08445	14.01.2020	14.04.2023	3 Years 3 Month	6.44%	2000.00
XVI	INE242A08452	06.03.2020	06.03.2025	5 Years	6.39%	2995.00
XVIII	INE242A08478	03.08.2020	11.04.2025	4 Years 8 Month 8 Days	5.40%	1625.00
XIX	INE242A08486	20.10.2020	20.10.2025	5 Years	5.50%	2000.00
XX	INE242A08494	25.01.2021	23.01.2026	4 Years 11 Month 29 Days	5.60%	1290.20
XXI	INE242A08502	18.02.2022	18.02.2027	5 Years	6.14%	1500.00
XXII	INE242A08510	21.04.2022	19.04.2024	1 Year 11 months 29 days	5.84%	2500.00
XXIII	INE242A08528	17.06.2022	12.04.2032	9 Year 9 months 26 days	7.79%	2500.00
XXIV	INE242A08536	06.09.2022	06.09.2027	5 Years	7.14%	2500.00
XXV	INE242A08544	25.11.2022	25.11.2027	5 Years	7.44%	2500.00

(j) Stock Market Data:

The market price and volume of the Company's equity shares (face value ₹ 10 each) traded on the BSE & NSE during 2022-23 are given below:

Month	BSE			NSE		
	High	Low	Volume	High	Low	Volume
PRE-BONUS						
April 2022	136.00	118.95	1,25,04,664	136.05	119.00	23,78,69,817
May 2022	128.70	111.90	1,97,26,906	128.70	111.85	27,06,46,136
June 2022 (upto June 29, 2022)	120.65	101.60	1,62,17,299	120.70	101.55	24,40,25,946
POST - BONUS						
June 2022 (from June 30, 2022)	75.90	73.75	27,22,601	76.00	73.70	3,44,24,950
July 2022	75.15	70.00	2,05,86,619	75.15	70.00	26,07,99,991
August 2022	73.95	70.30	2,93,99,175	73.80	70.25	38,75,32,912
September 2022	73.75	65.20	4,01,84,883	73.75	65.20	36,32,56,752
October 2022	69.20	65.55	3,00,54,716	69.20	65.55	21,21,16,718
November 2022	77.00	68.15	3,72,61,137	77.00	68.15	27,74,41,853
December 2022	79.25	72.35	3,05,89,052	79.25	72.35	30,24,96,281
January 2023	84.10	76.45	3,10,21,336	84.05	76.45	28,18,36,244
February 2023	81.80	75.80	1,68,23,631	81.95	75.80	16,29,75,846
March 2023	81.00	75.77	1,70,25,620	81.15	75.75	20,38,81,396

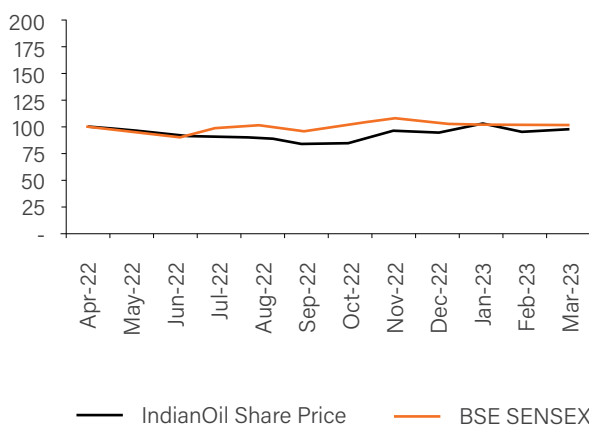
Note: In July 2022, the Company issued bonus equity shares in the ratio of 1:2, i.e., 1 bonus equity share for every 2 equity share held by the eligible members as on the record date.

(k) Stock Price Performance in Comparison to Broad-based Indices:

During 2022-23, the equity share price of the Company opened at ₹ 119.70 (post bonus adjusted price of ₹ 79.80) on 01.04.2022 and closed at ₹ 77.94 on 31.03.2023 on the BSE, thereby decreasing by 2.33%. During the same period, the BSE SENSEX opened at 58,531 and closed at 58,992, thereby increasing by 0.79%. The NSE NIFTY opened at 17,437 and closed at 17,360, thereby decreasing by 0.44%.

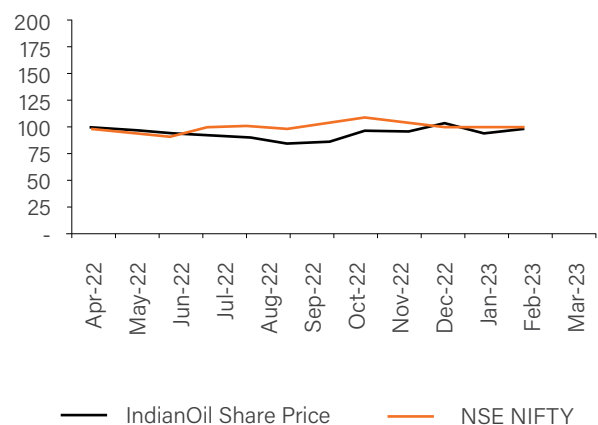
The relative comparison (on base of 100) of the monthly closing price of the Company's equity share vis-a-vis BSE SENSEX and NSE NIFTY during 2022-23 is as under:

RELATIVE MOVEMENT OF INDIANOIL SHARE CLOSING PRICE VIS-À-VIS BSE SENSEX DURING 2022-23



Base 100= April 2022

RELATIVE MOVEMENT OF INDIANOIL SHARE CLOSING PRICE VIS-À-VIS NSE NIFTY DURING 2022 -23



Base 100= April 2022

Note: Share price has been adjusted reckoning issue of Bonus Shares (1:2) in July 2022.

(l) Registrar & Transfer Agents (RTA):

KFin Technologies Limited
Selenium Building B, Plot 31-32,
Financial District, Nanakramguda,
Hyderabad, Telangana – 500 032
Toll Free No. : 1800 309 4001
E-mail Address : einward.ris@kfintech.com
Website : www.kfintech.com

(m) Share Transfer System:

The equity shares of the Company are traded in dematerialised form. Pursuant to the SEBI guidelines, no physical transfer of shares is allowed. Further to SEBI circular dated 25.01.2022, the Company has been issuing securities in dematerialised form only while processing the requests for issue of duplicate share certificates, transmission, transposition etc.

(n) Distribution of Shareholding as on 31.03.2023:

Sl. No.	Nominal Value of Equity Shares (₹)	No. of Members (Folios)	% of Members	Amount (₹)	% of Amount
1.	1- 5000	16,14,485	85.98	138,57,84,180	0.98
2.	5001-10000	1,13,040	6.02	84,14,11,400	0.60
3.	10001-20000	68,341	3.64	99,00,20,290	0.70
4.	20001-30000	24,829	1.32	63,55,99,130	0.45
5.	30001-40000	12,395	0.66	43,49,73,650	0.31
6.	40001-50000	8,493	0.45	39,03,03,500	0.28
7.	50001-100000	17,084	0.91	123,13,48,920	0.87
8.	100001&Above	19,078	1.02	13530,29,42,760	95.82
	Total	18,77,745	100.00	14121,23,83,830	100.00

(o) Shareholding Pattern as on 31.03.2023:

Sl. No.	Category	Members (Folios)		Equity Shares	
		No.	%	No.	%
I.	PROMOTER SHAREHOLDING				
1.	President of India	1	0.00	727,21,99,767	51.50
II.	PUBLIC SHAREHOLDING				
2.	Governor of Gujarat	1	0.00	1,62,00,000	0.11
3.	Oil & Natural Gas Corporation Ltd. (Government Company)	1	0.00	200,58,22,884	14.20
4.	Oil India Ltd. (Government Company)	1	0.00	72,83,85,744	5.16
5.	Corporate Bodies	2,510	0.13	5,09,51,001	0.36
6.	FIIIs/NRIIs/FPIIs	14,920	0.79	100,62,24,740	7.13
7.	Banks/Indian Financial Institutions	23	0.00	18,77,798	0.01
8.	Mutual Funds	102	0.01	31,75,18,259	2.25
9.	Insurance Companies	8	0.00	8,73,38,293	0.62
10.	Public	18,59,863	99.05	97,85,05,135	6.93
11.	Trusts	117	0.01	35,18,45,822	2.49
12.	Investor Education & Protection Fund	1	0.00	68,19,700	0.05
13.	Qualified Institutional Buyer	50	0.00	129,50,08,152	9.17
14.	Others (NBFC, Clearing Members, AIF)	147	0.01	25,41,088	0.02
	Total (I+II)	18,77,745	100.00	1412,12,38,383	100.00

(p) Top 10 members as on 31.03.2023:

Sl. No.	Name	No. of Equity Shares	% To Equity Shares
1.	President of India	727,21,99,767	51.50
2.	Oil and Natural Gas Corporation Limited	200,58,22,884	14.20
3.	Life Insurance Corporation of India	118,92,20,484	8.42
4.	Oil India Limited	72,83,85,744	5.16
5.	IOC Shares Trust	34,96,77,684	2.48
6.	SBI Mutual Fund	13,84,49,168	0.98
7.	Bharat 22 ETF	7,33,01,171	0.52
8.	Vanguard Emerging Markets Stock Index Fund	5,72,23,368	0.41
9.	Vanguard Total International Stock Index Fund	5,40,34,987	0.38
10.	ICICI Prudential Life Insurance Company Limited	4,00,15,001	0.28

(q) Dematerialisation of Equity Shares and Liquidity:

The equity shares of the Company are traded in dematerialised form. To facilitate the members to dematerialise the equity shares, the Company has entered into an agreement with NSDL and CDSL. The summarised position of members in Physical and Demat segment as on 31.03.2023 is as under:

Type of Shareholding	Members (Folios)		Shareholding	
	No.	%	No.	%
Physical	3,224	0.17	1,75,09,592	0.12
NSDL	5,24,717	27.94	1164,09,81,136	82.44
CDSL	13,49,804	71.89	246,27,47,655	17.44
Total	18,77,745	100.00	1412,12,38,383	100.00

(r) Corporate Action:**i) Dividend History :**

The Company has been consistently declaring dividend. The dividend paid during the last 10 financial years is given below:

Financial Year	Rate (%)	Remarks
2012-13	62 %	-
2013-14	87 %	-
2014-15	66 %	-
2015-16	140 %	Includes Interim Dividend of 55%
2016-17	190 %	Includes interim dividend of 180%
2017-18	210%	Includes Interim Dividend of 190%
2018-19	92.50%	Includes Interim Dividend of 82.50%
2019-20	42.50%	Interim Dividend of 42.50%. No final dividend was declared.
2020-21	120%	Includes Interim Dividend of 105%
2021-22	114%	Includes Interim Dividend of 90%

ii) Bonus Issue since listing of the Equity Shares:

Financial Year	Ratio
1999-00	1:1
2003-04	1:2
2009-10	1:1
2016-17	1:1
2017-18	1:1
2022-23	1:2

(s) Unclaimed Dividend and Equity Shares Transferred to Investor Education and Protection Fund (IEPF) Authority:

Section 124 of the Act provides that any dividend that has remained unpaid/unclaimed for a period of seven years from the date of transfer to an unpaid dividend account shall be transferred to the Investor Education and Protection Fund (IEPF), established by the Central Government.

The Company annually sends reminder letters to the members, advising them to lodge their claim for such unpaid dividend. Thereafter the unclaimed/unpaid dividend is transferred to the IEPF authority on the due date. Accordingly, the unclaimed dividend of ₹ 1,35,38,250/- for the Financial Year 2014-15 and ₹ 1,26,86,306/- for the Financial Year 2015-16 (Interim Dividend 2015-16) were transferred to the IEPF authority on 01.11.2022 and 27.03.2023 respectively.

The details of dividend which remains unpaid/unclaimed with the Company as on 31.03.2023 are given below:

Year	Amount (₹)
2015-16 (Final)	2,01,31,723.00
2016-17 (1st Interim)	5,52,16,336.50
2016-17 (2nd Interim)	1,97,66,349.50
2016-17 (Final)	51,73,978.00
2017-18 (Interim)	6,59,65,492.00
2017-18 (Final)	1,76,00,900.00
2018-19 (1st Interim)	4,42,87,519.50
2018-19 (2nd Interim)	1,09,77,123.50
2018-19 (Final)	73,09,837.00
2019-20 (Interim)	3,30,75,531.50
2020-21 (1st Interim)	4,36,94,060.00
2020-21 (2nd Interim)	2,05,59,521.00
2020-21 (Final)	98,48,188.50
2021-22 (1st Interim)	2,73,85,608.00
2021-22 (2nd Interim)	2,27,36,476.00
2021-22 (Final)	2,20,78,492.00
Total	42,58,07,136.00

The IEPF rules notified by the MCA further provides that details of all unclaimed/unpaid dividend as on the closure of year, shall be filed with the MCA and also hosted on the website of the Company within 60 days from the date of the AGM. Accordingly, the Company has filed the information as on March 31, 2022 with the MCA and also hosted it on the Company's website within the prescribed period.

Section 124(6) of the Act, provides that all shares in respect of which dividend has not been paid or claimed for seven consecutive years or more shall be transferred by the Company in the name of the IEPF. Section 125 further provides that a member whose dividend amount/shares have been transferred to the IEPF shall be entitled to claim a refund therefrom.

In line with the IEPF Rules, the Company sends reminder letters to all such members, whose dividend has remained unpaid/unclaimed for a consecutive period of seven years with a request to claim the dividends, failing which the equity shares would be transferred to the IEPF Authority on the due date.

Accordingly, equity shares in respect of Final Dividend which had remained unpaid/unclaimed for a consecutive period of seven years, were transferred to the demat account of the IEPF authority on 11.11.2022. The details of such equity shares are hosted on the website of the Company.

The summary of equity shares lying in the demat account of IEPF authority as on 31.03.2023 is given below:

Particulars	No. of Shares
Equity Shares in the demat account of IEPF Authority as on 01.04.2022	37,19,339
Add: Equity Shares transferred to demat account of IEPF authority on account of Bonus Issue in the ratio of 1:2.	18,57,447
Add: Equity Shares transferred to demat account of IEPF authority on account of unpaid dividend for seven consecutive years.	13,12,106
Less: Equity Shares refunded by the IEPF authority to the investor	69,192
Equity Shares in the demat account of IEPF Authority as on 31.03.2023	68,19,700

The procedure for claiming the unpaid dividend amount and equity shares transferred to the IEPF Authority is provided on the link: <http://www.iepf.gov.in/IEPF/refund.html>

(t) Credit Rating

Credit rating assigned to the Company for various debt instruments by rating agencies is as under:

Instrument	Rating Agency	Rating	Outlook
Senior unsecured Debt - Foreign Currency	Moody's	Baa3	Stable
Senior unsecured Debt - Foreign Currency	Fitch	BBB-	Stable*
Non-Convertible Debenture	CRISIL	CRISIL AAA	Stable
Non-Convertible Debenture	India Ratings	IND AAA	Stable
Non-Convertible Debenture	ICRA	[ICRA] AAA	Stable
Bank Facilities - Long Term	CRISIL	CRISIL AAA	Stable
Bank Facilities - Short Term	CRISIL	CRISIL A1+	-
Commercial Paper	ICRA	[ICRA] A1+	-
Commercial Paper	India Ratings	IND A1+	-

* Fitch has upgraded the rating Outlook of IndianOil's debt instrument viz. "Senior unsecured Debt - Foreign Currency" from "Negative" to "Stable" in June 2022.

(u) Plant Locations:

The addresses of the plant locations are given elsewhere in the Annual Report.

(v) Address for Correspondence:

Company Secretary
 Indian Oil Corporation Limited
 IndianOil Bhavan
 G-9, Ali Yavar Jung Marg
 Bandra (East)
 Mumbai - 400051
 Tel. No. : (022) 26447327 / 26447150
 E-mail ID: investors@indianoil.in

PRACTICING COMPANY SECRETARIES CERTIFICATE ON CORPORATE GOVERNANCE

To,
The Members,

INDIAN OIL CORPORATION LIMITED

We have examined the compliance of conditions of Corporate Governance by Indian Oil Corporation Limited (hereinafter referred as "Company") for the year ended March 31, 2023 as prescribed under Regulations 17 to 27, clauses (b) to (i) of Regulation 46(2) and part C and D of Schedule V of in the Securities and Exchange Board of India (Listing Obligations and Disclosure Requirements) Regulations, 2015 (hereinafter referred as "SEBI (LODR)") and the guidelines on Corporate Governance for Central Public Sector Enterprises, as enunciated by the Department of Public Enterprises ("DPE").

We state that compliance of conditions of Corporate Governance and preparation of Corporate Governance Report is the responsibility of the management of the Company.

Auditor's Responsibility

- a. Our examination was limited to procedures and implementation thereof adopted by the Company for ensuring compliance with conditions of Corporate Governance. It is neither an audit nor an expression of opinion on the financial statements of the Company.
- b. Our procedures include in depth verification of Secretarial records and other related documents for assessment of the compliance of the Corporate Governance Report.
- c. The particulars of the Corporate Governance Report have been verified basis the documentary evidences and supportings made available to us by the management of the Company.
- d. Our examination of the Corporate Governance Report was conducted in accordance with the Referencer issued by Institute of Company Secretaries of India (ICSI) on Corporate Governance Certification under SEBI (LODR).

Opinion

In our opinion, and to the best of our information and according to our examination of the relevant records and the explanations given to us, we certify that the Company has complied with the conditions of Corporate Governance as prescribed under SEBI (LODR) and DPE Guidelines except for the following :

- a) Regulation 17 (1)(a) of SEBI (LODR), regarding the requirement of having at least one Woman Independent Director for the period November 06, 2022 to March 31, 2023.
- b) Regulation 17(1)(b) of SEBI (LODR), regarding the requirement of having at least half of the Board of Directors as Independent Directors for the period April 01, 2022 to October 03, 2022 & November 06, 2022 to March 31, 2023.

In view of exemption provided to Government Companies, vide notification dated June 05, 2015 issued by Ministry of Corporate Affairs, from complying with the provision of Section 134(3)(p) of the Companies Act 2013, the Company has not complied with Regulation 17(10) of the SEBI (LODR) which requires performance evaluation of Independent Directors by the entire Board of Directors and Regulation 25(4) of the SEBI (LODR) which requires review of performance of Non-Independent Directors, the Board of Directors as a whole and the Chairperson of the Company by the Independent Directors.

We further state that such compliance is neither an assurance as to the future viability of the Company nor the efficiency or effectiveness with which the management has conducted the affairs of the Company.

This certificate is issued solely for the purposes of complying with the provisions of SEBI (LODR) and DPE Guidelines and it should not be used by any other person or for any other purpose

For **Mehta & Mehta,**
Company Secretaries
(ICSI Unique Code P1996MH007500)

Sd/-

(Atul Mehta)

Partner

FCS No.: 5782

CP No.: 2486

Place : Mumbai

Date: July 04, 2023

UDIN: F005782E000542881



Igniting Passion, Fuelling Champions

Nurturing Sports Talent of India



IndianOil, over the last three decades, has been actively promoting sports across the nation. Recognized with the prestigious 'Rashtriya Khel Protsahan Puraskar' by the President of India, validates, IndianOil's relentless efforts in promoting sports at both grassroots and elite levels. IndianOil Sports Stars are making their marks across the global sporting arena and taking India ahead. This motivates us to continue our mission of fostering a culture of sportsmanship and excellence across the nation.





Product pipelines at Leh

Management's Discussion & Analysis

The Company is fast transforming itself from being India's **flagship national oil company** to being **India's foremost holistic energy solutions provider**. During the year, the Company set a target of increasing its share in the Indian Energy Basket from 1/11th presently to 1/8th by 2040. A massive scale-up in the Company's operations, reach and spread has thus been envisaged, in line with its vision of being **'The Energy of India'**. The Company envisages maintaining its leadership position in downstream oil, while sizably scaling its share and building a stronghold in the fast-growing alternate energy and natural gas sectors in India.

To orient itself with the nation's COP26 commitment, the Company is making significant strides in **'Crafting a Green Future'** by expanding its business portfolio for **'sustainable and affordable energy solutions for tomorrow'**. During the year, the company fructified its commitment to achieve Net-Zero (operational emissions) by 2046. The Company is working tirelessly to make its conventional product offerings greener and reduce its carbon footprints while also swiftly foraying in a big way in alternate energy solutions.

Fuelled by the mission to 'Propel the Nation' and the zeal of being 'On Duty Always', the Company has embraced its 5th Value of **'Nation-First'**, in addition to its existing values of Care, Innovation,

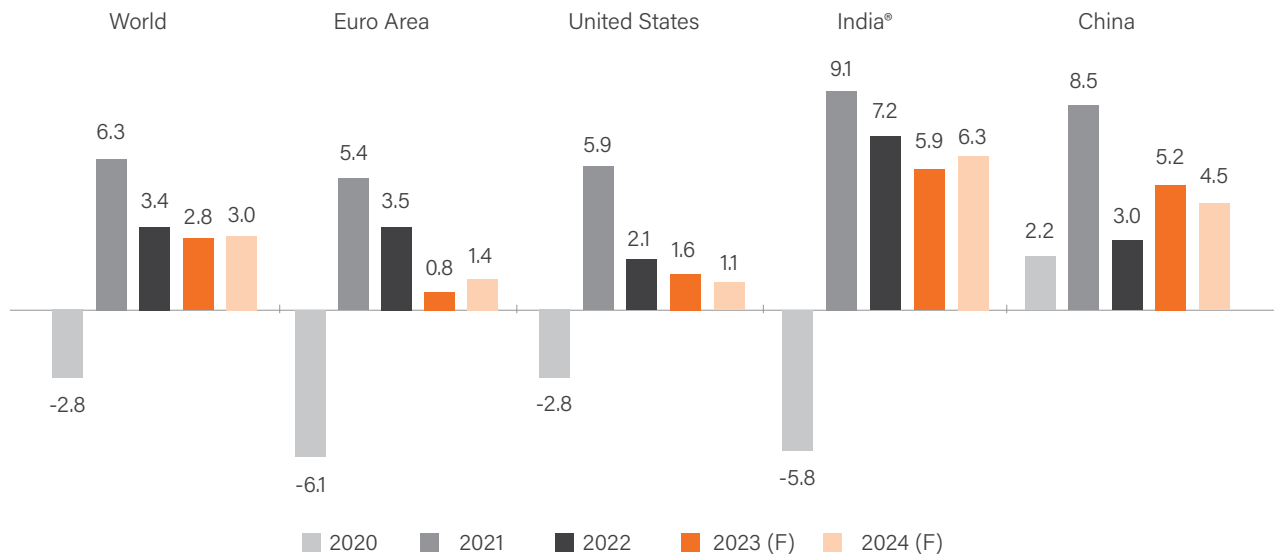
Passion & Trust. These values will be the guiding light for the Company's actions and plans.

GLOBAL ECONOMY

The tumultuous year saw global inflation rates flaring to record high, driven by multiple drivers, including commodity price increases, aggravated by the Russia - Ukraine war, supply chain bottlenecks and strong policy-supported resurgence in demand from the lows of the pandemic. Global inflation increased to 8.8% in 2022 (annual average) from the pre-pandemic (2017-19) levels of about 3.5%. To contain the surging inflation, globally central banks tightened the monetary policy and raised interest rates at a pace not seen in the last 50 years, resulting in increased cost of borrowing globally.

During the year, global economic growth slipped to 3.4% from 6.3% in 2021. Erosion in household purchasing power due to high inflation, coupled with supply uncertainty (especially in the context of energy supplies) weighed on demand in many economies and was compounded by high borrowing costs and weakening of currencies of many developing economies. In China, the Covid surge and the Zero Covid policy, along with the ongoing stress in the property sector, restrained economic activity, dipping growth to its lowest in the last 40 years (barring 2020).

GDP Growth (%)



*India growth numbers refer to a financial year, with 2022 representing 2022-23. F refers to Forecast Source: IMF, April 2023

In the first quarter of 2023, consumer price inflation had come off from its peaks in most economies due to the softening in energy and commodity prices and easing of supply chain bottlenecks. Central banks shifted towards smaller hikes, and many indicated a pause in rate hikes. The reopening of the Chinese economy towards the end of 2022 helped it to turn around and is expected to have a positive impact on global activity. On the other hand, recent events in the global banking sector pointed towards the stress, especially in the small & regional US banks and associated fears of a global contagion. Overall, global economic growth is expected to slip further to 2.8% in 2023 from the impact of global monetary tightening and the prevailing high interest rates. Moreover, inflation though softened, remains sticky and above the central banks' comfort targets for most economies, hence there is a lurking risk of financial vulnerability.

INDIAN ECONOMY

During the year, India overtook the UK to become the fifth largest economy in the world. Indian economy posted a strong growth of 7.2% in 2022-23, albeit slower than 9.1% posted in 2021-22, nevertheless standing out as the 2nd fastest growing large economy, second only to Saudi Arabia. In a year marked by record high oil

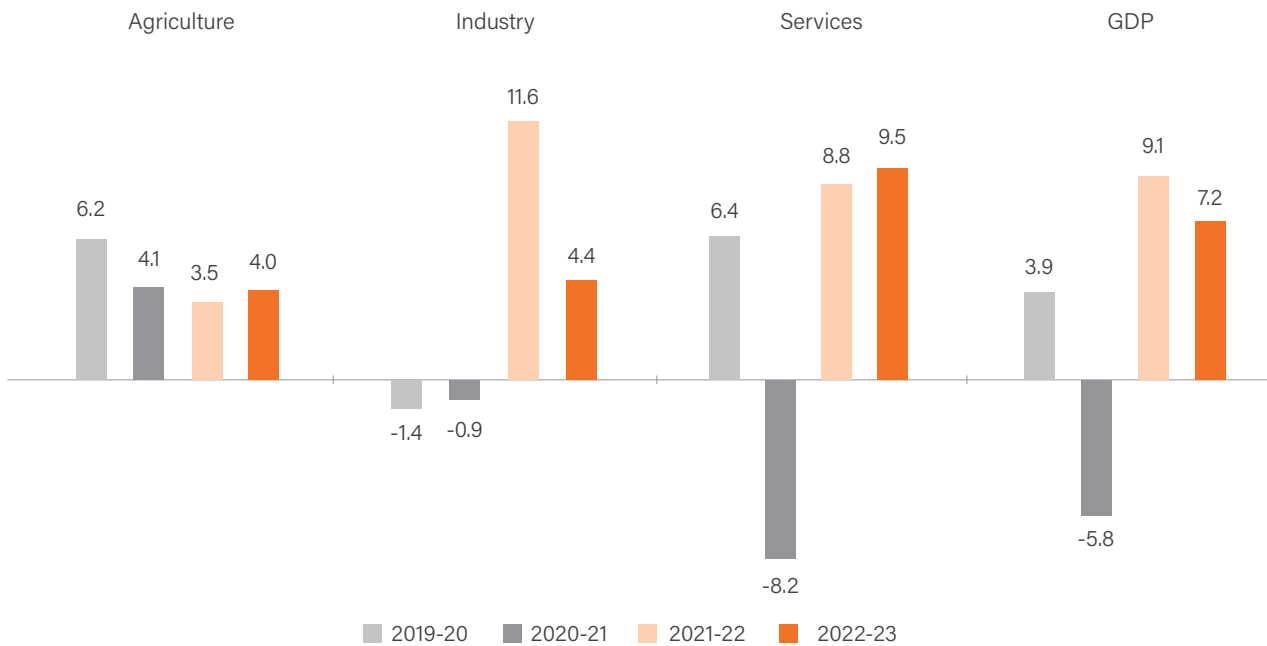
prices and heightened economic woes for many developing economy oil importers, strong growth by India – the world's 3rd biggest oil importer, stands as a testament to the Indian economy's innate strengths.

India's large domestic market drove domestic consumption and helped the economy weather the global headwinds. Private final consumption grew by 7.5% and propelled the economy even as the Government's final consumption slowed stagnated at 0.13% growth. Consumer confidence on the current economic situation, after being shaky for some time, improved during the course of the year. A sustained turnaround in investment was witnessed too, with 9.6% growth during the year, on top of 18% growth in the previous year. The investment turnaround has been concomitantly backed by the Government's continued strong capex push which crowded in private investments as well. On the supply side, agriculture continued to support growth, but the main thrust of growth was from the services sector, where growth accelerated to 9.5% from 8.8% in the previous year. The services have traditionally been the main driver of growth for the Indian economy but had been the hardest hit by the pandemic and the lockdown. However, with normalization and return of high contact services such as hotels, restaurant and tourism, growth in the services bounced back strongly.

7.2%

India GDP growth

India's GDP & Sectoral Growth Rates (%)



Source: Ministry of Statistics and Programme Implementation, Government of India (Gol)

In the backdrop of high global commodity prices, India too faced high inflation rates during the year, with retail inflation averaging at 6.65% during 2022-23, exceeding the RBI's targeted range of 2%-6%. To control the runaway inflation, the Reserve Bank of India (RBI) implemented an aggregate 250 bps hike through its rate hike cycle that began in May 2022, pushing borrowing costs back to 2019 levels. The Rupee depreciated by 7.3% during 2022-23 on account of continued strengthening of the US Dollar internationally, foreign portfolio capital outflows, and rising import bill, driven by high commodity prices. However, the Rupee performed far better than its peers, supported by the RBI's foreign exchange interventions, increased interest rates, and continued FDI inflows. The country's large holding of foreign exchange reserves built judiciously over the years and especially ramped up during the pandemic years provided an adequate buffer against global spill-overs.

Looking ahead, in 2023-24, growth is expected to be moderate on account of slowing global growth, geopolitical tensions, financial market volatility and tightening global financial conditions. Nevertheless, India is set to be the fastest growing large economy backed by sound macro management, the Government's focus on capital expenditure and an overall rebound in consumption. The recent moderation in the inflation numbers too augurs well for the growth story, along with the pause in rate hike by the RBI in its April 2023 meeting.

GLOBAL ENERGY SECTOR

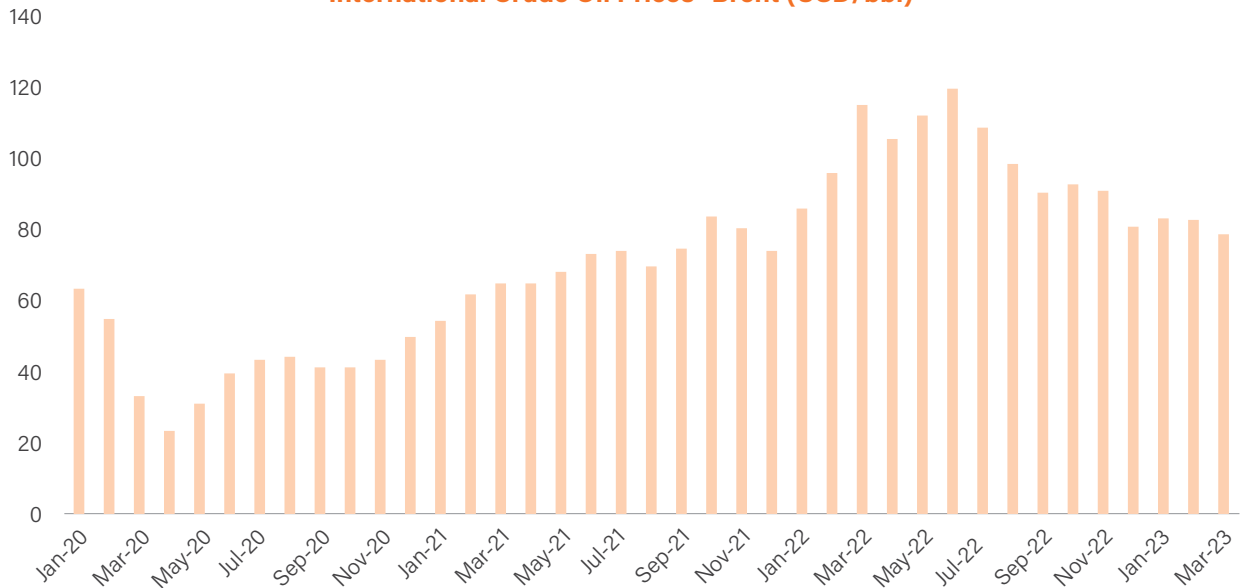
It has been a turbulent year for the global energy sector, marked by high geo-political uncertainty, redrawing of energy trade routes and high and volatile energy prices. In addition to immediate emergency measures to address the crisis, which meant looking

for new suppliers and subsidies for consumers hit by high prices, the crisis also marked long term policy shifts in many cases. Energy security was clearly back in focus as a concomitant goal, along with energy transition, with the thrust on diversity of supplies and domestic production. The criticality of continued investments in oil and gas to ensure an orderly transition came to the fore. Nevertheless, the events of the year hastened the policy push towards energy transition and marked the beginning of a 'great industrial scale-up' in clean energy. In this regard, the International Energy Agency (IEA 2023) noted that major economies are acting to combine their climate, energy security and industrial policies into broader strategies for their economies, with most notable responses being the US Inflation Reduction Act (IRA), REPowerEU, and India's Production-Linked Incentive (PLI) scheme in green energy areas.

Oil Market

After a sharp rise in the first half of 2022, global oil prices fell in the second half of 2022 and the downwards trajectory continued in the first quarter of 2023 as well. The workings of the global oil markets were complicated by a multiplicity of factors, which rendered the market to record price volatility, second only to levels observed during the 2008 financial crisis. The supply concerns mired the market first, followed by high interest rates, fears of recession and China's Covid-containment measures that pulled prices down later. Alongside this, historic draw-downs in government strategic oil inventories by the IEA members also helped ebb the surging market. In 2023, while reopening of the Chinese economy acted as a booster, the troubles in the global banking sector and the ensuing financial market stress weighed on the prices.

International Crude Oil Prices- Brent (USD/bbl)



Source: The World Bank

Overall, both demand and supply grew in 2022. However, demand failed to recover to the pre-pandemic levels, trailing at 99.8 MBPD, 1 MBPD below the 100.7 MBPD of 2019. On the supply side, bans and sanctions by the EU and its partners resulted in a seismic shift in oil trading routes and in Russia's trade relations with the EU. Nevertheless, Russia's oil production and exports remained resilient, as Russia continued to deliver its 10% share in global oil supply albeit the different buyers. OPEC+ raised its production by 3 MBPD in 2022 but many OPEC+ member countries continue to produce below their targeted quotas, although the extent of shortfall has reduced in 2023. In the US, production increased modestly by 1 MBPD, despite high prices amidst investor pressure to maintain capital discipline.

Gas Market

The natural gas markets witnessed unprecedented turmoil in 2022. Europe's efforts to meet its gas demand through LNG as its main alternative destabilized the global LNG market and trade, resulting in diversion of flows, soaring of spot LNG prices, and LNG demand destruction among Asian importers. Europe's high dependence on piped natural gas imports from Russia pushed global gas markets into a crisis, with global gas prices hitting record high levels. Sanctions and counter-sanctions between the EU & Russia and later curtailment of gas flows to Europe left Europe scrambling for supplies following the soaring prices across markets. European gas prices (Dutch TTF) in late August hit record highs of over \$90/mmbtu on continued uncertainty about Russian supplies and worries about meeting winter demand. With a robust build-up in European gas inventories (above the previous 5-year average), reduced natural gas consumption in Europe, milder winters and incoming LNG flows, natural gas prices fell across markets in the latter half of 2022 and well into 2023.

Overall, global natural gas consumption fell by 2% in 2022, marking the fifth annual reduction since 1965. The decline was largely on account of reduction in European consumption, which was 8% below the 2015-2019 average. In 2022, LNG trade grew by 5%, demand in Europe rose by a striking 63% while in the Asia Pacific

region LNG demand fell by 8% due to record high spot LNG prices. Russia's piped gas exports to Europe in 2022 fell by 50%, the lowest since mid-1980s. While Russian natural gas production fell sharply, global natural gas supplies remained stable as supplies from elsewhere helped offset the decline. In particular, natural gas production in the US hit record levels in 2022, driven by high prices and high LNG export demand, which was serviced through new liquefaction capacity additions.

Upstream Investments

Structural underinvestment in hydrocarbons has been under way since the middle of the last decade in the context of low energy prices and rising investor focus on ESG (specifically carbon). Threats to energy security faced during the year brought the focus back on upstream investments, which hit an eight-year high and posted the largest year-on-year increase in history. According to the International Energy Forum (IEF) & S&P Global Commodities, upstream investment will need to rise even further to stave off a global oil supply shortfall this decade. A cumulative investment of US\$ 4.9 trillion between 2023 and 2030 would be required to meet oil market needs, even if demand growth plateaued.

Low Carbon Energy

Global renewable energy capacity rose by 9.6% in 2022 (IRENA), of which solar and wind accounted for 90% of the net additions, and almost half of the new capacity was added in Asia. The additions lifted total renewable energy capacity to 3,372 gigawatts (GW) at the end of 2022, which was 295 GW higher than the previous year. Investment in clean energy hit a record US\$ 1.7 trillion in 2022. According to the IEA, the ratio of clean energy to fossil energy investment which was 1:1 just five years ago has been rising, touching 1.7: 1 in 2022.

9.6%

Rise in global renewable energy capacity

The events of the past year made it clear that a pragmatic focus on decarbonization and energy security would be crucial in sustaining the energy transition. Many mega policies and plans were launched such as the IRA (US 2022), REPowerEU (EU 2022), the Green Transformation (GX) programme (Japan, 2022), which not only focused on solar, wind and battery technologies but also on clean hydrogen, CCUS, nuclear and low emission gases in a big way.

INDIAN ENERGY SECTOR

As the Indian economy normalized, emerging from the shadows of the pandemic, its energy demand surged, growing by 5.6%. The upsurge in economic and industrial activity lifted power consumption by 9.5% year-on-year in 2022-23, more than double the pace of the Asia Pacific region. India added over 15 GW of renewable energy capacity in 2022-23 (of which 12.8 GW was solar) taking the total of non-fossil power generation capacity to 179 GW by the end of 2022-23.

The year was rocked by high and volatile energy prices, especially those of oil and gas. While consumers were protected from high oil prices to a large extent, in case of natural gas, LNG imports took a hit. Oil consumption grew by 10.2% year-on-year and also surpassed the pre-pandemic levels of 2019-20 by 8MMT. Natural gas consumption fell by 5.6% year-on-year and was at its lowest in the last five years. While domestic gas production at 33.7 BCM was the highest since 2014-15, LNG imports fell by 13%, the lowest since 2017-18 as LNG spot prices hit unprecedented highs.

The Government of India's pragmatic stance on importing Russian oil not only helped India import Russian crude oil at competitive prices but also helped India diversify its crude oil sourcing. Russian oil imports to India increased manifold in 2022-23 compared to the previous years and in April 2023, Russian oil imports touched a record high, exceeding the combined flows from Saudi Arabia and Iraq. Russia is the third biggest oil producer in the world and prior to February 2022, 50% of crude oil exports from Russia were destined for Europe, while India was home to less than 2% of crude oil exports from Russia. By offering a market to Russian oil flows, India significantly contributed to the larger welfare as the world could ill-afford the loss of 10% of its oil supplies.

The year 2022-23 was marked with a considerable number of policy announcements that aimed to provide for building an affordable and sustainable energy security for the nation. In a landmark announcement, the Government launched the National Green Hydrogen Mission to make India the Global Hub for production, usage and export of Green Hydrogen and its derivatives. The Mission planned to build capabilities to produce at least 5 Million Metric Tonne (MMT) of Green Hydrogen per annum by 2030, with the potential to reach 10 MMT per annum with the growth of export markets. The year marked the launch of the country's first green bonds. The proceeds from these bonds would be spent on

a variety of renewable power projects, low emissions hydrogen, public transport, and afforestation. In a significant strategic call to prioritise energy security, India reduced the prohibited/no-go areas in its Exclusive Economic Zone (EEZ) by 99%, thereby releasing 1 Million sq. km for oil exploration and production. During the year, India initiated the process of establishing domestic regulations and procedures to operate a carbon market, with amendment of the Energy Conservation Act 2001 (Energy Conservation (Amendment) Act, 2022).

Ethanol of blending in India increased from just 1.5% target from 2005-14 to 11.8% in the ethanol supply year 2022-23 (up to 16.7.23). Decisive policy reforms and initiatives in the form of price assurance to farmers, opening up of alternate supply routes to address feedstock availability, and financial assistance schemes have helped bring about adequate increase in ethanol supply. The industry is geared up to meet the E20 target with more than adequate supplies of ethanol lined up, leaving room for pushing surplus ethanol for flex-fuel options.

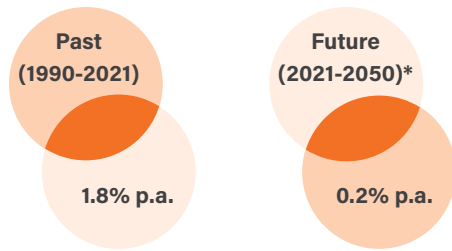
Several landmark reforms in the gas sector were also announced during the year. The Government amended the regulations on unified tariff for natural gas pipelines transportation, which will boost the natural gas supply in faraway areas due to reduction in transportation cost. A new gas-pricing formula with floor and ceiling cap was introduced, which is expected to provide a stable pricing regime for domestic gas consumers, while at the same time providing adequate protection to producers from adverse market fluctuations with incentives for enhancing production. It is also likely to give an impetus to both PNG and CNG demand in the country.

LONG TERM ENERGY TRANSITION OUTLOOK

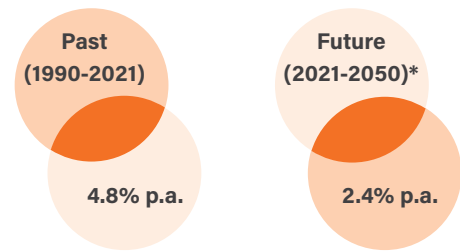
The energy sector globally and in India is witnessing a slow, yet profound shift towards low carbon energy forms. Today, majority of the countries have taken up Net-Zero Commitments, and India too made its historic announcement of reaching Net-Zero emissions by 2070 at COP 26. While a pervasive global phenomenon, energy transition pathways and the speed of transition will be unique for every country, depending on the context of their stage of economic development, demographics, resource base, among other factors.

Over the long term, global energy demand is expected to remain almost unchanged at current levels, with energy demand estimated to have already peaked in the OECD countries. The declining share for all hydrocarbons, especially coal, rapid expansion in renewables in both absolute and relative terms, increasing electrification of final energy consumption, are seen as the vital three trends underpinning the long-term energy transition outlook globally. While the scale-up in renewables and increased electrification of final energy consumption are expected to be substantial across all scenarios, the scale of decline in share of hydrocarbons over the long term is seen to vary in a wide range across scenarios, especially for natural gas and oil, to some extent.

Total Energy Demand Growth- World



Total Energy Demand Growth- India



*Median Forecast (IEA & BP)

India an island of growth in a stagnating world

India has set itself a target to achieve Net-Zero emissions by 2070 and thereby reaffirmed India's energy sector's sustainability approach. Over the long term, India's energy demand is expected to grow robustly at a median rate of 2.4% p.a. up to 2050. Megatrends underpinning this are an expanding economy, a rising population, urbanization, industrialization, an emerging middle class, and a young population in contrast to ageing societies of advanced economies. Moreover, in India there is also a pressing need to bridge the energy access deficit. Despite being the third largest energy consumer in the world, its per capita energy consumption levels continue to be strikingly low. At 0.6 toe (tonnes

of oil equivalent) per person, India stands not only well below the world average of 1.8 toe per person, but also below the non-OECD average of 1.3 toe per person-pointing towards a conspicuous energy access deficit. On the supply front, India is currently highly dependent on imported energy supplies and this dependence is expected to rise, at least in the medium term. The recent energy crisis has brought energy security back into focus with the need for energy transition to be grounded in energy security. Ensuring 'energy access & affordability' and 'energy security' are, therefore, the other two clear priorities for India.

India's Energy Priorities



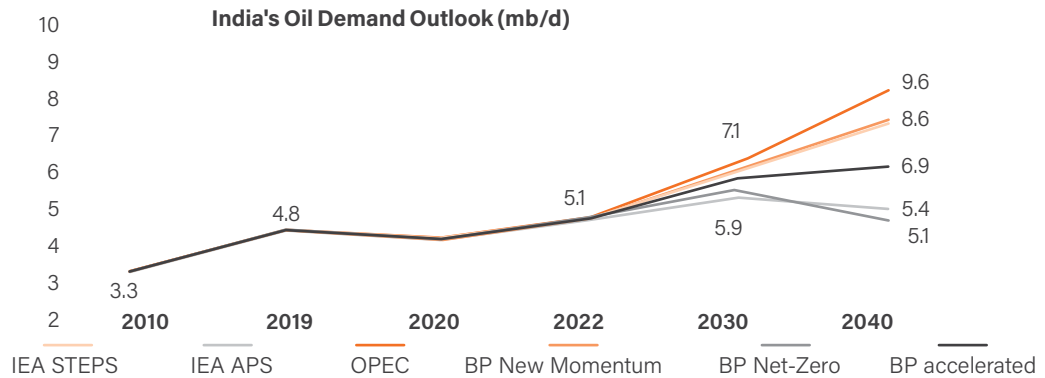
"Ensuring energy justice while adhering to global commitments to sustainable growth":

Hon'ble Prime Minister of India, Sh. Narendra Modi

Given this dynamic canvas where different variables and objectives play out, in the long-term India's energy needs will have to be met through a holistic energy basket, where all energy forms co-exist. In India too, the share of renewables is set to rise, as is the share of modern bio-energy, in line with global trends and on account of policy support, as the Government works towards its Net-Zero 2070 target. A series of decisive policy measures and initiatives have been announced/ rolled out by the Government over the last

few years such as Faster Adoption and Manufacturing of (Hybrid &) Electric Vehicles in India (FAME II), Sustainable Alternative Towards Affordable Transportation (SATAT), Advancement of Ethanol Blended Petrol (EBP) 20%, the Green Hydrogen Mission, Production Linked Incentive (PLI) scheme, among others, which have invigorated investment in renewable energy, electric mobility, Green Hydrogen and bio-fuels sectors.

Continued Role of Oil in India



Energy Access

Per capita energy consumption: 0.6/1.8 toe (India/global avg.)

Improving Standard of Living & Urbanization

Car ownership rates per thousand 22/135 (India/global avg.)
 Air transport passengers carried per thousand person 60/289 (India/global avg.)
 Per capita polymer consumption: 2/35 kg (India/global avg.)

Economic Development

Growth in Road freight
 Petrochemicals growth story

India's oil demand is set to grow robustly in this decade from around 5 MBPD currently to over 7 MBPD by 2030 and further may reach 9 MBPD by 2040, driven by rising per capita income, growing demand for personal vehicles, air travel, urbanization and shifting income pyramid

In contrast to the accepted global prognosis of the declining share of hydrocarbons globally over the long term, in India, we would see energy transition progress on a different path. Wherein, the role of natural gas in India's energy mix is set to enhance substantially and India sees natural gas to be crucial to its decarbonization strategy massive investments in the building of natural gas infrastructure are underway in the country. India's oil demand is set to grow robustly in this decade from around 5 MBPD currently to over 7 MBPD by 2030 and further may reach 9 MBPD by 2040, driven by rising per capita income, growing demand for personal vehicles, air travel, urbanization and shifting income pyramid. Given the fact that India's incremental demand will be the highest in the world between the period till 2040, the path to Energy transition will need to be calibrated and pragmatic to strike the balance between energy affordability, accessibility, security, and justice on one hand and the other addressing sustainability & climate change. While increasing penetration of EVs and alternatives may affect gasoline demand, oil demand in India would get substantial support from feedstock demand with growth in the petrochemicals segment.

On the domestic oil and gas supply front, India has a sedimentary basin cover of 3.4 Million square km and is appraised through geoscientific surveys to the extent of 61% of the total area. However, the exploration through drilling has penetrated less than 10% of the area. Government of India has taken various measures to boost hydrocarbon production activities and raise crude oil production in India by revamping its hydrocarbon policy, launching of Open Acreage Licensing Policy (OALP), Discovered Small Fields (DSF) Bid Rounds, etc. Domestic crude oil production has been witnessing tapering in the last couple of years. Although, an upward swing to the tune of around 5MMT by 2024-25 is expected i.e. production is expected to rise to 34 MMT by the same period. As regards natural gas, domestic production has of late witnessed

an upswing, with production in 2024-25 expected to be over 44 BCM up from around 34 BCM in 2022-23.

INDIANOIL - AT THE CUSP OF ENERGY TRANSITION

IndianOil, as a leader in downstream oil business in India, views energy transition objectively and thoroughly understands its position in this regard.

The ongoing energy transition, in fact, presents a wide range of opportunities in high growth emerging energy areas and this, coupled with India's vibrant and growing energy market, along with strong and pragmatic policy support, offers a robust opportunity for the Company.

The Company has assiduously built its pan-India presence and is deeply connected to its extensive customer base. Its untiring services, even in the hour of crisis and calamities, have emboldened its brand image of being a reliable energy supplier. This innate strength of the Company will continue to empower it, as it navigates through energy transition. In addition, its well proven ability in marshalling large-scale investments and expertise in operating world-scale installations, scaling-up operations swiftly and its track record in meeting stiff deadlines further fortify its confidence to effectively enter and grow in the new energy areas. Backed up with these, the Company envisages tapping new opportunities to emerge as a global, low cost, low carbon holistic energy solutions provider. These newer forays would not only provide it a growth platform but also help manage transition-related challenges of expected slowdown in growth of its core business over the long term. Nevertheless, realignment of its R&D and development and acquisition of newer talent as it enters new areas will be the priority as it navigates through the transition pathway.

Energy Transition: How IndianOil is Placed?



STRENGTHS

- IndianOil's Brand Image
- Pan India Presence
- Customer Connect
- Ability to Scale-up

Leverage strengths to:

Emerge as a global low cost, low carbon, holistic Energy Solutions Provider



WEAKNESSES

- While expert talent pool in oil exists, similar expertise in other energy areas is required

Address weaknesses by:

Developing expertise in new energy areas through realignment of **R&D** and developing/acquiring talent



OPPORTUNITIES

- Avenues for high growth in emerging energy areas
- Low per capita Petchem consumption in India
- Gol Targets of Net-Zero

Tap opportunities by:

Investing in low carbon fuels and technologies and growth segments like petrochemicals



THREATS

- New Business Dynamics (of new & in existing)
- Geo-politics of energy transition
- Limited entry barriers
- Financing challenges

Tackle threats by:

Exploring markets for refinery surpluses and finding innovative financing solutions

OPPORTUNITIES & CHALLENGES

Continuous Improvement in Core Business to Maintain Leadership

The Company holds the leadership position in India's downstream oil market. With India being the most prominent oil growth market, there is sizeable growth opportunity for the Company in this segment.

Refineries

The recent energy crisis has brought to the fore the importance of energy security. Concerns and shortages in supply of refined petroleum products was one of the key fall-outs of the crisis, wherein product prices surged to unprecedented highs in global markets.

IndianOil as the leading refined product supplier to the nation has been continuously improving its refineries' capabilities to process a broader range of opportunity crudes and strategically diversifying its sources of supply. During the year, 36 new grades were added to the Company's crude basket, which now includes 247 grades from various regions such as Africa, the Middle East, the Americas, and Russia, among others. Further, over the long term, while India will continue to depend on imported crude oil supplies to meet its growing demand, having adequate domestic refining capacity would hold merit in strengthening India's energy security.

India's energy demand is set to grow exponentially, driven by its rapid economic growth. The rising demand for road transport fuels further adds to this increasing trend. As the leading fuel refiner in the country, the Company is committed to ensuring Atmanirbharta as the country's appetite for petroleum products grows in this decade and beyond. To meet this surge in demand, we are actively expanding our refining and distribution infrastructure across the country. The Company is augmenting the capacities of its existing refineries and with the ongoing expansions, the group refining capacity is set to increase from 80.55 MMTPA (including CPCL) to 107.4MMTPA (including CPCL) by 2030.

IndianOil is currently executing significant brownfield expansion projects, with an estimated investment of over ₹ 1 Lakh Crore which are integrated with petrochemicals expansion and aim at increasing Petrochemical Intensity Index (PII) to 15%. These projects encompass various developments, such as expanding the capacity of the Panipat Refinery from 15 to 25 MMTPA (₹ 34,627 Crore), revamping the Gujarat Refinery to 18 MMTPA and integrating it with Lube and Petrochemical Production Units (₹ 18,936 Crore), and increasing the capacity of the Barauni Refinery from 6 to 9 MMTPA (₹ 14,810 Crore), among others. Once completed, these projects will enhance our crude processing capacity by more than 17 MMTPA. Furthermore, IndianOil's subsidiary CPCL is planning a 9 MMPTA (₹ 31,580 Crore) expansion in Tamil Nadu, contributing to a total capacity augmentation of over 26 MMTPA.

Given the ongoing consolidation in the global refining sector, these expansions offer significant value to IndianOil. Although global oil demand is not projected to reach its peak until 2030, the closure of refineries, particularly in Europe, is accelerating. This creates a scenario where demand continues to rise without a corresponding increase in supply. Consequently, the current decade is seen as the "golden age" for refiners and the Company is well-positioned with its plans to capitalize on this favourable situation. Besides, the recent tumultuous geopolitical events have shown how even the developed economies had to rearrange their energy baskets and lean back towards conventional fuels. The criticality of conventional fuels will be even more pronounced for a developing nation like India. The country's energy demand is poised to grow three times faster than the rest of the world and will account for almost a quarter of the rise in global energy demand by 2040. While meeting the climate goals is a must, there is also a broad consensus in the global energy fraternity that oil & gas will continue to play an essential role in sustaining the growth of developing economies like ours, at least for the next couple of decades. So, the focus on conventional fuel forms like oil is essential to fulfilling the national priorities of energy accessibility, affordability, security and sustainability.

The ongoing energy transition would also entail changes in the refinery product demand patterns, with the importance of some products growing, while others facing a relative decline in their shares. In this regard, the Company's refineries are equipped with the flexibility to have swing capabilities from one product to another. For instance, our refineries are fully equipped to reduce HSD production by 10% from the normal level and maximize ATF production. Further, increasing the utilization of Naptha stream for new petrochemical projects would keep the light distillates intact as gasoline feels the pressure from growing EV penetration over the long term. Keeping the changing product slate in mind, many of our expansion projects are aimed at enhancing bitumen production capacity significantly. With the development of road infrastructure in the country getting a concerted push through the PM Gatishakti- National Master Plan for Multi-modal Connectivity, the demand for bitumen is expected to receive a major fillip. In this context, sticking to the current production rate of bitumen would result in a deficit in the face of the growing demand, leading to an increase in imports.

The Company stands fully committed to the principle of sustainability and aims to make its existing refinery operations and future expanded operations Net-Zero by 2046 and has adopted a multi-pronged approach to achieve the same by focusing on using low carbon/ renewable fuels such as natural gas, renewable power, CBG and green hydrogen along with the focus on increasing furnace and boiler efficiencies.

The R&D Division of the Company has over the years developed many indigenous refining technologies, which have been successfully adopted by its refineries, for instance indeDiesel® (Diesel Hydrotreatment) Technology, indeHex® (Hexane Hydrogenation) Technology, INDAdaptG Technology for the production of low-sulfur gasoline, indJet® Technology for ATF production by selective removal of mercaptan sulphur, INDMAX Technology for converting heavy distillate and residue into LPG/ light distillate products and many more such technologies. Another area of opportunity in this regard is that of developing indigenous catalyst used in the refinery processes, which are invariably imported. The refineries are collaborating with R&D to develop in-house catalysts, which can go a long way in improving profitability and reducing operating costs.

Pipelines

The Company has a sprawling oil and gas pipelines network, which is more than 17,500 km in length. At present, the share of pipelines in the Company's Petroleum, Oil, and Lubricants (POL) transportation stands at 64%. The low emissions profile of pipeline operations along with lower costs make pipelines the best fit in the context of sustainable operations and value creation. The Company plans to raise the share of pipelines in its modal mix to 80% by 2031-32, in line with what is currently seen in many developed economies. The Company is working on the expansion of its pipeline network, which includes projects lined up to link its 11 Group refineries through pipelines to enhance the productivity of its refineries. In this regard, the Company's New Mundra Panipat Crude Oil Pipeline is a transformative infrastructure project with a budget over ₹ 9,000 Crore, aims to meet the increasing crude oil demand of the Panipat refinery upon its expansion to 25 MMTPA.

The Company is making changes to its pipeline operations as it diversifies its fuel mix. Alongside oil pipelines, the Company now has an expanding network of natural gas pipelines. To comply with the Govt's 20% ethanol-blending target, the Company has begun transporting ethanol-blended petrol through its product pipelines. Further, the Company is also working on feasible routes for introduction of hydrogen into its gas pipeline network. It is also collaborating with globally leading organizations for conversion of its existing natural gas pipelines for the transportation of hydrogen-blended natural gas.

Pipelines also provide a unique opportunity to expand geographically beyond national boundaries and search for captive markets. In this regard, the Company has been guided by the Government of India's 'Neighbourhood First Policy'. The Company has laid India's first transnational oil pipeline, the Motihari-Amlekhganj (Nepal) POL pipeline, and is considering expansion of the same to Chitwan in Nepal. The Company will continue with the Neighbourhood First policy as we expand our presence in the Indian subcontinent. The Company is also looking into laying another POL pipeline from Siliguri to Jhapa in Nepal. The Company is exploring the expansion of its pipeline network in Bangladesh and Sri Lanka as well.

The R&D Centre continues to focus on making pipelines operation greener. Recently, in an 'Industry First' initiative, a Drag Reducing Agent (DRA) trial by the Company's R&D Centre was successfully carried out in an LPG pipeline, which will aid in reducing energy consumption as well as cost.

To ensure that the pipelines are in perfect working conditions, the strict maintenance and surveillance schedules are paramount. The Company is increasingly leveraging state-of-the-art technologies such as Pipeline Intrusion Detection and Warning System (PIDWS) and drone patrolling to ensure enhanced monitoring.

Marketing

The Company is the leader in India's petroleum products market. The Indian market presents numerous growth opportunities, with projected growth rates being higher than any other market. As the leading supplier in India's high growth petroleum products market, the Company is confident in maintaining its leadership position through a range of interventions. In this pursuit, one major focus area is expansion of the marketing and distribution infrastructure, in line with growing demand, and tailoring these augmentations in the distribution network strategically to achieve cost efficiencies and be the 'least costly' supplier.

IndianOil is developing Wayside Amenities (WSA), which is a new concept of Government of India and State Governments wherein one stop amenities for Fuel, Food, Toilets, Entertainment etc. are being developed along the highways. The Company has bagged total of 45 WSA sites, including 14 prestigious sites on Delhi -Mumbai access-controlled expressway. In addition to this, the Company has tied up with 49 NHAI sites with various WSA concessionaires to set up the fuel/gas stations. Presently, we are operating our fuel stations at 25 WSA sites and plan to bid aggressively for more such sites in the future.

The Company has been adapting to the evolving customer expectations by investing in modernization and automation of

its retail outlets and loyalty-based offerings to deliver superior user experience and enhance brand loyalty. Digital initiatives are another important driver of customer experience in present times and the Company is bringing on board analytics-based queue management, mobile-based loyalty, contactless payments, hyperlocal marketing among many others. The Company has successfully launched its Integrated Transaction Processing Server (ITPS), a unified solution for receiving payments and awarding loyalty points to the valued customers at retail outlets. The ITPS boasts of having more than 12 Lakh transactions per day, expanding the scope from customer satisfaction to customer delight.

Enhancement and differentiation of products and services is another imperative for the Company to maintain its leadership position. The focus is on offering sustainable and alternative fuels and targeting non-fuel revenue sources. Backed by efforts of its R&D Division, the Company has launched several high performance and environment-friendly fuels and products like XP-95, XP-100, XtraGreen diesel, Green combo lubricants and 'Chhotu' (5 kg) and 'Munna' (2 kg) LPG cylinders in the last couple of years. These have received overwhelming response from customers. The expanse of high-performance petrol brand XP-95 Petrol has scaled up sizeably and it is being delivered in more than 9,700 retail outlets. The outreach of premium XP100 petrol almost doubled in a year to around 200 retail outlets. XtraGreen diesel, an environment-friendly fuel that offers 5-7% fuel economy benefits and is amongst the cleanest diesel fuels globally available, is being delivered at more than 4,900 retail outlets of the Company across the country. IndianOil also scripted a new chapter in the Make in India saga by introducing AVGAS100 LL, in September 2022. Previously, pilot training schools and defence establishment in India relied on imports for this specialised aviation fuel. Moreover, during the year, we shipped a batch of AVGAS100 LL to Papua New Guinea, enabling the country to transition from being an importer to an exporter of this fuel.

The Company envisages transforming its 36,000 plus and growing retail network to complete energy solutions outlets. It is supplying E10 Petrol and has begun supplying E20 petrol at many of its retail outlets. At present, the Company is dispensing E20 petrol from close to 340 of its retail outlets and is rapidly extending E20 petrol availability across its network. The Company is in full readiness to meet the stipulated timelines for the nationwide E20 Petrol roll-out. It is setting up LNG fuel stations along the Golden Quadrilateral and recently commissioned the first of these at Sriperumbudur, Tamil Nadu. With more than 5,400 EV charging stations at present, the Company plans to expand its reach to about a third of its network during 2023-24. Besides, it is also focusing on the novel battery-swapping model with a steady rise of this facility at its retail outlets, which promises a quick turnover, given the huge base of two & three-wheelers in the country.

Beyond the domestic market, the Company has been catering to markets in the neighbourhood and has been establishing tie-ups. Over the long term, it plans captive overseas markets, and to enter newer geographies like Africa and South-east Asia and create Regional Hubs.

5,400

EV charging stations

Strengthening the Core Through Integration and Diversification

The vagaries of the energy markets, coupled with the uncertainty associated with the ongoing energy transition, make it imperative to not only make the core robust but also resilient. And, in this regard fortification of its core business through integration and diversification has been a key tenet of the Company's growth strategy.

Research & Development

IndianOil R&D Centre is the hub of innovation and plays a key role in the Company's efforts towards '**Atmanirbhar Bharat' (Self Reliance)** by developing cost-effective, environmentally & socially responsible technology solutions, both in the core areas of expertise such as Lubricant, Refining, Petrochemicals and Pipeline and in the sunrise areas such as Solar Energy, Hydrogen, Energy Storage, Battery research, CCU Technologies, Bio-Energy & Nanotechnology to provide the Company with a Competitive edge and pave growth path for the future.

The state-of-the-art R&D facilities located on a sprawling 65-acre campus in Faridabad on the outskirts of the National Capital. An impressive array of most advanced equipment is available to experienced researchers and scientists round-the-clock. IndianOil's R&D has filed 1,646 patents till March 31, 2023, out of which 1,554 are effective patents. IndianOil is the first Indian Oil & Gas company to cross the milestone of 1,500 patents filed which is the recognition of decades of pioneering work in field of lubricants formulation, refinery processes, pipeline transportation/maintenance and alternative fuel technologies. IndianOil with its consistent efforts has also achieved the status of refining technology exporter by licensing the INDMAX technology to the Pancevo Refinery of Naftna Industrija Srbije (NIS) in Serbia.

To further expand its footprint and facilitate transformation to an integrated energy company, IndianOil is setting up the world's largest net-zero (power & water) new campus at Faridabad with GRIHA-5 star rating, LEED platinum standards. The second campus, titled IndianOil Technology Development & Deployment Centre, is slated for commissioning in 2023-24. The R&D center is also driving IndianOil's Start-up scheme and fostering a culture of innovation within and outside the organization. The latest innovation being the commercial launch of Surya Nutan Solar cooker which is a stationary, rechargeable, and always kitchen-connected indoor cooking solution that collects energy from the sun and stores it in a scientifically proven thermal battery for use in cooking. Therefore, it is not dependent on grid electricity.

Exploration & Production

In the context of highly volatile international oil and gas prices, integrating into the upstream business proves to be a valuable strategy for sustaining profitability. By combining upstream activities with refining operations, the Company aims to improve supply chain efficiency, diversify revenue streams, and maintain strategic control. Additionally, in the present geopolitical landscape, ensuring a secure supply of oil and gas has become increasingly crucial in addressing national energy security concerns.

The Company has, over the years, built a sizeable portfolio of E&P assets consisting of 18 domestic and 11 overseas blocks. The production from upstream assets increased to over 4 MMT of oil equivalent, which is 5% of the crude requirement of the refineries. The Company targets to increase its upstream integration ratio from 5% at present to 10% by 2030 (~11 MMT), primarily through investment in domestic assets, while also tapping suitable overseas opportunities, especially in producing oil & gas blocks.

Petrochemicals

India's per capita polymer consumption currently stands at 12 kg, which is significantly lower than that of China (82 kg) and the US (93 kg). This disparity presents a substantial opportunity for expansion and scaling within the sector, that will expand further with the rising GDP.

The petrochemicals are known to have strong synergies with the core refining business and this has significantly contributed to the bottom-line of the Company. In the context of the ongoing energy transition, the significance of integrating downstream into petrochemicals becomes even more pronounced. By integrating into petrochemicals, the Company plans to effectively capture both volume and value growth opportunities, while also optimizing refinery utilization during periods of reduced fuel demand. This strategic integration enables a comprehensive approach to leverage the potential benefits of the petrochemical sector in terms of growth and overall refinery performance.

The Company, therefore, is clear that all refinery expansions will have petrochemical integration as an integral part with the dual objective of value addition and risk mitigation. As a long-term strategy, we aim to enhance the Company's Petrochemical Intensity Index (PII) to 15% by 2030 from almost 5% currently. This will de-risk the refinery operations and boost the bottom-line. The Company's petrochemicals strategy is primarily based on utilization of captive feedstock and will be bolstered by investments in specialty chemicals and entry into emerging areas of compounding.

In March 2023, in a momentous leap, IndianOil's Board has accorded 'Stage-I' approval for setting up a Petrochemical Complex at Paradip, Odisha, at an estimated cost of over ₹ 61,000 Crore. This mega project will be the largest-ever investment of IndianOil at a single location and shall significantly improve the Petrochemical Intensity Index of the company. It shall be a growth driver in making the Company a major player in the Petrochemical industry while strengthening India's self-reliance in the petrochemical sector. The Project is a mega-scale investment by IndianOil in the state of Odisha and will generate huge economic and social benefits for the country in general and Odisha state, in particular. More importantly, this mega project is aligned with Hon'ble Prime Minister's vision of Purvodaya, which aims to accelerate the development trajectory and socio-economic prosperity in Eastern India. As a major milestone, 2200 acres of land for the project have already been approved by the Government of Odisha out of which 800 acres has already been notified. The project will generate a multiplier effect for the local economy, and the extensive incentives

package from the Government of Odisha for this project will go a long way in strengthening this symbiotic relationship. This mega-project, along with other significant ones on the anvil like the Panipat Naphtha Cracker Phase II expansion, Styrene Unit at Panipat and PVC Project at Gujarat Refinery will be a significant leap in IndianOil's journey of excellence.

Bio-fuel Integration

The global trend of incorporating bio-fuels into refineries is gaining momentum and is gaining impetus from policy interventions such as the Carbon Offsetting and Reduction Scheme for International Aviation (CORSA). At home, the amendments to the National Policy on Bio-fuels-2018 have given an impetus to a wide range of alternate feedstock for use in ethanol and bio-diesel production.

The Company is already blending bio-fuels at its refineries and is supplying E10 Petrol across its network and also supplying E20 Petrol at increasingly many outlets. The refinery feed globally is expected to get diversified to include bio-based feedstocks, to produce renewable fuels, known for their low carbon footprint and can serve as domestic resources that can be seamlessly integrated into refinery operations. In India, there is policy support for bio-fuels, presenting a unique opportunity for the Company to establish its refineries as centres for advanced bio-fuel generation such as 2G, 3G ethanol and Sustainable Aviation Fuel (SAF).

The Company has set up **Asia's first 2G Ethanol Plant** based on Paddy straw feedstock at Panipat having 3 Crore litres per annum capacity. It would use 2,20,000 MT / annum of feedstock and lead to reduction of ~3 Lakh tonnes of GHG emission (equivalent to replacing over 63,000 cars annually from roads of country). The plant was dedicated to the nation on August 10, 2022 by the Prime Minister of India.

In another first, IndianOil has set up **World's first Refinery off gas to ethanol (3G ethanol)** producing plant of 4.2 Crore litres per annum capacity at Panipat. IndianOil is the first Oil Refining Company in the world which has adopted this technology. This would lead to mitigation of ~1.8 Lakh tonnes of GHG emission / annum.

Additionally, the Company is collaborating with global technology leaders like LanzaJet, and Praj for setting up Sustainable Aviation Fuel (SAF) plants. IndianOil plans to set up an 86.8 TMTA capacity SAF Plant at Panipat, based on LanzaJet Alcohol to Jet (ATJ) Technology. The Plant will use 3G Ethanol as feedstock providing additional carbon benefits. IndianOil has also signed an MoU with Praj to set up a 10 TPD capacity SAF demo plant in Pune and progressively scale it up to a 500 TPD capacity commercial plant by 2035.

Natural Gas

Increasing the share of gas in the energy mix is crucial to the decarbonisation of the Indian economy. The government of India plans to increase Natural Gas share in India's primary energy from 6.5% to 15%. A supportive policy environment and bold reforms have invigorated investment in this sector. In India, natural gas demand is expected to grow robustly on account of policy impetus, coupled with rising domestic production and LNG imports.

20%

Share in RLNG market

The Corporation is invested across the natural gas value chain in the country and envisages an enhanced role in India's growing gas economy. It is a major player in the LNG business in India, accounting for 20% share in the RLNG market in the country. The Company targets a leadership position in the RLNG market with 28% share by increasing its sales from around 4.5 MMT at present to 20 MMT by 2030 through massive scale-up in infrastructure with the help of ongoing and planned investments. In line with this, the Company aims to expand its gas infrastructure and strengthen its supply chain by putting up new LNG terminals and gas pipelines. The participation in development of new infrastructure has been planned through multiple routes viz. booking of capacities in the upcoming LNG terminals, setting up of LNG terminals and laying of gas pipelines by the Company itself or through the JVC route in addition to building CGD networks. The Company is looking at expanding its Ennore terminal from 5 to 10 MMTPA and has also booked capacity in the Jafrabad and the Dhamra terminals. It has been aggressively expanding its CGD network, both through its JV companies and on a standalone basis. During the 9th, 10th & 11th PNGRB bidding rounds, IndianOil on standalone basis bagged 26 Gas. At present, the Company along with its 2 JV Companies, is present in 49 GAs and 105 Districts spread across 21 States and UTs, making it one of the major CGD players in the country, reaching 20.6% of Population, covering 12.3% of area and meeting 15.2% of total CGD demand of the country.

Alongside, to ensure affordable supplies and insulate from price shocks, during the year, the Company continued to be in touch with various LNG suppliers for securing long term LNG through new contracts and renewal of existing contracts. In this respect Company has established long term LNG supply of around 2 MMTPA combined from ADNOC & TotalEnergies. These efforts for securing long term supply shall further strengthen IndianOil's vision to be the 'Energy of India' and align to Government's vision to increase the share of gas in its energy mix to 15% by 2030.

The Company's endeavours continue to secure opportunities in domestic gas auctions that keep coming from time to time and its access to domestic gas is getting enhanced. Recently, the Company successfully bid tenders for procurement of domestic gas, with a combined volume of over 5 MMSCMD.

Transformation to a Holistic Energy Solutions Provider

The Company is constantly on the quest to provide energy solutions to the nation through new, sustainable, and smarter ways to meet the energy transition challenges. On a standalone basis, the Company, along with its JVs and subsidiaries, is already operating in new energy areas. It is also forging synergistic alliances with other players to meet its growth targets. In line with India's Vision to be Net-Zero by 2070, the Company has laid out its Net-Zero plans as well, aiming to achieve it by 2046 (Scope 1 & Scope 2 emissions).

The Company recently announced its intention to pursue green initiatives at an altogether different scale and as a first step envisages the consolidation of all its existing green assets under one entity. It has set ambitious targets for its green portfolio for 2030 & 2050. The Company intends to expand its green portfolio beyond its own 2046 target requirement, with a much larger role in contributing to the nation's Net-Zero 2070 target.

From accounting for 9% of India's energy basket today, the Company plans a massive scale-up, aiming to account for a 1/8th share in the Indian energy basket by 2050.

In terms of components of the Company's 2050 portfolio, it sees a reduction in the share of oil to 46.3% from 92% at present and an enlarged share of natural gas at 27.4% from 8% currently. It is also looking at an enhanced share of renewables/clean energy solutions to 26.3%. The Company is not only transforming its energy basket from being oil-centric to a more holistic and diversified one but is also emboldening its role as India's prime energy supplier.

Expanding Renewable Portfolio

The Company plans to build a renewable portfolio of of 31 GW by 2030 and 200 GW by 2050. To expand this energy portfolio, the Company is collaborating with other public and private energy companies working in the space of clean energy technologies. In this regard it has formed a JV with NTPC Green Energy Limited, is exploring opportunities with respect to the potential collaboration through JV (50:50) with SJVN (Sutlej Jal Vidyut Nigam) Limited. The Company is also considering to spin off a new Wholly Owned Subsidiary (WoS), through which it will consolidate its green assets. Further to these initiatives, IndianOil has approached states of Rajasthan, Gujarat, Karnataka, Tamilnadu, Andhra Pradesh for setting up GW scale RE projects and initial discussions have been initiated with Rajasthan, Gujarat, Karnataka.

Compressed Bio-gas (CBG)

CBG is produced from organic waste and is an alternative to compressed natural gas (CNG). The overall lifecycle of greenhouse gas savings of bio-methane, compared to natural gas, is typically high - at 80 to 85%. Given its merits, CBG is going to be an important component of the Company's green portfolio and is also likely to help in greening its operations as it works towards its Net-Zero 2046 target.

The Company has constructed a cattle dung-based CBG plant at Hingonia Cattle Rehabilitation Centre (HCRC) of Jaipur, another plant in Gorakhpur based on mixed waste agri-corp residue has also been completed and another is being set up in Gwalior and is exploring setting up of 30 CBG Plants across India. The Government of Uttar Pradesh has introduced the Uttar Pradesh State Bio-Energy Policy-2022 providing various enablers and facilitation for setting up CBG Plants in the State. IndianOil is planning to set up of 14 CBG plants in Uttar Pradesh with total capacity for processing of about 700 TMTPA of biomass & waste for producing about 50 TMTPA CBG.

Hydrogen

The National Green Hydrogen Mission, approved recently by the Government, envisages making India a leading producer and supplier of Green Hydrogen in the world and creating export opportunities for Green Hydrogen and its derivatives by including a slew of incentives.

In line with the Government's National Green Hydrogen Mission, the Company is pursuing plans for hydrogen production across various hues, including utilizing renewable power to generate green hydrogen at its locations. IndianOil plans to set up 10 KTA (~ 85 MW) of Green Hydrogen plant at Panipat. IndianOil's Board has approved the formation of joint ventures with ReNew and L&T to develop (including construction) green hydrogen production assets and associated renewable assets. Another JV with L&T has been approved, which will manufacture and sell electrolyzers. Additionally, the Company's R&D is working in the different areas of the hydrogen value chain such as bio-methane to hydrogen, bio-mass gasification to hydrogen, and electrolyzer technologies and fuel cells.

EV Charging and Battery Technology

The transition to electric vehicles is a promising global strategy for decarbonizing the transport sector. The EV market in India is expected to grow at a CAGR of 44% and is expected to hit 6.34 Million units of annual sales by 2027. The Company is crafting an ambitious blueprint in the electric mobility arena.

In addition to setting up charging stations and pushing for the battery-swapping model, the Company, through its JV IOC Phinergy Private Limited (IOP), is working on the niche Aluminium-Air battery technology. This has the potential to provide a viable and affordable e-mobility solution, based on domestically available and abundant raw material (aluminium). The technology has been successfully demonstrated in India as an energy back-up solution at the telecom sites of a leading Indian telecom tower operator. Currently, IOP is collaborating with leading automobile OEMs and aluminium suppliers for the development of logistics infrastructure. IOP has plans to commercialize the Al-Air battery technology in India, which includes manufacturing of the battery in India and setting up of the logistics infrastructure.

For propagating green mobility, IndianOil Board has recently approved the formation of a joint venture company for battery swapping business in India as a Private Limited Company with a 50:50 collaboration between IndianOil and Sun Mobility Pte. Ltd. Singapore (SMS). Sun Mobility is a global leader in providing energy infrastructure and services to the transportation sector enabling electric vehicles to be charged in a faster, cheaper, and more convenient way; thereby, making mass migration to a sustainable, pollution-free future possible. IndianOil would be infusing equity in the JV to the tune of ₹ 1,800 Crore till the financial year 2026-27. The Board has also accorded approval for an investment of ₹ 640 Crore in IOCL Singapore Pte. Ltd. Singapore (a Wholly Owned Subsidiary of IndianOil) for the acquisition of Preference Shares and Warrants of Sun Mobility Pte. Ltd. Singapore.

Availability of adequate charging infrastructure is a pre-requisite for growth in the EV penetration. The Company has been the leading Oil Marketing Companies in terms of installation of EV charging infrastructure with close to 5500 charging stations and targets increasing this to 10,000 in near future. Battery swapping

model holds high potential in developing country markets like India with large and growing electric two-wheeler and three-wheeler populations, the Company here again leads the industry with 76 battery swapping stations already under its folds.

Other Businesses

The Company is exploring opportunities outside energy business areas too. Diversification is a risk-reduction strategy to help expand into new markets and industries and achieve greater profitability.

Cryogenics

Envisaged growth in the share of natural gas from the present 6.5% in the primary energy mix to 15%, offers a huge potential for growth in LNG, which uses cryogenics-based transportation. Furthermore, cryogenics is expected to play a crucial role in supporting varied applications of hydrogen since the liquefaction of hydrogen for storage requires sub-zero temperatures. The energy transition is, therefore, expected to be a spur for cryogenic vessels and cylinders. Cryogenics is amongst the sunrise industries of the ongoing energy transition.

The Company has a small but significant cryogenics portfolio, which it plans to nurture to seize the growth opportunities in the area. The Cryogenics group of the Company is a pioneer in its field, having over 40 years of experience in the design and production of state-of-the-art vacuum super-insulated Cryogenic Storage & Transport Vessels. IndianOil has been supplying LNG through Cryogenic Road Tankers since 2007.

Anticipating high growth potential in the Cryogenic segment, especially in LNG, Liquid Oxygen & Liquid Nitrogen, the Company is setting up a new Cryogenics manufacturing facility at Nasik. Spread over an area of around 50 Acres the new state of the art facility will emerge as a major player offering a wide range of product and customised solutions in Cryogenics. With this new facility, installed capacity of Cryogenic vessels would be enhanced from 35 vessels per annum to 480 Nos per annum with production range extending up to 250 KL from existing 127 KL. Further to this, LNG fuel tanks, Liquid cylinders & Microbulk systems, ISO tanks and Dispensing systems would be added to the product portfolio.

Explosives

The Company's Explosives group has been actively pursuing business opportunities in the Industrial Explosives business in India. At present coal mining sector is the main customer for its explosives business. There is a preponderance of coal in India's energy mix and with the growing energy demand of the country, the coal sector is expected to continue playing a major role in the future as well.

The Company's first bulk explosives plant of 30 KTA capacity in western India was commissioned in Western Coalfields Ltd (WCL) at Umrer, near Nagpur. Another Bulk explosive plant at Basundhara (Odisha) has been constructed and is ready for commissioning. IndianOil would be setting up a 30 KTA Bulk Explosives Plant at the Singareni Collieries Company Ltd. (SCCL) premises at Mandamarri (Telangana). Also, a long-term Contract has been executed with Neyveli Lignite Corporation India Ltd. (NLCIL), Neyveli, Tamil Nadu. With this, the Company will be able to expand its footprint for the first time in the bulk explosives business in southern India. The Company holds a leadership position in the bulk explosives

business in the country and is actively scaling up its presence, the Company also envisages entry into the packed explosives, a high-growth segment, through suitable collaborations.

Innovative Financing Solutions

The company has incorporated a wholly owned subsidiary IOC Global Capital Management IFSC Limited (IGCMIL) in International Financial Services Centre (IFSC) at Gujarat International Finance Tec-City (GIFT City), Special Economic Zone (SEZ) Area. This company shall operate as a Finance Company predominantly in the areas of Global Treasury Centre, Trade Financing and Global Financing. It shall undertake financial services primarily in respect of IOCL Group companies that are currently carried out outside India by overseas financial institutions and overseas branches/subsidiaries of Indian financial institutions. It shall also be providing platform to carry out operations of our foreign companies as well as future inbound and outbound investments of Indian Oil. New innovative business structures shall be created through IGCMIL to source funds and provide a better and efficient investment structure in place for fuelling the growth of group companies.

RISKS & CONCERNS

Organizations across the board are facing an exceptionally challenging risk landscape due to a series of disruptions, which began with the Covid-19 pandemic. Last year the Russia-Ukraine conflict triggered a fresh wave of crisis, disrupting commodity markets. This, in turn, led to a host of problems like surging global inflation, trade wars, capital outflows from emerging markets, energy security breaches, and social unrest in many parts of the world. Alongside, the rising global temperatures and the global push towards Net-Zero have added to the complexity of the situation.

The crisis of 2022 brought back energy security into focus. IndianOil as the flagship energy supplier to the country understands its responsibility of ensuring energy security, for which the Company is committed to enhancing the ability of its refineries to process a wider array of opportunity crudes and strategically diversifying its supply sources. In 2022-23, 36 new grades were included in the Company's crude basket and now the crude basket contains 247 grades from different regions like Africa, the Middle East, the Americas, and Russia etc.

The Company is committed to effectively managing the risk matrix it faces with ever-growing resilience and proactiveness. The major risks identified by the businesses and functions are systematically addressed through mitigating action plans on a continuous basis. Risks are assessed and managed at various levels with a top-down and bottoms-up approach, covering the enterprise, the business units, the functions, the market share and projects.

The risks identified by the Company inter-alia include:

- Economic risks arising from international crude oil and products market fluctuations;
- Financial risks such as foreign exchange rate fluctuations, exposure to borrowings;
- Competition risks arising from competitors within the existing businesses and from new businesses such as alternative energy sources, electric mobility;
- Operational risks such as pilferages, labour unrest, unplanned shutdown of refineries;
- Security and fraud risks, including cyber-security, data leakage and physical security risks;
- Reputational risks such as brand value risk;
- Environmental risk arising from the impact on the environment from our business activities and increase in compliance cost in view of the emerging regulations;
- Compliance risks arising from tax disputes and litigation; and
- The risk of change in Government policies impacting profitability and ability to do business
- The energy transition offers opportunities but also comes with inherent risks, notably the potential for a disorderly transition. Such disorderliness can lead to insufficient future supplies, causing extreme price fluctuations and supply disruptions.

In addition to these, with ESG scrutiny on the rise, globally and in India, the Company has broadened its coverage of identified risks to include Environmental Impact in terms of the GHG emissions impact (SCOPE 1 & 2) and the water footprint.

FINANCIAL REVIEW

During 2022-23, the Company achieved a revenue of ₹. 9.35 Lakh Crore, which is the highest amongst the Indian corporate entities. The Company has also set a new record with the best-ever annual Gross Refining Margin of US\$ 19.52 per bbl. The Company recorded the highest annual sales volume in its history and the physical performance across most of the segments witnessed significant growth. The capital expenditure of ₹ 37,287.04 Crore during the year is the highest-ever incurred by the Company, which reflects its commitment to the development and expansion of energy infrastructure in the country.

The standalone financial performance of the Company and its various segments is summarised below:

Particulars	(₹ in Crore)		
	2022-23	2021-22	Variation
Revenue from Operations	9,34,953	7,28,445	2,06,508
EBITDA	28,487	47,568	(19,080)
PBT	9,698	31,733	(22,035)
	8,242	24,184	(15,942)

Particulars	(₹ in Crore)		
	2022-23	2021-22	Variation
Cash Profit	20,101	35,190	(15,089)
Borrowings	1,32,495	1,10,799	2,1696
Revenue from Operations (Segment Wise)			
Petroleum	8,79,223	6,79,412	19,9811
Petrochemicals	22,259	28,091	(5,832)
Other Businesses*	33,471	20,942	12,529
EBIT (Segment Wise)			
Petroleum	12,276	26,919	(14,643)
Petrochemicals	(181)	4,685	(4,866)
Other Businesses*	1,729	1,328	401
Other un-allocable expenditure (Net of un-allocable income)	(2,806)	(3,629)	823

*Other Business comprises Sale of Natural Gas, Explosives, Cryogenics, Wind& Solar Power and Oil & Gas E&P activities.

Standalone Financial Performance

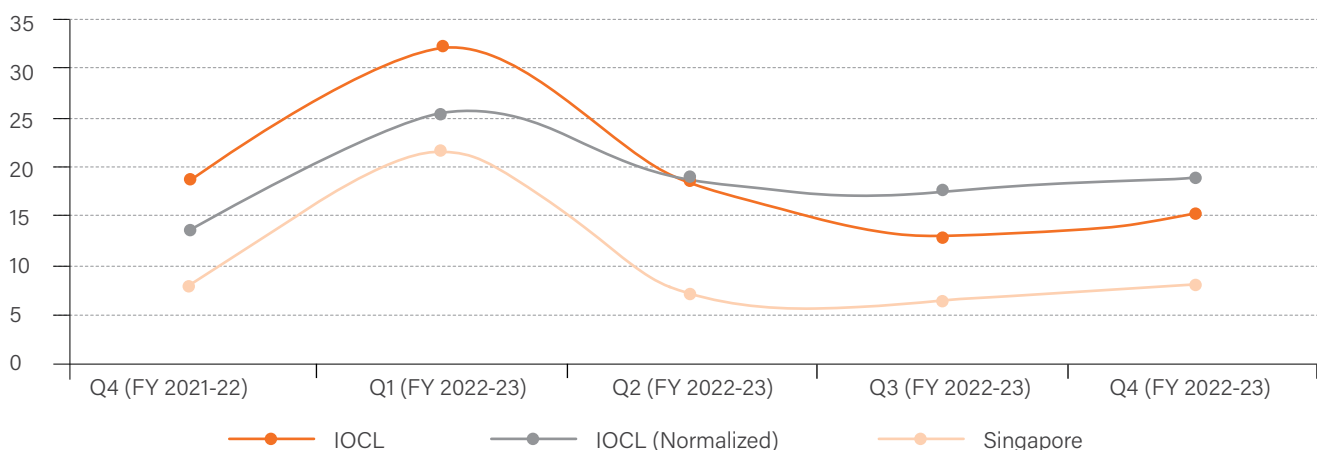
In 2022-23, the Revenue from Operations experienced a remarkable growth of more than 28%, reaching ₹ 9,34,953 Crore from ₹ 7,28,445 Crore in the previous year. The combination of higher prices and a greater sales volume contributed to the substantial growth in revenue during the year.

In 2022-23, the Company's EBITDA (Earnings Before Interest, Taxes, Depreciation, and Amortization) margin was at 3.05%, the Operating Profit margin was at 1.11%, and the Net Profit margin was at 0.88%. These figures show a decrease compared to the previous year in which the EBITDA margin was at 6.53%, the Operating Profit margin was at 4.42%, and the Net Profit margin was at 3.32%.

The Net Profit for 2022-23 was ₹ 8,242 Crore compared to ₹ 24,184 Crore last year. The decrease in EBITDA, Operating Profit and Net Profit margin is mainly on account of lower marketing &

petrochemicals margins and higher exchange losses during the year compared to last year. Due to lower profitability and increase in borrowings in comparison to the previous year, the Company's return on average capital employed experienced a decline from 15.44% to 6.19%. However, its efficiency to deploy its assets to produce the revenue improved from 2.03 times to 2.33 times as Revenue from Operations significantly increased in the year.

At the beginning of the year, crude prices were already at a higher level of about US\$ 103/bbl, which went further up to US\$ 122/bbl in June 2022 before softening and closing at about US\$ 78/bbl. The average HSD crack spread increased significantly from US\$ 10/bbl in the previous year to US\$ 35/bbl during the year with high volatility and the crack touched a high of US\$ 65/bbl in June 2022. Similarly, the average MS crack spread, which was about US\$ 11/bbl in the previous year, improved to US\$ 14/bbl during the year and touched a high of US\$ 40/bbl in June 2022. The quarter-wise movement in refining margins (in \$/bbl) is shown in the chart below:



The Singapore benchmark for refining margins improved during the year on account of the higher spread between international prices of petroleum products and crude. As can be seen from above chart, the Company's normalised refining margin (i.e. normalized GRM) during the year moved in tandem with the international margins. Normalised GRM of the Company increased from US\$

7.61/bbl in 2021-22 to US\$ 20.14/bbl in 2022-23 compared to the increase in the Singapore GRM from US\$ 4.99/bbl to US\$ 10.77/bbl. The inventory holding by the Company was high on account of inland refineries, due to which inventory gain/loss becomes significant during a fluctuating price scenario and hence, greater volatility was seen in reported margins.

The Current Ratio of the Company remained at the same level as the previous year, indicating a consistent balance between current assets and liabilities. Increase in borrowings led to a rise in the Company's Debt-to-Equity ratio from 0.84 times to 0.98 times. On account of lower marketing & petrochemical margins, higher exchange losses and increased finance cost compared to the previous year, profit for the current year reduced significantly, resulting in the deterioration of Interest Coverage Ratio from 8.25 times to 3.39 times. The debt service coverage ratio also experienced a significant decrease, dropping from 5.10 times to 1.30 times, primarily because of higher principal repayment of long-term borrowings and a lower profit for the year.

The inventory-holding period was about 43 days and Company's average collection period was 6 days. Both the Return on Equity (ROE) & the Return on Capital Employed (ROCE) were lower in the year. The ROE fell from 20.00% to 6.20%, while the ROCE decreased from 15.44% to 6.19%. The variation was primarily on account of the reduction in profitability due to suppressed margins and significant exchange losses in comparison to the previous year. Higher dividend receipt during the year turned out to be a key reason for increase in the Return on Investment (ROI) from 4.69% to 9.18%. The Company paid a final dividend of ₹ 3,305 Crore for the financial year 2021-22 during 2022-23. The Company's earnings per share (EPS) for the year 2022-23 stood at ₹ 5.98, but no interim dividend was declared during the year. However, the Board of Directors recommended a final dividend of ₹ 3.00 per equity share (face value: ₹ 10/- per equity share) for 2022-23, subject to approval by the members of the Company in the Annual General Meeting. Detailed financial indicators and ratios for the last five years are provided in the section 'Performance at a Glance' forming a part of the Annual Report.

Group Financial Performance

The Group's Revenue from Operations for the year amounted to ₹ 9,51,410 Crore, depicting a significant increase compared to ₹ 7,36,716 Crore in the previous year. However, the Net Profit for the current year stood at ₹ 9,792 Crore, reflecting a decline from ₹ 25,102 Crore in the previous year mainly on account of factors which impacted the standalone performance of the Company. A detailed breakdown of the profit from standalone to group is provided in Note 46 of Consolidated Financial Statements.

The financial performance of the material subsidiaries, Joint Ventures and Associates is provided in Note 33A and 33B of the Consolidated Financial Statements. During the year Chennai Petroleum Corporation Limited, a subsidiary reported a profit of ₹ 3,531.53 Crore and a Total Comprehensive Income of ₹ 3,518.13 Crore. Another subsidiary, Lanka IOCL PLC reported a profit of Sri Lankan Rupee 376.95 Crore and a Total Comprehensive Income of Sri Lankan Rupee 381.44 Crore which, after adjustments as per IndAS, translates to a profit of ₹ 856.60 Crore and a Total Comprehensive Income of ₹ 928.08 Crore. Under Joint Ventures & Associates, Petronet LNG Limited achieved a profit of ₹ 3,325.82 Crore and a Total Comprehensive Income of ₹ 3,321.46 Crore and IndianOil Petronas Private Limited recorded a profit of ₹ 249.25 Crore and a Total Comprehensive Income of ₹ 249.04 Crore.

INTERNAL CONTROL SYSTEMS - PROCESS EXCELLENCE

The Company has put in place an Internal Control System that ensures orderly and efficient conduct of business, including adherence to its policies, safeguarding its assets, prevention and detection of frauds and errors, accuracy and completeness of accounting and reporting. The same comprises various policies as well as detailed manuals, which cover almost all the aspects of the business. Organization-level controls, Operational-level controls, anti-fraud controls and general IT controls have been put in place to ensure that business operations are carried out efficiently, effectively and the chances of errors/frauds are minimised.

The internal processes and policies are reviewed from time to time to align them with the changing business requirements. The internal control systems are commensurate with the size and operations of the Company. It has an independent Internal Audit Department, headed by an Executive Director, who reports to the Chairman. The Department has officers from Finance as well as other technical functions. The audit assignments are carried out as per the Annual Audit Programme approved by the Chairman and the Audit Committee. The Internal Audit carries out extensive audits throughout the year covering every business process. The Statutory Auditors are also required to issue the Independent Auditor's Report on the Internal Financial Controls over Financial Reporting for the Company under Clause (i) of Sub-Section 3 of Section 143 of the Companies Act, 2013. The report issued thereupon is attached to the Standalone and Consolidated Financial Statements respectively. The Audit Committee carries out a detailed review of the Financial Statements and deliberations with the Internal Auditors and Statutory Auditors before the same is recommended to the Board for approval.

Human Resources

IndianOil believes in holistic and meaningful employee engagements and the development of its human resources. The Company engages with the employees to tap their highest potential for the growth of its business. It assigns great importance to develop its human resources with a focus on its Core Values, which has been revitalized by adding a fifth value of "Nation First" to the existing values of Care, Innovation, Passion and Trust. It believes that the challenges surrounding the business environment can be mitigated by a workforce that is motivated, adaptive to change, innovative and fast in learning. Integrated HR practices through focused recruitment, career path and learning and development have contributed to the future readiness of the workforce. The Company has a structured and robust succession planning framework for the identification and development of talent for the leadership pipeline. The Company has not only groomed several visionary leaders who led and transformed the Company over the years but also groomed leaders for both the public and the private sectors.

IR Climate - Collaborative Value

The industrial relations (IR) climate in the Company has traditionally been harmonious. A collaborative IR climate has been maintained in the Company over the years to always be ready for the challenges. The Company ensures that the changes in its business environment, strategy & business models, the resultant impact on the current business and the people, along with future plans are regularly shared with the collectives and their views and suggestions are taken into consideration. Regular structured meetings are held between the management and the collectives to discuss and deliberate on issues like productivity, welfare and the need to build a responsive and responsible organisation. The collectives have always steadfastly supported the management in overcoming challenges faced by the Company.

As of March 31, 2023, the employee strength of the Company was at 31,095, which comprised 18,485 executives and 12,610 non-executives, including 2,726 women employees.

Other Information

The details regarding the Company's CSR programmes, environment protection and conservation initiatives, technology absorption and adoption efforts, forays into renewable energy and foreign exchange conservation, etc., and are provided in the Directors' Report and the Annexure.

Cautionary Statement

The information and statements in the Management's Discussion & Analysis regarding the objectives, expectations or anticipations may be forward-looking within the meaning of applicable securities, laws and regulations. The actual results may differ materially from the expectations. The various critical factors that could influence the operations of the Company include global and domestic demand and supply conditions affecting the selling price of products, input availability and prices, changes in Government of India regulations/tax laws, economic developments within the country and factors such as litigation and industrial relations.

G. S. MATHUR & CO.

Chartered Accountants
A-160, Ground Floor
Defence Colony,
New Delhi - 110024

K C MEHTA & CO LLP

Chartered Accountants
Meghdhanush,
Race Course Circle,
Vadodara - 390007

SINGHI & CO.

Chartered Accountants
161, Sarat Bose Road,
West Bengal,
Kolkata - 700026

S R B & ASSOCIATES

Chartered Accountants
A 3/7, Gillander House
8, N.S. Road,
Kolkata - 700001

INDEPENDENT AUDITORS' REPORT

To

The Members of Indian Oil Corporation Limited

Report on the audit of the Standalone Financial Statements

Opinion

We have audited the accompanying standalone financial statements of Indian Oil Corporation Limited ("the Company"), which comprise the Balance Sheet as at March 31, 2023, the Statement of Profit and Loss (including Other Comprehensive Income), the Statement of Changes in Equity and the Statement of Cash Flows for the year then ended and notes to the standalone financial statements including a summary of significant accounting policies and other explanatory information in which are incorporated the financial statements for the year ended on that date audited by the Branch Auditors of the Company's one Branch, namely Research & Development (R&D) division situated at Faridabad, Haryana, India.

In our opinion and to the best of our information and according to the explanations given to us, the aforesaid standalone financial statements give the information required by the Companies Act, 2013 (the "Act") in the manner so required and give a true and fair view in conformity with Indian Accounting Standards specified under section 133 of the Act read with the Companies (Indian Accounting Standards) Rules 2015, as amended and other accounting principles generally accepted in India, of the state of affairs of the Company as at March 31, 2023, and total comprehensive income (comprising of profit and other comprehensive income), changes in equity and its cash flows for the year ended on that date.

Basis for opinion

We conducted our audit of the standalone financial statements in accordance with the Standards on Auditing (SAs) specified under section 143(10) of the Act. Our responsibilities under those Standards are further described in the Auditors' Responsibilities for the Audit of the standalone financial statements section of our report. We are independent of the Company in accordance with the Code of Ethics issued by the Institute of Chartered Accountants of India ("ICAI"), together with the ethical requirements that are relevant to our audit of the standalone financial statements under the provisions of the Act and "the Rules" thereunder, and we have fulfilled our other ethical responsibilities in accordance with these requirements and the ICAI's Code of Ethics. We believe that the audit evidence we have obtained is sufficient and appropriate to provide a basis for our opinion on the standalone financial statements.

Key audit matters

Key audit matters are those matters that, in our professional judgment, were of most significance in our audit of the standalone financial statements of the current period. These matters were addressed in the context of our audit of the standalone financial statements as a whole, and in forming our opinion thereon, and we do not provide a separate opinion on these matters. We have determined the matters described below to be the key audit matters to be communicated in our report:

Key Audit Matters

Property, Plant & Equipment and Intangible Assets

There are areas where management judgement impacts the carrying value of property, plant and equipment, intangible assets and their respective depreciation/amortisation rates. These include the decision to capitalise or expense costs; the annual asset life review; the timeliness of the capitalisation of assets and the use of management assumptions and estimates for the determination or the measurement and recognition criteria for assets retired from active use. Due to the materiality in the context of the Balance Sheet of the Company and the level of judgement and estimates required, we consider this to be as area of significance.

Auditors' response to Key Audit Matters

We assessed the controls in place over the fixed asset cycle, evaluated the appropriateness of capitalisation process, performed tests of details on costs capitalised, the timeliness of the capitalisation of the assets and the de-recognition criteria for assets retired from active use.

In performing these procedures, we reviewed the judgements made by management including the nature of underlying costs capitalised; determination of realizable value of the assets retired from active use; the appropriateness of assets lives applied in the calculation of depreciation/amortisation; the useful lives of assets prescribed in Schedule II to the Act and the useful lives of certain assets as per the technical assessment of the management. We observed that the management has regularly reviewed the aforesaid judgements and there are no material changes.

Key Audit Matters**Provision for Direct Taxes**

The Company has uncertain direct tax positions including matters under dispute which involves significant judgment relating to the possible outcome of these disputes in estimation of the provision for income tax. Because of the judgement required, this area is considered as a key audit matter.

Provisions and Contingent Liabilities

The Company is involved in various taxes and other disputes for which final outcome cannot be easily predicted and which could potentially result in significant liabilities. The assessment of the risks associated with the litigations is based on complex assumptions, which require the use of judgement and such judgement relates, primarily, to the assessment of the uncertainties connected to the prediction of the outcome of the proceedings and to the adequacy of the disclosures in the standalone financial statements. Because of the judgement required, the materiality of such litigations and the complexity of the assessment process, this area is considered as a key audit matter.

Investments in Subsidiaries, Joint Ventures and Associates

Investments in subsidiaries, joint ventures and associates which are valued at cost have been adjusted for impairment losses in line with "Ind AS 36 Impairment of assets". In case there is an indication of possible impairment, the Company carries out an impairment test by comparing the recoverable amount of the investments determined according to the value in use method and their carrying amount. The valuation process adopted by management is complex and is based on a series of assumptions, such as the forecast cash flows, the appropriate discounting rate and the growth rate. These assumptions are, by nature, influenced by future expectations regarding the evolution of external market.

Since judgement of the management is required to determine whether there is indication of possible impairment and considering the subjectivity of the estimates relating to the determination of the cash flows and the key assumptions of the impairment test, the area is considered as a key audit matter.

Auditors' response to Key Audit Matters

Our audit procedures involved assessment of the management's underlying assumptions in estimating the tax provision and the possible outcome of the disputes taking into account the legal precedence, jurisprudence and other rulings in evaluating management's position on these uncertain direct tax positions. We have also assessed the disclosures made by the company in this regard in standalone financial statements

Our audit procedures in response to this Key Audit Matter included, among others,

- Assessment of the process and relevant controls implemented to identify legal and tax litigations and pending administrative proceedings.
- Assessment of assumptions used in the evaluation of potential legal and tax risks performed by the legal and tax department of the Company considering the legal precedence and other rulings in similar cases.
- Inquiry with the legal and tax departments regarding the status of the most significant disputes and inspection of the key relevant documentation.
- Analysis of opinion received from the experts wherever available.
- Review of the adequacy of the disclosures in the notes to the standalone financial statements.

With reference to this key audit matter, we considered the following:

- Book value of the investments in subsidiaries, joint venture and associates as compared to the carrying amount.
- Market capitalization in case of listed entities in which investments have been made.
- Some of the entities are still in the construction stage and have not begun commercial operations.

Based on the information and explanations obtained as above, we concluded that the Management's judgement regarding indication of impairment in certain investments during the year is appropriate. Where there is indication of impairment, we examined the approach taken by management to determine the value of the investments, analysed the methods and assumptions applied by management to carry out the impairment test and the reports obtained from the experts in valuation.

The following audit procedures were adopted:

- identification and understanding of the significant controls implemented by the Company over the impairment testing process; analysis of the reasonableness of the principal assumptions made to estimate their cash flows, and obtaining other information from management that we deemed to be significant;
- analysis of actual data of the year and previous years in comparison with the original plan, in order to assess the nature of variances and the reliability of the planning process;
- assessment of the reasonableness of the discount rate and growth rate;
- Verification of the mathematical accuracy of the model used to determine the value in use of the investments.

We also examined the adequacy of the information provided by the Company about the impairment test and its consistency with the requirements of Ind AS 36.

Information Other than the Standalone Financial Statements and Auditors' Report Thereon

The Company's Board of Directors is responsible for the preparation of the other information. The other information comprises the information included in the Financial Performance highlights, Board's Report including Annexure to Board's Report, Management Discussions and Analysis, Business Responsibility and Sustainability Report, Report on Corporate Governance, Shareholders Information and other information in the Integrated Annual Report but does not include the standalone financial statements and our auditors' report thereon.

Our opinion on the standalone financial statements does not cover the other information and we will not express any form of assurance conclusion thereon.

In connection with our audit of the standalone financial statements, our responsibility is to read the other information identified above when it becomes available, and in doing so, consider whether the other information is materially inconsistent with the standalone financial statements or our knowledge obtained in the audit, or otherwise appears to be materially misstated.

If, based on the work we have performed on the other information that we obtained prior to the date of auditors' report, we conclude that there is a material misstatement of this information, we are required to report that fact. We have nothing to report in this regard.

When we read the remaining other information, which we will obtain after the date of auditors' report and if we conclude that there is material misstatement therein, we are required to communicate the matter to those charged with governance.

Responsibilities of Management and Those Charged with Governance for the Standalone Financial Statements

The Company's Board of Directors is responsible for the matters stated in section 134(5) of the Act with respect to the preparation of these standalone financial statements that give a true and fair view of the financial position, financial performance, total comprehensive income, changes in equity and cash flows of the Company in accordance with the accounting principles generally accepted in India, including the Indian Accounting Standards (Ind AS) specified under section 133 of the Act. This responsibility also includes maintenance of adequate accounting records in accordance with the provisions of the Act for safeguarding of the assets of the Company and for preventing and detecting frauds and other irregularities; selection and application of appropriate accounting policies; making judgments and estimates that are reasonable and prudent; and design, implementation and maintenance of adequate internal financial controls, that were operating effectively for ensuring the accuracy and completeness of the accounting records, relevant to the preparation and presentation of the standalone financial statements that give a true and fair view and are free from material misstatement, whether due to fraud or error.

In preparing the standalone financial statements, the Board of Directors is responsible for assessing the Company's ability to continue as a going concern, disclosing, as applicable, matters related to going concern and using the going concern basis of accounting unless the management either intends to liquidate the Company or to cease operations, or has no realistic alternative but to do so.

The Board of Directors is also responsible for overseeing the Company's financial reporting process.

Auditors' Responsibilities for the Audit of the Standalone Financial Statements

Our objectives are to obtain reasonable assurance about whether the standalone financial statements as a whole are free from material misstatement, whether due to fraud or error, and to issue an auditors' report that includes our opinion. Reasonable assurance is a high level of assurance but is not a guarantee that an audit conducted in accordance with SAs will always detect a material misstatement when it exists. Misstatements can arise from fraud or error and are considered material if, individually or in the aggregate, they could reasonably be expected to influence the economic decisions of users taken on the basis of these standalone financial statements.

As part of an audit in accordance with SAs, we exercise professional judgment and maintain professional skepticism throughout the audit. We also:

- Identify and assess the risks of material misstatement of the standalone financial statements, whether due to fraud or error, design and perform audit procedures responsive to those risks, and obtain audit evidence that is sufficient and appropriate to provide a basis for our opinion. The risk of not detecting a material misstatement resulting from fraud is higher than for one resulting from error, as fraud may involve collusion, forgery, intentional omissions, misrepresentations, or the override of internal control.
- Obtain an understanding of internal control relevant to the audit in order to design audit procedures that are appropriate in the circumstances. Under section 143(3)(i) of the Act, we are also responsible for expressing our opinion on whether the Company has adequate internal financial controls with reference to standalone financial statements in place and the operating effectiveness of such controls.
- Evaluate the appropriateness of accounting policies used and the reasonableness of accounting estimates and related disclosures made by management.

- Conclude on the appropriateness of management's use of the going concern basis of accounting and, based on the audit evidence obtained, whether a material uncertainty exists related to events or conditions that may cast significant doubt on the ability of the Company to continue as a going concern. If we conclude that a material uncertainty exists, we are required to draw attention in our auditors' report to the related disclosures in the standalone financial statements or, if such disclosures are inadequate, to modify our opinion. Our conclusions are based on the audit evidence obtained up to the date of our auditors' report. However, future events or conditions may cause the Company to cease to continue as a going concern.
- Evaluate the overall presentation, structure and content of the standalone financial statements, including the disclosures, and whether the standalone financial statements represent the underlying transactions and events in a manner that achieves fair presentation.
- Obtain sufficient appropriate audit evidence regarding the financial statements/financial information of the branch to express an opinion on the standalone financial statements. We are responsible for the direction, supervision and performance of the audit of the financial statements of the components which have been audited by us. For the branches included in the standalone financial statements, which have been audited by branch auditors, such other auditors remain responsible for the direction, supervision and performance of the audits carried out by them. We remain solely responsible for our audit opinion.

We communicate with those charged with governance regarding, among other matters, the planned scope and timing of the audit and significant audit findings, including any significant deficiencies in internal control that we identify during our audit.

We also provide those charged with governance with a statement that we have complied with relevant ethical requirements regarding independence, and to communicate with them all relationships and other matters that may reasonably be thought to bear on our independence, and where applicable, related safeguards.

From the matters communicated with those charged with governance, we determine those matters that were of most significance in the audit of the standalone financial statements of the current period and are therefore the key audit matters. We describe these matters in our auditors' report unless law or regulation precludes public disclosure about the matter or when, in extremely rare circumstances, we determine that a matter should not be communicated in our report because the adverse consequences of doing so would reasonably be expected to outweigh the public interest benefits of such communication.

Other Matters

We did not audit the financial statements of one Branch included in the standalone financial statements of the Company whose financial statements reflect total assets of ₹ 1,752.93 crore as at March 31, 2023 and total revenues of ₹ 39.24 crore for the year ended on that date, as considered in the standalone financial statements. The financial statements of this Branch have been audited by the Branch Auditor whose report has been furnished to us, and our opinion in so far as it relates to the amounts and disclosures included in respect of this Branch, is based solely on the report of such Branch Auditors.

The standalone financial statements include the Company's proportionate share (relating to Jointly controlled operations of E&P activities) in assets ₹ 764.51 crore and liabilities ₹ 171.49 crore as at March 31, 2023 and total revenue of ₹ 274.07 crore and profit before tax of ₹ 170.50 crore for the year ended on that date and in items of the statement of cash flow and related disclosures contained in the enclosed standalone financial statements. Our observations thereon are based on unaudited statements from the operators to the extent available with the Company in respect of 24 Blocks (out of which 12 Blocks are relinquished) and have been certified by the management. Our opinion in respect thereof is solely based on the management certified information. According to the information and explanations given to us by the Company's management, these are not material to the Company.

We have also placed reliance on technical/ commercial evaluations by the management in respect of categorization of wells as exploratory, development and dry well, allocation of cost incurred on them, liability under New Exploration Licensing Policy (NELP) and nominated blocks for under-performance against agreed Minimum Work Programme.

Our opinion is not modified in respect of these matters.

Report on Other Legal and Regulatory Requirements

1. As required by the Companies (Auditor's Report) Order, 2020 ("the Order") issued by the Central Government of India in terms of sub-section (11) of Section 143 of the Act, we give in the "Annexure A" a statement on the matters specified in the paragraphs 3 and 4 of the said Order, to the extent applicable.
2. We are enclosing our report in terms of Section 143 (5) of the Act, on the basis of such checks of the books and records of the Company as we considered appropriate and according to the information and explanations given to us, in the "Annexure B" on the directions issued by the Comptroller and Auditor General of India.

3. As required by Section 143(3) of the Act, we report that:
- a. We have sought and obtained all the information and explanations which to the best of our knowledge and belief were necessary for the purposes of our audit.
 - b. In our opinion, proper books of account as required by law have been kept by the Company so far as it appears from our examination of those books and proper returns adequate for the purpose of our audit have been received from the Branch not visited by us.
 - c. The report on the accounts of the Branch office of the Company audited under section 143(8) of the Act, by Branch Auditors has been furnished to us and has been properly dealt with by us in preparing this report.
 - d. The Balance Sheet, the Statement of Profit and Loss (including Other Comprehensive Income), Statement of Changes in Equity and the Statement of Cash Flows dealt with by this Report are in agreement with the books of account and with the returns received from the Branch not visited by us.
 - e. In our opinion, the aforesaid standalone financial statements comply with the Indian Accounting Standards specified under Section 133 of the Act.
 - f. We have been informed that the provisions of Section 164(2) of the Act in respect of disqualification of directors are not applicable to the Company, being a Government Company in terms of notification no. G.S.R.463 (E) dated 5th June, 2015 issued by Ministry of Corporate Affairs, Government of India.
 - g. With respect to the adequacy of the internal financial controls with reference to standalone financial statements of the Company and the operating effectiveness of such controls, refer to our separate report in "Annexure C".
 - h. We are informed that the provisions of Section 197 read with Schedule V of the Act, relating to managerial remuneration are not applicable to the Company, being a Government Company, in terms of Ministry of Corporate Affairs Notification no. G.S.R. 463 (E) dated 5th June, 2015.
 - i. With respect to the other matters to be included in the Auditors' Report in accordance with Rule 11 of the Companies (Audit and Auditors) Rules, 2014, in our opinion and to the best of our information and according to the explanations given to us:
 - i. The Company has disclosed the impact of pending litigations on its financial position in its standalone financial statements- Refer Note 36B to the standalone financial statements.
 - ii. The Company has made provision, as required under the applicable law or Indian accounting standards, for material foreseeable losses, if any, on long term contracts including derivative contracts - Refer Note 18 to the standalone financial statements.
 - iii. There has been no delay in transferring the amount, required to be transferred to the Investor Education and Protection Fund by the Company.
 - iv.
 - a) The Management has represented that, to the best of its knowledge and belief, no funds (which are material either individually or in the aggregate) have been advanced or loaned or invested (either from borrowed funds or share premium or any other sources or kind of funds) by the Company to or in any other person or entity, including foreign entity ("Intermediaries"), with the understanding, whether recorded in writing or otherwise, that the Intermediary shall, whether, directly or indirectly lend or invest in other persons or entities identified in any manner whatsoever by or on behalf of the Company ("Ultimate Beneficiaries") or provide any guarantee, security or the like on behalf of the Ultimate Beneficiaries;
 - b) The Management has represented, that, to the best of its knowledge and belief, no funds (which are material either individually or in the aggregate) have been received by the Company from any person or entity, including foreign entity ("Funding Parties"), with the understanding, whether recorded in writing or otherwise, that the Company shall, whether, directly or indirectly, lend or invest in other persons or entities identified in any manner whatsoever by or on behalf of the Funding Party ("Ultimate Beneficiaries") or provide any guarantee, security or the like on behalf of the Ultimate Beneficiaries; and
 - c) Based on the audit procedures that have been considered reasonable and appropriate in the circumstances, nothing has come to our notice that has caused us to believe that the representations under sub-clause (i) and (ii) of Rule 11(e), as provided under (a) and (b) above, contain any material misstatement.

- v. As stated in Note 31 to the standalone financial statements:
- a) The final dividend paid by the Company during the year in respect of the same declared for the previous year is in accordance with section 123 of the Companies Act 2013 to the extent it applies to payment of dividend.
 - b) The Board of Directors of the Company has proposed final dividend for the year which is subject to the approval of the members at the ensuing Annual General Meeting. The dividend declared is in accordance with section 123 of the Act to the extent it applies to declaration of dividend.
- vi. Proviso to Rule 3(1) of the Companies (Accounts) Rules, 2014 for maintaining books of account using accounting software which has a feature of recording audit trail (edit log) facility is applicable to the Company from Financial Year beginning April 1, 2023 and accordingly, reporting under Rule 11(g) of Companies (Audit and Auditors) Rules, 2014 is not applicable for the financial year 2022-23.

For G. S. MATHUR & CO.

Chartered Accountants
Firm Regn. No. 008744N

For K C MEHTA & CO LLP

Chartered Accountants
Firm Regn. No. 106237W/W100829

For SINGHI & CO.

Chartered Accountants
Firm Regn. No. 302049E

For S R B & ASSOCIATES

Chartered Accountants
Firm Regn. No. 310009E

Sd/-**(Rajiv Kumar Wadhawan)**

Partner

M. No. 091007

UDIN: 23091007BGQDGH7977

Sd/-**(Vishal P. Doshi)**

Partner

M. No. 101533

UDIN: 23101533BGSTCM1035

Sd/-**(Pradeep Kumar Singhi)**

Partner

M. No. 050773

UDIN: 23050773BGZEU03173

Sd/-**(Rajib Sekhar Sahoo)**

Partner

M. No. 053960

UDIN: 23053960BGQFKB9793

Place: New Delhi**Date:** 16th May 2023

Annexure A to the Independent Auditors' Report

Annexure referred to in Independent Auditors' Report to the members of Indian Oil Corporation Limited on the standalone financial statements for the year ended March 31, 2023

- (i) (a) (A) The Company has generally maintained proper records showing full particulars including quantitative details and situation of Property, Plant and Equipment including Right of Use assets
- (B) The Company has generally maintained proper records showing full particulars of intangible assets.
- (b) There is a regular programme of physical verification of all Property, Plant and Equipment, other than LPG cylinders and pressure regulators with customers, over a period of three years which, in our opinion, is reasonable having regard to the size of the Company and the nature of its Property, Plant and Equipment. In our opinion and as per the information given by the Management, the discrepancies observed were not material and have been appropriately accounted for in the books.
- (c) According to the information and explanations given to us and on the basis of our examination of records of the Company, the title/ lease deeds of all the immovable properties (other than properties where the Company is the lessee, and the lease agreements are duly executed in favour of the lessee) disclosed in the financial statements are held in the name of the Company. The details of exceptions are given in "Appendix A" to this report.
- (d) According to the information and explanations given to us, the Company has not revalued any of its Property, Plant and Equipment (including Right of Use assets) or intangible assets during the year.
- (e) According to the information and explanations given to us, no proceeding has been initiated or is pending against the Company for holding any benami property under the Benami Transactions (Prohibition) Act, 1988 (45 of 1988) and the rules made thereunder.
- (ii) (a) According to the information and explanations given to us, the inventory (excluding inventory lying with third parties, inventory under joint operations and material in transit) has been physically verified by the management during the year and in our opinion, the frequency of verification is reasonable. In our opinion the coverage and the procedure of such verification by the management is appropriate. As explained to us, no discrepancy of 10% or more in the aggregate for each class of inventory was noticed on physical verification of inventories as compared to the book records.
- (b) According to the information and explanations given to us, the Company has been sanctioned working capital limits in excess of five crore rupees, in aggregate, from banks and financial institutions on the basis of security of current assets. Also, the quarterly returns/statements filed by the Company with such banks and financial institutions are in agreement with the books of account of the Company.
- (iii) (a) In our opinion and according to the information and explanations given to us, the Company has granted loans or provided advances in the nature of loans, or stood guarantee, or provided security during the year to the following entities:

Particulars	Guarantees	Loans	(₹ in crore)
			Advances in nature of Loans
Aggregate amount granted/provided during the year:			
- Joint Ventures	60.00	-	-
- Others	-	578.58	104.03
Balance outstanding as at balance sheet date in respect of above cases:			
- Joint Ventures	20.00	-	-
- Others	-	548.80	33.79

- (b) In our opinion and according to the information and explanations given to us, the investments made, guarantees provided, security given and the terms and conditions of the grant of all loans and advances in the nature of loans and guarantees provided are not prejudicial to the Company's interest.
- (c) In our opinion and according to the information and explanations given to us, the schedule of repayment of principal and payment of interest with respect to loans and advances in the nature of loans, has been stipulated and the repayments or receipts are regular.
- (d) In our opinion and according to the information and explanations given to us, there are no amounts which are overdue for more than 90 days.
- (e) According to the information and explanations given to us, no such cases were found where the loan or advance in the nature of loan granted which have fallen due during the year, have been renewed or extended or fresh loans granted to settle the overdues of existing loans given to the same parties.
- (f) In our opinion and according to the information and explanations given to us, no such cases are found where the Company has granted any loans or advances in the nature of loans either repayable on demand or without specifying any terms or period of repayment.
- (iv) In our opinion and according to the information and explanations given to us, the Company is exempted from the provisions of section 186 of the Act (except section 186(1) of the Act) as it is engaged in the business of providing infrastructure facilities as provided under Schedule-VI of the Act. The provisions of section 186(1) of the Act are not applicable to the Company. The Company has complied with the provisions of Section 185 of the Act.
- (v) In our opinion and according to the information and explanations given to us, during the year, the Company has not accepted deposits from the public in terms of the provisions of sections 73 to 76 of the Act read with the Companies (Acceptance of Deposits) Rules, 2014, as amended and other relevant provisions of the Act or under the directives issued by the Reserve Bank of India and no deposits are outstanding at the year-end except old cases under dispute aggregating to ₹ 0.01 crore, where we are informed that the Company has complied with necessary directions. According to information and explanation provided to us no order has been passed by the company law board or National Company law Tribunal or Reserve Bank of India or any Court or any other tribunal.
- (vi) We have broadly reviewed the accounts and records maintained by the Company pursuant to the Rules made by the Central Government for the maintenance of cost records under sub-section (1) of Section 148 of the Act, read with Companies (Cost Records & Audit) Rules, 2014, as amended and we are of the opinion that prima facie the prescribed accounts and records have been made and maintained. We have not, however, made detailed examination of the records with a view to determine whether they are accurate and complete.
- (vii) (a) According to the information and explanations given to us, the Company has been regular in depositing with appropriate authorities undisputed statutory dues, including provident fund, employee's state insurance, income-tax, value added tax, goods and services tax, excise duty, cess and other statutory dues applicable to it. Further, no undisputed amounts payable in respect of provident fund, employee's state insurance, income tax, value added tax, goods and services tax, cess and any other statutory dues were in arrears, as at March 31, 2023, for a period of more than six months from the date they become payable.
- (b) The disputed statutory dues that have not been deposited on account of matters pending before appropriate authorities are annexed in "Appendix B" with this report.
- (viii) According to the information and explanations given to us, there are no transactions which were not recorded in the books of account and have been surrendered or disclosed as income during the year in the tax assessments under the Income Tax Act, 1961 (43 of 1961).
- (ix) (a) According to the information and explanations given to us, the Company has not defaulted in repayment of loans or other borrowings or in the payment of interest thereon to any lender.
- (b) According to the information and explanations given to us, the Company has not been declared willful defaulter by any bank or financial institution or government or any government authority.
- (c) According to the information and explanations given to us, the Company has applied the term loans for the purpose for which loans were obtained.
- (d) According to the information and explanations given to us and on an overall examination of the Balance Sheet of the Company as at year end i.e., 31st March 2023, we report that funds raised on short-term basis to the extent of ₹ 35,345.06 crore have been used for long-term purposes. During the year, funds raised on short-term basis have been used for long-term purposes to the extent of ₹ 3,395.18 crore.
- (e) According to the information and explanations given to us, the Company has not taken any funds from any entity or person on account of or to meet the obligations of its subsidiaries, associates, or joint ventures.
- (f) According to the information and explanations given to us, the Company has not raised loans during the year on the pledge of securities held in its subsidiaries, joint ventures, or associate companies.

- (x) (a) According to the information and explanations given to us, the Company has not raised moneys by way of initial public offer or further public offer (including debt instruments) during the year. However, the Company has issued non-convertible debentures for capital expenditure requirements through private placement and as per the information and explanations given to us, the funds were applied for the purpose for which those were raised.
- (b) According to the information and explanations given to us, the Company has not made any preferential allotment or private placement of shares or fully or partly or optionally convertible debentures during the year and therefore provisions of Section 42 and 62 of the Act are not applicable to the Company.
- (xi) (a) According to the information and explanations given to us and as represented by the Management and based on our examination of the books and records of the Company and in accordance with generally accepted auditing practices in India, no material case of frauds by the Company or on the Company has been noticed or reported during the year.
- (b) No report has been filed by the auditors in Form ADT-4 as prescribed under Rule 13 of Companies (Audit and Auditors) Rules, 2014 with the Central Government during the year and upto the date of this report.
- (c) According to the information and explanations given to us, no whistle blower complaints were received by the Company during the year.
- (xii) In our opinion and according to the information and explanations given to us, the Company is not a Nidhi Company and therefore, the reporting under Clause 3 (xii)(a), 3(xii)(b) & 3(xii)(c) of the Order is not applicable.
- (xiii) In our opinion and according to the information and explanations given by the management, all transactions during the year with the related parties were approved by the Audit Committee and are in compliance with section 177 and 188 of the Act, where applicable and the details have been disclosed in the standalone financial statements, as required by the applicable Indian accounting standards.
- (xiv) (a) In our opinion and based on our examination, the Company has an internal audit system commensurate with the size and nature of its business.
- (b) We have considered the internal audit reports of the Company issued till date, for the period under audit.
- (xv) In our opinion and according to the information and explanations given to us, the Company has not entered into any non-cash transactions specified under section 192 of the Act with directors, or persons connected with directors and therefore, reporting under clause (xv) of the Order is not applicable to the Company.
- (xvi) According to the information and explanations given to us, the Company is not required to be registered under section 45-IA of the Reserve Bank of India Act, 1934. Accordingly, the reporting under Clause 3(xvi)(a), 3(xvi)(b), 3(xvi)(c) & 3(xvi)(d) is not applicable.
- (xvii) In our opinion and according to the information and explanations given to us, the Company has not incurred cash losses in the financial year 2022-23 and in the immediately preceding financial year 2021-22.
- (xviii) There has been no resignation of the statutory auditors during the year and accordingly clause 3(xviii) is not applicable.
- (xix) In our opinion and on the basis of the financial ratios, ageing and expected dates of realisation of financial assets and payment of financial liabilities, other information accompanying the financial statements, the Board of Directors and management plans given to us, no material uncertainty exists as on the date of the audit report that the Company is not capable of meeting its liabilities existing at the date of balance sheet as and when they fall due within a period of one year from the balance sheet date.
- (xx) (a) In our opinion and according to the information and explanations given to us, in respect to "other than ongoing projects", there are no unspent amounts that are required to be transferred to the Funds specified in Schedule VII to the Companies Act, 2013 within a period of six months of the expiry of the financial year in compliance with second proviso to sub-section (5) of section 135 of the said Act. Accordingly, reporting under clause 3(xx)(a) of the Order is not applicable for the year.
- (b) In our opinion and according to the information and explanations given to us, with respect to "ongoing projects", there are no unspent amounts that are required to be transferred to a special account, within a period of thirty days from the end of the financial year in compliance with section 135(6) of the said Act.
- (xxi) According to the information and explanations given to us, there are no qualifications or adverse remarks by the respective auditors in the Companies (Auditor's Report) Order 2020 (CARO) reports of the companies included in the consolidated financial statements.

For G. S. MATHUR & CO.

Chartered Accountants
Firm Regn. No. 008744N

Sd/-

(Rajiv Kumar Wadhawan)

Partner

M. No. 091007

UDIN: 23091007BGQDGH7977

For K C MEHTA & CO LLP

Chartered Accountants
Firm Regn. No. 106237W/W100829

Sd/-

(Vishal P. Doshi)

Partner

M. No. 101533

UDIN: 23101533BGSTCM1035

For SINGHI & CO.

Chartered Accountants
Firm Regn. No. 302049E

Sd/-

(Pradeep Kumar Singhi)

Partner

M. No. 050773

UDIN: 23050773BGZEU03173

For S R B & ASSOCIATES

Chartered Accountants
Firm Regn. No. 310009E

Sd/-

(Rajib Sekhar Sahoo)

Partner

M. No. 053960

UDIN: 23053960BGQFKB9793

Place: New Delhi**Date:** 16th May 2023

Reporting as per Companies (Auditor's Report) Order 2020 Immovable Property not held in the name of the Company

Appendix - A

Sl No.	Description of the property	Gross Carrying Value (in ₹ crore)	Held in name of	Whether promoter, director or their relative or employee	Property held since (Year)	Reason for not being held in name of company
1	Freehold					
A.	Freehold Land					
	CTMPL RCP land at Reddimangudii *	0.00	Nalluswamy Ramar	No	2005	Purchase price of the private- government land parcel has not been fixed by State Government.
	Freehold Land	0.02	Ramavathi/ Legal Heirs	No	1995	Title Appeal has been filed before Jharkhand High Court. Decision is pending.
	Freehold Land*	0.00	Ramavathi/ Legal Heirs	No	1995	Title Appeal has been filed before Jharkhand High Court. Decision is pending.
	Freehold Land*	0.00	Not available	No	1959	Title Deed is not traceable. Re-generation of title deed is in process for making an application to Sub registrar.
	Freehold Land	0.10	Bharat Petroleum Corporation Limited (BPCL)	No	1990	The land has been registered in the name of BPCL. BPCL has demarcated 77,540.00 Sqm of land in the name of IOCL.
	Freehold Land	0.52	Kerala state Government (GCDA)	No	2003	Following up is being made with Govt. Secretary and GCDA for registration.
	Freehold Land	5.77	Indian Railways	No	1994	The said land had been exchanged with railways for construction of railway siding and the same had not been registered. However, a person had disputed the title in the court claiming that they have registered documents to portion of the land (400 Sq. Yards). Pending the decision of the Railways and the legal case, IOC is unable to go ahead with the registration of land.
	Land allotted by Govt. of Assam	0.16	Government of Assam	No	1962	Land measuring 60.50 Acre not registered in the name of Company, GR for which follow is being made with the government.
	Land Freehold-Refinery	0.20	Government of Bihar	No	1959	The matter related to the claim of District Authorities, for additional cost of Registration charges, is pending with the Hon'ble High Court, Patna.
	Land-Freehold	0.40	GIDC & Others	No	1962	Transfer execution pending
	Total	7.17				
B.	Freehold Building					
	Freehold Building	14.65	Govt. of West Bengal	No	1989	The executed deed was not registered after taking over the building. Mutation of this plot of Land & Building is not available.
	Freehold Building	0.01	M/s Bonny Enterprise	No	1984	No one from M/s. Bonny Enterprise is traceable.
	Freehold Building	0.04	M/s Bonny Enterprise	No	1983	Probably Bonny enterprise is closed. Therefore, Title Deed cannot be executed. We are paying the Municipal Tax regularly and are also in possession of Flats since inception.
	Freehold Building (3 cases)	0.05	M/s Bonny Enterprise	No	1985	
	Freehold Building	0.06	Mukund Constructions	No	1984	Matter is under Litigation for execution of sale deed.
	Total	14.82				
2	ROU Assets					
A.	Leasehold Land					
	ROU - Leasehold Land	0.12	Not available	No	1993	Action is being taken to retrieve the documents.
	ROU - Leasehold Land (5 cases)	0.21	Tata Iron and Steel Company Limited (TISCO)	No	1996	The Land has been awarded to TISCO during British Govt. Embargo from State Govt. over Subleasing to Company.
	ROU - Leasehold Land (38 cases)	394.24	Indian Air Force	No	2011	Air Force Stations Umbrella Agreement/MOU, but no individual Agreements for various locations are available.
	ROU - Leasehold Land	128.38	JNPT	No	2022	Title deed is pending for execution.
	ROU - Leasehold Land	1.94	Mumbai Port Trust (MbPT)	No	1998	A letter was submitted to MbPT Chairman office requesting waiving of interest on arrear and renewal of expired lease. The concerned location is following up with MbPT.
	ROU - Leasehold Land (2 cases)	0.46	Madhya Pradesh Government	No	1994	Title deed is pending for execution with MP Government Revenue land office, lease rent payment is being made as per negotiated rate.

Appendix - A

Sl No.	Description of the property	Gross Carrying Value (in ₹ crore)	Held in name of	Whether promoter, director or their relative or employee	Property held since (Year)	Reason for not being held in name of company
	ROU - Leasehold Land*	0.00	Madhya Pradesh Government	No	1994	It is a Govt land offered by Tahesildar Sehore for permanent allotment of land vide Ref. 2/A-20/99-2000 dated 23.06.2000. Title Deed being applied.
	ROU - Leasehold Land*	0.00	Northern Coalfields Limited (NCL)	No	1992	Lease deed with NCL for Jayant Depot land is not available with Company and NCL. However, by a copy of the letter a draft copy of the agreement was given to IOC. It is evident from another letter from Coal Field dtd. 13.12.93 that they have asked for incorporation of clause that IOCL will not sale HSD from this Depot to any outside parties. In view of the fact, that IOCL is supplying product to other Retail Outlet and Kerosene agency from Jayant Depot the lease agreement might not have been concluded.
	ROU - Leasehold Land	0.10	Tuticorn Port Trust	No	1998	The lease agreement not yet signed due to dispute with Tuticorn Port Trust on incorporation of MGT clause.
	Leasehold Land at Mathura Refinery	10.18	Government of Uttar Pradesh	No	1977	Approval for lease deed & execution is pending at the level of Department of Industries, UP Government, Lucknow.
	Leasehold Land of Calico Mill, Baroda	31.99	Gujarat Industrial Development Corporation	No	2006	Case is pending in High Court
	Leasehold Land at Jobra Barrage Water Intake Facility	27.54	Government of Odisha	No	2010	Transfer of land in name of Company is under process
	Leasehold land at Paradip	4.83	Government of Odisha	No	2010	Transfer of land in name of Company is under process
	Leased land at Dahej	8.29	Not available	No	2016	Transfer of land in name of Company is under process.
	Total	608.27				
B.	Leasehold Building					
	NBCC_Type VI Flats & Parking_Kidwai Nagar	20.42	National Buildings Construction Corporation (NBCC)	No	2018	Under process to be registered through Land & Development Office, Ministry of Housing and Urban Affairs
	NBCC Commercial Space	231.02	National Buildings Construction Corporation (NBCC)	No	2021	Under process to be registered through Land & Development Office, Ministry of Housing and Urban Affairs
	NBCC_Building_Type V Flats	17.67	National Buildings Construction Corporation (NBCC)	No	2020	Under process to be registered through Land & Development Office, Ministry of Housing and Urban Affairs
	Total	269.11				
3	Investment Property	-				
4	Non-Current Assets held for sale	-				
	Grand Total	899.37				

*Following values are not reflected above due to rounding off:

Particulars	Held in name of	Gross Carrying value (in ₹)
Freehold Land	Nalluswamy Ramar	30,000
Freehold Land	Ramavathi/ Legal heirs	25,540
ROU - Leasehold Land	MP Government	23,459
Freehold Land	Not Available	24,416
ROU-Leasehold Land	Northern Coalfields Limited	1

Disputed Statutory Dues

Appendix - B

Sl. No.	Name of the Statute	Nature of Dues	Forum Where Dispute is pending	Gross Amount (₹ crore)	Amount Paid under Protest (₹ crore)	Amount (net of deposits) (₹ crore)	Period to which the Amount relates (Financial Years)
1	Central Excise Act, 1944	Central Excise	Supreme Court	117.11	10.00	107.11	1989 to 2006
			High Court	306.53	0.56	305.97	1994 to 2013
			Tribunal	1,697.93	30.51	1,667.42	1991 to 2017
			Revisionary Authority	7.12	-	7.12	2005 to 2017
			Appellate Authority (Below Tribunal)	0.92	0.01	0.91	1996 to 2020
			Total	2,129.61	41.08	2,088.53	
2	Customs Act, 1962	Customs Duty	Supreme Court	17.12	4.05	13.07	1998 to 2002
			High Court	0.21	-	0.21	2004 to 2004
			Tribunal	123.42	1.46	121.96	1994 to 2015
			Appellate Authority (Below Tribunal)	7.80	0.11	7.69	1990 to 2012
			Total	148.55	5.62	142.93	
3	Sales Tax/VAT Legislations	Sales Tax/VAT/ Turnover Tax	Supreme Court	2,165.87	843.64	1,322.23	1986 to 2019
			High Court	557.80	125.46	432.34	1989 to 2018
			Tribunal	2,384.29	77.22	2,307.07	1984 to 2016
			Revisionary Authority	145.51	3.64	141.87	1979 to 2011
			Appellate Authority (Below Tribunal)	844.06	88.52	755.54	1992 to 2020
			Total	6,097.53	1,138.48	4,959.05	
4	Income Tax Act, 1961	Income Tax	Supreme Court	-	-	-	
			High Court	0.88	-	0.88	2001 to 2003
			Tribunal	783.52	409.95	373.57	2010 to 2014
			Revisionary Authority	-	-	-	
			Appellate Authority (Below Tribunal)	5,687.38	749.55	4,937.83	2004 to 2020
Total	6,471.78	1,159.50	5,312.28				
5	Finance Act, 1994	Service Tax	Supreme Court	-	-	-	
			High Court	1.73	-	1.73	2003 to 2012
			Tribunal	309.35	0.65	308.70	2006 to 2017
			Revisionary Authority	-	-	-	
			Appellate Authority (Below Tribunal)	3.37	0.07	3.30	2012 to 2017
Total	314.45	0.72	313.73				
6	State Legislations	Entry Tax	Supreme Court	3.08	-	3.08	1991 to 2002
			High Court	5,611.00	54.76	5,556.24	1999 to 2015
			Tribunal	37.68	14.07	23.61	1999 to 2017
			Revisionary Authority	1.44	0.20	1.24	1999 to 2015
			Appellate Authority (Below Tribunal)	1.26	0.89	0.37	1998 to 2005
			Total	5,654.46	69.92	5,584.54	

Appendix - B

Sl. No.	Name of the Statute	Nature of Dues	Forum Where Dispute is pending	Gross Amount (₹ crore)	Amount Paid under Protest (₹ crore)	Amount (net of deposits) (₹ crore)	Period to which the Amount relates (Financial Years)
7	The IGST Act, 2017	GST	Supreme Court	-	-	-	
			High Court	-	-	-	
			Tribunal	0.02	-	0.02	2016 to 2017
			Revisionary Authority	-	-	-	
			Appellate Authority (Below Tribunal)	15.20	0.14	15.06	2016 to 2021
			Total	15.22	0.14	15.08	
8	Other Central/State Legislations	Others Commercial Tax Etc.	Supreme Court	9.26	-	9.26	2004 to 2011
			High Court	53.04	0.57	52.47	2001 to 2022
			Tribunal	-	-	-	
			Revisionary Authority	-	-	-	
			Appellate Authority (Below Tribunal)	32.37	-	32.37	2011 to 2021
			Total	94.67	0.57	94.10	
			Grand Total	20,926.27	2,416.03	18,510.24	

Note: Dues include penalty and interest, wherever applicable.

Annexure B to the Independent Auditors' Report

(Referred to in Paragraph 2 under "Other legal and regulatory requirements "of our report of even date)

Sl. No	Directions	Action Taken	Impact on standalone financial statements
1.	Whether the company has system in the place to process all the accounting transactions through IT system? If yes, the implications of processing of accounting transaction outside IT system on the integrity of the accounts along with the financial implications, if any, may be stated.	The Company has a robust ERP system (SAP) to process all the accounting transactions through IT system.	Nil
2.	Whether there is any restructuring of an existing loan or cases of waiver/write off of debts/loans/ interest etc. made by a lender to the company due to the company's inability to repay the loan? If yes, financial impact may be stated. Whether such cases are properly accounted for? (In case, lender is a government company, then this direction is also applicable for statutory auditor of lender company).	The Company has been regular in discharging its principal and interest obligations on various loans during 2022-23. Therefore, there are no cases of restructuring of any loan or cases of waiver/ write off of debts/loans/interest etc. made by any lender due to the company's inability to repay the loan.	Nil
3.	Whether funds (grants/subsidy etc.) received/ receivable for specific schemes from central/state Government or its agencies were properly accounted for/ utilized as per its term and conditions? List the cases of deviation.	The Company has properly accounted for/ utilized funds (grants/subsidy etc.) received/ receivable for specific schemes from central/state Government or its agencies, as the case may be, as per its term and conditions	Nil

For G. S. MATHUR & CO.

Chartered Accountants
Firm Regn. No. 008744N

Sd/-

(Rajiv Kumar Wadhawan)

Partner

M. No. 091007

UDIN: 23091007BGQDGH7977

For K C MEHTA & CO LLP

Chartered Accountants
Firm Regn. No. 106237W/W100829

Sd/-

(Vishal P. Doshi)

Partner

M. No. 101533

UDIN: 23101533BGSTCM1035

For SINGHI & CO.

Chartered Accountants
Firm Regn. No. 302049E

Sd/-

(Pradeep Kumar Singhi)

Partner

M. No. 050773

UDIN: 23050773BGZEU03173

For S R B & ASSOCIATES

Chartered Accountants
Firm Regn. No. 310009E

Sd/-

(Rajib Sekhar Sahoo)

Partner

M. No. 053960

UDIN: 23053960BGQFKB9793

Place: New Delhi

Date: 16th May 2023

G. S. MATHUR & CO.
Chartered Accountants
A-160, Ground Floor
Defence Colony,
New Delhi - 110024

K C MEHTA & CO LLP
Chartered Accountants
Meghdhanush,
Race Course Circle,
Vadodara - 390007

SINGHI & CO.
Chartered Accountants
161, Sarat Bose Road,
West Bengal,
Kolkata - 700026

S R B & ASSOCIATES
Chartered Accountants
A 3/7, Gillander House
8, N.S. Road,
Kolkata - 700001

Compliance Certificate

We have conducted audit annual account of Indian Oil Corporation limited for the year ended 31st March 2023 in accordance with the direction/sub-directions issued by the C&AG of India under Section 143(5) of the Companies Act 2013 and certify that we have complied with all the Direction/Sub-Direction issued to us.

For G. S. MATHUR & CO.
Chartered Accountants
Firm Regn. No. 008744N

For K C MEHTA & CO LLP
Chartered Accountants
Firm Regn. No. 106237W/W100829

For SINGHI & CO.
Chartered Accountants
Firm Regn. No. 302049E

For S R B & ASSOCIATES
Chartered Accountants
Firm Regn. No. 310009E

Sd/-
(Rajiv Kumar Wadhawan)
Partner
M. No. 091007
UDIN: 23091007BGQDGH7977

Sd/-
(Vishal P. Doshi)
Partner
M. No. 101533
UDIN: 23101533BGSTCM1035

Sd/-
(Pradeep Kumar Singhi)
Partner
M. No. 050773
UDIN: 23050773BGZEU03173

Sd/-
(Rajib Sekhar Sahoo)
Partner
M. No. 053960
UDIN: 23053960BGQFKB9793

Place: New Delhi

Date: 16th May 2023

Annexure C to the Independent Auditors' Report

Annexure referred to in Independent Auditors' report of even date to the members of Indian Oil Corporation Limited on the standalone financial statements for the year ended March 31, 2023

Report on the Internal Financial Controls with reference to financial statements under Clause (i) of Sub-section 3 of Section 143 of the Companies Act, 2013 ("the Act")

We have audited the internal financial controls with reference to standalone financial statements of Indian Oil Corporation Limited ("the Company") as of March 31, 2023, in conjunction with our audit of the standalone financial statements of the Company for the year ended on that date.

Management's Responsibility for Internal Financial Controls

The Company's management is responsible for establishing and maintaining internal financial controls based on the internal control with reference to standalone financial statements criteria established by the Company considering the essential components of internal control stated in the Guidance Note on Audit of Internal Financial Controls over Financial Reporting issued by the Institute of Chartered Accountants of India (ICAI). These responsibilities include the design, implementation and maintenance of adequate internal financial controls that were operating effectively for ensuring the orderly and efficient conduct of its business, including adherence to company's policies, the safeguarding of its assets, the prevention and detection of frauds and errors, the accuracy and completeness of the accounting records, and the timely preparation of reliable financial information, as required under the Act.

Auditors' Responsibility

Our responsibility is to express an opinion on the Company's internal financial controls with reference to standalone financial statements based on our audit. We conducted our audit in accordance with the Guidance Note on Audit of Internal Financial Controls over Financial Reporting (the "Guidance Note") and the Standards on Auditing, issued by ICAI and prescribed under section 143(10) of the Act, to the extent applicable to an audit of internal financial controls, both applicable to an audit of Internal Financial Controls with reference to standalone financial statement and both issued by the Institute of Chartered Accountants of India. Those Standards and the Guidance Note require that we comply with ethical requirements and plan and perform the audit to obtain reasonable assurance about whether adequate internal financial controls with reference to standalone financial statements were established and maintained and if such controls operated effectively in all material respects.

Our audit involves performing procedures to obtain audit evidence about the adequacy of the internal financial controls with reference to standalone financial statements and their operating effectiveness. Our audit of internal financial controls with reference to standalone financial statements included obtaining an understanding of internal financial controls with reference to standalone financial statements, assessing the risk that a material weakness exists, and testing and evaluating the design and operating effectiveness of internal control based on the assessed risk. The procedures selected depend on the auditors' judgement, including the assessment of the risks of material misstatement of the standalone financial statements, whether due to fraud or error.

We believe that the audit evidence we have obtained is sufficient and appropriate to provide a basis for our audit opinion on the Company's internal financial controls with reference to standalone financial statements.

Meaning of Internal Financial Controls with reference to standalone financial statements

A company's internal financial controls with reference to standalone financial statements is a process designed to provide reasonable assurance regarding the reliability of financial reporting and the preparation of standalone financial statements for external purposes in accordance with the generally accepted accounting principles. A company's internal financial controls with reference to standalone financial statements includes those policies and procedures that (1) pertain to the maintenance of records that, in reasonable detail, accurately and fairly reflect the transactions and dispositions of the assets of the company; (2) provide reasonable assurance that transactions are recorded as necessary to permit preparation of standalone financial statements in accordance with generally accepted accounting principles and that receipts and expenditures of the company are being made only in accordance with authorisations of management and directors of the company; and (3) provide reasonable assurance regarding prevention or timely detection of unauthorised acquisition, use, or disposition of the company's assets that could have a material effect on the standalone financial statements.

Inherent Limitations of Internal Financial Controls with reference to standalone financial statements

Because of the inherent limitations of internal financial controls with reference to standalone financial statements, including the possibility of collusion or improper management override of controls, material misstatements due to error or fraud may occur and not be detected. Also, projections of any evaluation of the internal financial controls with reference to standalone financial statements to future periods are subject to the risk that the internal financial control with reference to standalone financial statements may become inadequate because of changes in conditions, or that the degree of compliance with the policies or procedures may deteriorate.

Opinion

In our opinion, the Company has, in all material respects, adequate internal financial controls with reference to standalone financial statements in place and such internal financial controls with reference to standalone financial statements were operating effectively as at March 31, 2023 based on the internal financial control with reference to standalone financial statements established by the Company considering the essential components of internal control stated in the Guidance Note on Audit of Internal Financial Controls over Financial Reporting issued by the ICAI.

Other Matter

Our aforesaid report under section 143(3)(i) of the Act on the adequacy and operating effectiveness of the internal financial controls with reference to standalone financial statements in so far as it relates to one Branch audited by the Branch Auditors, is based on the corresponding report of the Branch Auditors.

For G. S. MATHUR & CO.

Chartered Accountants
Firm Regn. No. 008744N

Sd/-
(Rajiv Kumar Wadhawan)
Partner
M. No. 091007
UDIN: 23091007BGQDGH7977

For K C MEHTA & CO LLP

Chartered Accountants
Firm Regn. No. 106237W/W100829

Sd/-
(Vishal P. Doshi)
Partner
M. No. 101533
UDIN: 23101533BGSTCM1035

For SINGHI & CO.

Chartered Accountants
Firm Regn. No. 302049E

Sd/-
(Pradeep Kumar Singhi)
Partner
M. No. 050773
UDIN: 23050773BGZEU03173

For S R B & ASSOCIATES

Chartered Accountants
Firm Regn. No. 310009E

Sd/-
(Rajib Sekhar Sahoo)
Partner
M. No. 053960
UDIN: 23053960BGQFKB9793

Place: New Delhi

Date: 16th May 2023

STANDALONE FINANCIAL STATEMENTS

BALANCE SHEET AS AT MARCH 31, 2023

(₹ in crore)			
Particulars	Note No.	March 31, 2023	March 31, 2022
ASSETS			
Non-current Assets			
a) Property, Plant and Equipment	2	1,62,646.70	1,44,313.53
b) Capital Work-in-Progress	2.1	47,201.13	42,764.60
c) Intangible Assets	3	2,838.72	2,575.31
d) Intangible Assets Under Development	3.1	1,789.56	1,681.47
e) Financial Assets			
i) Investments	4		
Equity investment in Subsidiaries, Joint Ventures and Associates		23,413.35	21,868.16
Other Investments		23,944.22	28,153.66
ii) Loans	5	2,189.83	2,263.92
iii) Other Financial Assets	6	251.98	989.47
f) Income Tax Assets (Net)	7	1,846.96	2,748.06
g) Other Non-Current Assets	8	4,044.98	3,659.10
		2,70,167.43	2,51,017.28
Current Assets			
a) Inventories	9	1,13,853.41	1,03,206.94
b) Financial Assets			
i) Investments	4	10,161.70	7,764.82
ii) Trade Receivables	10	15,539.90	18,136.57
iii) Cash and Cash Equivalents	11	363.32	709.91
iv) Bank Balances other than above	12	409.69	173.07
v) Loans	5	366.87	439.95
vi) Other Financial Assets	6	4,794.32	3,375.93
c) Current Tax Assets (Net)	7	10.61	-
d) Other Current Assets	8	4,173.30	3,344.84
		1,49,673.12	1,37,152.03
Assets Held for Sale	13	115.54	169.79
		1,49,788.66	1,37,321.82
Total Assets		4,19,956.09	3,88,339.10
EQUITY AND LIABILITIES			
Equity			
a) Equity Share Capital	14	13,771.56	9,181.04
b) Other Equity	15	1,20,985.98	1,22,105.32
		1,34,757.54	1,31,286.36
Liabilities			
Non-Current Liabilities			
a) Financial Liabilities			
i) Borrowings	16	58,157.63	50,579.83
ii) Lease Liabilities		6,667.44	6,557.16
iii) Other Financial Liabilities	17	194.80	205.11
b) Provisions	18	910.43	906.57
c) Deferred Tax Liabilities (Net)	19	14,613.00	13,627.36
d) Other Non-Current Liabilities	20	3,694.66	3,169.00
		84,237.96	75,045.03

STANDALONE FINANCIAL STATEMENTS

BALANCE SHEET AS AT MARCH 31, 2023

(₹ in crore)

Particulars	Note No.	March 31, 2023	March 31, 2022
Current Liabilities			
a) Financial Liabilities			
i) Borrowings	21	74,337.82	60,218.67
ii) Lease Liabilities		2,387.15	2,107.16
iii) Trade Payables	22		
A. Total outstanding dues of Micro and Small Enterprises		1,019.67	799.84
B. Total outstanding dues of creditors other than Micro and Small Enterprises		47,656.73	41,685.44
iv) Other Financial Liabilities	17	49,244.46	48,757.17
b) Other Current Liabilities	20	16,684.89	18,432.53
c) Provisions	18	9,629.87	9,395.51
d) Current Tax Liabilities (Net)	7	-	611.39
		2,00,960.59	1,82,007.71
Total Equity and Liabilities		4,19,956.09	3,88,339.10
Significant Accounting Policies, Estimates & Judgements	1A & 1B		
Accompanying Notes to Financial Statements	2 - 49		

For and on Behalf of Board of Directors

Sd/-
(S. M. Vaidya)
Chairman
DIN- 06995642

Sd/-
(V Satish Kumar)
Director (Marketing)
DIN- 09322002

Sd/-
(Sanjay Kaushal)
Chief Financial Officer

Sd/-
(Kamal Kumar Gwalani)
Company Secretary
ACS-13737

As per our attached Report of even date

For G.S.MATHUR & CO.
Chartered Accountants
(Firm Regn. No. 008744N)

For K C MEHTA & CO LLP
Chartered Accountants
(Firm Regn. No.
106237W / W100829)

For SINGHI & CO.
Chartered Accountants
(Firm Regn. No. 302049E)

For S R B & ASSOCIATES
Chartered Accountants
(Firm Regn. No. 310009E)

Sd/-
(Rajiv Kumar Wadhawan)
Partner
M.No. 091007

Sd/-
(Vishal P Doshi)
Partner
M.No. 101533

Sd/-
(Pradeep Kumar Singhi)
Partner
M. No. 050773

Sd/-
(Rajib Sekhar Sahoo)
Partner
M. No. 053960

Place: New Delhi

Dated: 16th May 2023

STANDALONE FINANCIAL STATEMENTS

STATEMENT OF PROFIT AND LOSS FOR THE YEAR ENDED MARCH 31, 2023

(₹ in crore)			
Particulars	Note No.	2022-2023	2021-2022
I. Revenue From Operations	23	9,34,952.66	7,28,445.40
II. Other Income	24	6,235.22	4,338.80
III. Total Income (I+II)		9,41,187.88	7,32,784.20
IV. Expenses:			
Cost of Materials Consumed	25	4,40,693.11	2,94,501.48
Excise Duty		95,480.46	130,296.19
Purchases of Stock-in-Trade		3,24,379.06	2,21,078.10
Changes in Inventories of Finished Goods, Stock in trade and Work in process	26	(7,064.61)	(12,197.02)
Employee Benefits Expense	27	8,769.85	10,991.70
Finance Costs	28	6,930.27	4,829.10
Depreciation, Amortisation and Impairment on:			
a) Property, Plant and Equipment		11,692.25	10,831.54
b) Intangible Assets		167.19	174.37
		11,859.44	11,005.91
Impairment Loss (including reversal of impairment loss) on Financial Assets		303.33	(136.38)
Net Loss on de-recognition of Financial Assets at Amortised Cost		307.84	172.75
Other Expenses	29	49,830.99	40,509.30
Total Expenses (IV)		9,31,489.74	7,01,051.13
V. Profit / (Loss) before Tax (III-IV)		9,698.14	31,733.07
VI. Tax Expense :			
Current Tax		442.81	6,913.00
[includes ₹13.75 crore (2022: ₹41.07 crore) relating to prior years]			
Deferred Tax		1,013.51	635.97
[includes NIL (2022: NIL) relating to prior years]			
VII. Profit / (Loss) for the Year (V-VI)		8,241.82	24,184.10
VIII. Other Comprehensive Income:	30		
A (i) Items that will not be reclassified to profit or loss		(1,199.71)	6,228.96
A (ii) Income Tax relating to items that will not be reclassified to profit or loss		(19.21)	128.56
B (i) Items that will be reclassified to profit or loss		(315.32)	(130.60)
B (ii) Income Tax relating to items that will be reclassified to profit or loss		70.51	32.91
IX. Total Comprehensive Income for the Year (VII+VIII) (Comprising Profit/ (Loss) and Other Comprehensive Income for the Year)		6,778.09	30,443.93

STANDALONE FINANCIAL STATEMENTS

STATEMENT OF PROFIT AND LOSS FOR THE YEAR ENDED MARCH 31, 2023

(₹ in crore)

Particulars	Note No.	2022-2023	2021-2022
X. Earnings per Equity Share (₹):	32		
(1) Basic		5.98	17.56
(2) Diluted		5.98	17.56
Face Value Per Equity Share (₹)		10	10
Significant Accounting Policies, Estimates & Judgements	1A & 1B		
Accompanying Notes to Financial Statements	2 - 49		

For and on Behalf of Board of Directors

Sd/-
(S. M. Vaidya)
Chairman
DIN- 06995642

Sd/-
(V Satish Kumar)
Director (Marketing)
DIN- 09322002

Sd/-
(Sanjay Kaushal)
Chief Financial Officer

Sd/-
(Kamal Kumar Gwalani)
Company Secretary
ACS-13737

As per our attached Report of even date

For G.S.MATHUR & CO.

Chartered Accountants
(Firm Regn. No. 008744N)

For K C MEHTA & CO. LLP

Chartered Accountants
(Firm Regn. No.
106237W / W100829)

For SINGHI & CO.

Chartered Accountants
(Firm Regn. No. 302049E)

For S R B & ASSOCIATES

Chartered Accountants
(Firm Regn. No. 310009E)

Sd/-
(Rajiv Kumar Wadhawan)
Partner
M.No. 091007

Sd/-
(Vishal P Doshi)
Partner
M.No. 101533

Sd/-
(Pradeep Kumar Singhi)
Partner
M. No. 050773

Sd/-
(Rajib Sekhar Sahoo)
Partner
M. No. 053960

Place: New Delhi

Dated: 16th May 2023

STANDALONE FINANCIAL STATEMENTS

STATEMENT OF CASH FLOWS FOR THE YEAR ENDED MARCH 31, 2023

	(₹ in crore)	
Particulars	2022-2023	2021-2022
A Cash Flow from Operating Activities		
1 Profit / (Loss) before Tax	9,698.14	31,733.07
2 Adjustments for :		
Depreciation, Amortisation and Impairment on Property, Plant & Equipment and Intangible Assets	11,859.44	11,005.91
Loss/(Profit) on Assets sold or written off (Net)	56.47	(23.15)
Loss/(Profit) on sale/ write-off of Investments (Net)	-	4.73
Amortisation of Capital Grants	(27.03)	(25.96)
Provision for Probable Contingencies (Net)	(50.80)	(92.14)
Fair Value Loss/(Gain) on financial instruments classified as fair value through profit and loss	340.59	205.71
Unclaimed / Unspent liabilities written back	(82.34)	(127.56)
Derecognition of Financial Assets and Advances & Claims written off	319.03	184.21
Provision for Doubtful Advances, Claims and Stores (Net)	46.47	(170.07)
Impairment Loss on Financial Assets (Net)	303.33	(136.38)
Loss/(Gain) on Derivatives	357.76	(68.00)
Remeasurement of Defined Benefit Plans through OCI	(93.11)	(769.98)
Exchange Loss/ (Gain) on Borrowings and Lease Liabilities	4,896.59	705.86
Interest Income	(2,435.56)	(1,868.67)
Dividend Income	(3,730.71)	(2,318.68)
Finance costs	6,930.27	4,829.10
Amortisation and Remeasurement (Net) of PMUY Assets	69.04	587.97
	18,759.44	11,922.90
3 Operating Profit before Working Capital Changes (1+2)	28,457.58	43,655.97
4 Change in Working Capital (excluding Cash & Cash Equivalents):		
Trade Receivables & Other Assets	(18.26)	(3,691.14)
Inventories	(10,665.96)	(25,044.09)
Trade Payables & Other Liabilities	3,359.97	15,101.07
Change in Working Capital	(7,324.25)	(13,634.16)
5 Cash Generated From Operations (3+4)	21,133.33	30,021.81
6 Less : Taxes paid	147.98	7,230.54
7 Net Cash Flow from Operating Activities (5-6)	20,985.35	22,791.27
B Cash Flow from Investing Activities:		
Proceeds from Sale of Property, Plant & Equipment	804.15	467.90
Purchase of Property, Plant & Equipment and Intangible Assets	(4,137.40)	(4,322.94)
Expenditure on Construction Work in Progress	(27,113.06)	(17,814.07)
Proceeds from Sale of Investments	12.91	78.00
Investment in subsidiaries	-	(1,877.70)
Purchase of Other Investments	(821.81)	(1,882.12)
Receipt of government grants (Capital Grant)	258.19	113.20
Interest Income received	1,980.68	2,119.06
Dividend Income on Investments	3,730.71	2,318.68
Net Cash Generated/ (Used) in Investing Activities:	(25,285.63)	(20,799.99)
C Net Cash Flow from Financing Activities:		
Proceeds from Long-Term Borrowings	16,601.51	9,297.95
Repayments of Long-Term Borrowings	(10,086.67)	(587.00)
Repayments of Lease Liabilities	(2,244.29)	(1,487.06)
Proceeds from/(Repayments of) Short-Term Borrowings	9,310.42	6,278.81
Interest paid	(6,315.79)	(4,201.79)
Dividend paid	(3,309.42)	(10,896.02)
Expenses towards Issue of Bonus Shares	(2.07)	-
Net Cash Generated/(Used) from Financing Activities:	3,953.69	(1,595.11)

STANDALONE FINANCIAL STATEMENTS

STATEMENT OF CASH FLOWS FOR THE YEAR ENDED MARCH 31, 2023

(₹ in crore)

Particulars	2022-2023	2021-2022
D Net Change in Cash & Cash Equivalents (A+B+C)	(346.59)	396.17
E1 Cash & Cash Equivalents as at end of the year	363.32	709.91
In Current Account	354.15	693.09
In Fixed Deposit - Maturity within 3 months	0.47	0.80
Bank Balances with Non-Scheduled Banks	2.74	4.07
Cheques, Drafts in hand	5.41	11.46
Cash in Hand, Including Imprest	0.55	0.49
E2 Less: Cash & Cash Equivalents as at the beginning of year	709.91	313.74
In Current Account	693.09	299.03
In Fixed Deposit - Maturity within 3 months	0.80	0.77
Bank Balances with Non-Scheduled Banks	4.07	1.93
Cheques, Drafts in hand	11.46	11.54
Cash in Hand, Including Imprest	0.49	0.47
Net Change in Cash & Cash Equivalents (E1 - E2)	(346.59)	396.17

Notes:

- Statement of Cash Flows is prepared using Indirect Method as per Indian Accounting Standard-7: Statement of Cash Flows.
- Significant non-cash movements in investing and financing activities during the year include:
 - Acquisition of assets by way of lease (net of upfront premium) amounting to ₹2,747.27 crore (2022: ₹2,264.88 crore).
 - Issue of bonus shares amounting to ₹4,707.08 crore (2022: Nil).
 - Unrealised exchange loss/(gain) on borrowings and lease liabilities amounting to ₹4,045.13 crore (2022: ₹1,635.02 crore).

For and on Behalf of Board of Directors

Sd/-
(S. M. Vaidya)
Chairman
DIN- 06995642

Sd/-
(V Satish Kumar)
Director (Marketing)
DIN- 09322002

Sd/-
(Sanjay Kaushal)
Chief Financial Officer

Sd/-
(Kamal Kumar Gwalani)
Company Secretary
ACS-13737

As per our attached Report of even date

For G.S.MATHUR & CO.
Chartered Accountants
(Firm Regn. No. 008744N)

For K C MEHTA & CO LLP
Chartered Accountants
(Firm Regn. No.
106237W / W100829)

For SINGHI & CO.
Chartered Accountants
(Firm Regn. No. 302049E)

For S R B & ASSOCIATES
Chartered Accountants
(Firm Regn. No. 310009E)

Sd/-
(Rajiv Kumar Wadhawan)
Partner
M.No. 091007

Sd/-
(Vishal P Doshi)
Partner
M.No. 101533

Sd/-
(Pradeep Kumar Singhi)
Partner
M. No. 050773

Sd/-
(Rajib Sekhar Sahoo)
Partner
M. No. 053960

Place: New Delhi

Dated: 16th May 2023

STANDALONE FINANCIAL STATEMENTS

STATEMENT OF CHANGES IN EQUITY FOR THE YEAR ENDED MARCH 31, 2023

A. Equity Share Capital

Particulars	₹ in crore)	
	2022-2023	2021-2022
Balance at the beginning of the year	9,181.04	9,181.04
Changes during the year - Issue of Bonus Shares	4,590.52	-
Balance at the end of the year	13,771.56	9,181.04

B. Other Equity

Particulars	Reserves and Surplus		
	Retained Earnings	Bond Redemption Reserve	Capital Redemption Reserve
Opening Balance as at April 1, 2021	87,160.21	3,152.64	297.65
Profit/(Loss) for the Year	24,184.10	-	-
Other Comprehensive Income	(576.19)*	-	-
Total Comprehensive Income	23,607.91	-	-
Transfer from Bond Redemption Reserve	1,370.85	(1,370.85)	-
Appropriation towards Interim Dividend	(8,263.41)	-	-
Appropriation towards Final Dividend	(1,377.39)	-	-
Appropriation towards Insurance Reserve (Net)	(19.28)	-	-
Transferred to Statement of Profit and Loss (recycling)	-	-	-
Closing Balance as at March 31, 2022	1,02,478.89	1,781.79	297.65
Profit/(Loss) for the Year	8,241.82	-	-
Other Comprehensive Income	(69.68)*	-	-
Total Comprehensive Income	8,172.14	-	-
Transfer from Bond Redemption Reserve	768.59	(768.59)	-
Utilized for Issue of Bonus shares [including expenses (net of tax)]	(4,294.42)	-	(297.65)
Appropriation towards Final Dividend	(3,305.36)	-	-
Appropriation towards Insurance Reserve (Net)	(20.00)	-	-
Transfer from Fair Value of Equity Instruments	9.88	-	-
Closing Balance as at March 31, 2023	1,03,809.72	1,013.20	-

* Remeasurement of Defined Benefit Plans

For and on Behalf of Board of Directors

Sd/-
(S. M. Vaidya)
Chairman
DIN- 06995642

Sd/-
(V Satish Kumar)
Director (Marketing)
DIN- 09322002

As per our attached Report of even date

For G.S.MATHUR & CO.
Chartered Accountants
(Firm Regn. No. 008744N)

For K C MEHTA & CO. LLP
Chartered Accountants
(Firm Regn. No. 106237W / W100829)

Sd/-
(Rajiv Kumar Wadhawan)
Partner
M.No. 091007

Sd/-
(Vishal P Doshi)
Partner
M.No. 101533

Place: New Delhi

Dated: 16th May 2023

Standalone Statement of Changes in Equity

(₹ in crore)

Reserves and Surplus		Items of Other Comprehensive Income			Total
Capital Reserve	Insurance Reserve	Fair value of Equity Instruments	Fair value of Debt Instruments	Cash Flow Hedge Reserve	
183.08	272.14	9,766.18	470.30	16.80	1,01,319.00
-	-	-	-	-	24,184.10
-	-	6,933.71	(125.02)	27.33	6,259.83
-	-	6,933.71	(125.02)	27.33	30,443.93
-	-	-	-	-	-
-	-	-	-	-	(8,263.41)
-	-	-	-	-	(1,377.39)
-	19.28	-	-	-	-
-	-	-	-	(16.81)	(16.81)
183.08	291.42	16,699.89	345.28	27.32	1,22,105.32
-	-	-	-	-	8,241.82
-	-	(1,149.24)	(356.16)	111.35	(1,463.73)
-	-	(1,149.24)	(356.16)	111.35	6,778.09
-	-	-	-	-	-
-	-	-	-	-	(4,592.07)
-	-	-	-	-	(3,305.36)
-	20.00	-	-	-	-
-	-	(9.88)	-	-	-
183.08	311.42	15,540.77	(10.88)	138.67	1,20,985.98

For and on Behalf of Board of Directors

Sd/-
(Sanjay Kaushal)
Chief Financial Officer

Sd/-
(Kamal Kumar Gwalani)
Company Secretary
ACS-13737

As per our attached Report of even date

For SINGHI & CO.
Chartered Accountants
(Firm Regn. No. 302049E)

Sd/-
(Pradeep Kumar Singhi)
Partner
M. No. 050773

For S R B & ASSOCIATES
Chartered Accountants
(Firm Regn. No. 310009E)

Sd/-
(Rajib Sekhar Sahoo)
Partner
M. No. 053960

STANDALONE FINANCIAL STATEMENTS

NOTES TO STANDALONE FINANCIAL STATEMENTS

NOTE-1A: SIGNIFICANT ACCOUNTING POLICIES

I. CORPORATE INFORMATION

The financial statements of "Indian Oil Corporation Limited" ("the Company" or "IOCL") are for the year ended March 31, 2023.

The Company is a public limited company incorporated and domiciled in India. Its shares are listed on Bombay Stock Exchange and National Stock Exchange in India. The registered office of the Company is located at Indian Oil Bhavan, G-9, Ali Yavar Jung Marg, Bandra (East), Mumbai.

Indian Oil is India's flagship Maharatna national oil company with business interests straddling the entire hydrocarbon value chain - from refining, pipeline transportation & marketing, to exploration & production of crude oil & gas, petrochemicals, gas marketing, alternative energy sources and globalisation of downstream operations.

The financial statements have been approved for issue in accordance with a resolution of the Board of Directors passed in its meeting held on May 16, 2023.

II. SIGNIFICANT ACCOUNTING POLICIES

1. Basis of Preparation and Statement of Compliance

1.1 The financial statements have been prepared in accordance with the applicable Indian Accounting Standards (Ind AS) prescribed under Section 133 of the Companies Act, 2013 ("the Act") read with the Companies (Indian Accounting Standards) Rules and other relevant provisions of the Act and Rules thereunder, as amended from time to time.

1.2 The financial statements have been prepared on a historical cost basis, except for the following assets and liabilities which have been measured at fair value:

- Derivative financial instruments,
- Certain financial assets and liabilities measured at fair value (refer serial no. 17 of accounting policies regarding financial instruments) and
- Plan assets related to employee benefits (refer serial no. 12 of accounting policies regarding employee benefits)

1.3 The financial statements are presented in Indian Rupees (₹) which is Company's presentation and functional currency and all values are rounded to the nearest crore (up to two decimals) except when otherwise indicated.

2. Property, Plant and Equipment and Intangible Assets

2.1 Property, Plant and Equipment (PPE)

2.1.1 Property, Plant & Equipment (PPE) comprises of tangible assets and capital work in progress. PPE are stated in the Balance Sheet at cost, less any accumulated depreciation and accumulated impairment losses (if any), except freehold

land which are carried at historical cost. The cost of an item of PPE comprises its purchase price/construction cost including applicable taxes (net of credits) after deducting any discounts and rebates, any directly attributable costs of bringing the assets to its working condition and location for its intended use and present value of any estimated cost of dismantling and removing the item and restoring the site on which it is located. These costs are capitalized until the asset is ready for use and includes borrowing cost capitalized in accordance with the Company's accounting policy.

2.1.2 The cost of an item of PPE is recognized as an asset if, and only if:

- (a) it is probable that future economic benefits associated with the item will flow to the entity; and
- (b) the cost of the item can be measured reliably.

In accordance with the above criteria, subsequent costs are included in the asset's carrying amount or recognized as a separate asset, as appropriate.

2.1.3 Technical know-how/license fee relating to plants/facilities and specific software that are integral part of the related hardware are capitalized as part of cost of the underlying asset.

2.1.4 Spare Parts are capitalized when they meet the definition of PPE, i.e., when the Company intends to use these for a period exceeding 12 months.

2.1.5 The acquisition of some items of PPE although not directly increasing the future economic benefits of any particular existing item of PPE, may be necessary for the Company to obtain the future economic benefits from its other assets. Such items of PPE are recognized as assets.

2.1.6 Environment responsibility related obligations directly attributable to projects is recognized as project cost on the basis of progress of project or on actual incurrence, whichever is higher.

2.1.7 On transition to Ind AS, the Company has elected to continue with the carrying value of all of its PPE recognized as at April 1, 2015 measured as per the previous GAAP and use that carrying value as the deemed cost of the PPE.

2.2 Capital Work in Progress (CWIP)

A. Construction Period Expenses

2.2.1. Revenue expenses exclusively attributable to projects incurred during construction period are capitalized. However, such expenses in respect of capital facilities being executed along with the production/operations simultaneously and where the expenses are not attributable exclusively are charged to revenue.

NOTES TO STANDALONE FINANCIAL STATEMENTS

NOTE-1A: SIGNIFICANT ACCOUNTING POLICIES (Contd..)

2.2.2 Borrowing cost incurred during construction period on loans specifically borrowed and utilized for projects is capitalized on quarterly basis up to the date of capitalization.

2.2.3 Borrowing cost, if any, incurred on General Borrowings used for projects is capitalized at the weighted average cost. The amount of such borrowings is determined on quarterly basis after setting off the amount of internal accruals.

B. Capital Stores

2.2.4 Capital Stores are valued at weighted average cost. Specific provision is made for likely diminution in value, wherever required.

2.3 Intangible Assets & Amortisation

2.3.1 Technical know-how/license fee relating to production process and process design are recognized as Intangible Assets and amortised on a straight-line basis over the life of the underlying plant/facility.

2.3.2 Expenditure incurred in research phase is charged to revenue and that in development phase, unless it is of capital nature, is also charged to revenue.

2.3.3 Cost incurred on computer software/licenses purchased/developed resulting in future economic benefits, other than specific software that are integral part of the related hardware, are capitalized as Intangible Asset and amortised over a period of three years beginning from the month in which such software/licenses are capitalized. However, where such computer software/license is under development or is not yet ready for use, accumulated cost incurred on such items are accounted as "Intangible Assets Under Development".

2.3.4 Right of ways with indefinite useful lives are not amortised but tested for impairment annually at the cash-generating unit level. The assessment of indefinite life is reviewed annually to determine whether the indefinite life continues to be supportable. If not, the change in useful life from indefinite to finite is made on a prospective basis.

2.3.5 Intangible Assets acquired separately are measured on initial recognition at cost. The cost of Intangible Assets acquired in a business combination is based on its fair value at the date of acquisition. Following initial recognition, Intangible Assets are carried at cost less any accumulated amortisation and accumulated impairment losses. In case of internally generated intangibles, development cost is recognized as an asset when all the recognition criteria are met. However, all other internally generated intangibles including research cost are not capitalized and the related expenditure is recognized in the statement of profit and loss in the period in which the expenditure is incurred.

2.3.6 The useful lives of Intangible Assets are assessed as either finite or indefinite. Intangible Assets with finite

lives are amortised over the useful life on straight line basis and assessed for impairment whenever there is an indication that the Intangible Asset may be impaired. The amortisation period and the amortisation method for an Intangible Asset with a finite useful life are reviewed at the end of each reporting period. Changes in the expected useful life or the expected pattern of consumption of future economic benefits embodied in the asset are considered to modify the amortisation period or method, as appropriate, and are treated as changes in accounting estimates. The amortisation expense on intangible assets with finite lives is recognized in the Statement of Profit and Loss unless such expenditure forms part of carrying value of another asset.

2.3.7 On transition to Ind AS, the Company has elected to continue with the carrying value of all of its Intangible Assets recognized as at April 1, 2015 measured as per the previous GAAP and use that carrying value as the deemed cost of the Intangible Assets.

2.3.8 Amortisation is charged pro-rata on monthly basis on assets, from/upto the month of capitalization/sale, disposal/ or classified to Asset held for disposal.

2.4 Depreciation

2.4.1 Cost of PPE (net of residual value) excluding freehold land is depreciated on straight-line method as per the useful life prescribed in Schedule II to the Act except in case of the following assets:

- a. Useful life based on technical assessment
 - 15 years for Plant and Equipment relating to Retail Outlets (other than storage tanks and related equipment), LPG cylinders and pressure regulators
 - 25 years for solar power plant
 - Certain assets of R&D Centre (15-25 years)
 - Certain assets of CGD business, (Compressor/Booster Compressor and Dispenser - 10 years, Cascade - 20 years)
 - Moulds used for the manufacturing of the packaging material for Lubricants-5 years
 - In other cases, like Spare Parts etc. (2-30 years)
- b. In case of specific agreements e.g., enabling assets etc., useful life as per agreement or Schedule II to the Act, whichever is lower.
- c. In case of immovable assets constructed on leasehold land, useful life as per Schedule-II to the Act or lease period of land (including renewable/likely renewable period), whichever is lower and.
- d. In case where useful life is mandated as per the other relevant statute or any of the regulation.

NOTES TO STANDALONE FINANCIAL STATEMENTS

NOTE-1A: SIGNIFICANT ACCOUNTING POLICIES (Contd..)

Depreciation is charged pro-rata on monthly basis on assets, from/up to the month of capitalization/sale, disposal/or classified to Asset held for disposal.

Residual value is determined considering past experience and generally the same is between 0% to 5% of cost of assets except:

- a. In case of Steel LPG cylinder and pressure regulator, residual value is considered maximum at 25% and in case of fibre composite LPG cylinder, residual value is considered at 10% based on estimated realisable value
- b. In case of catalyst with noble metal content, residual value is considered based on the cost of metal content and
- c. In few cases residual value is considered based on transfer value agreed in respective agreement.

The Company depreciates components of the main asset that are significant in value and have different useful lives as compared to the main asset separately. The Company depreciates spares over the life of the spare from the date it is available for use.

2.4.2 PPE, other than LPG Cylinders and Pressure Regulators, costing upto ₹ 5,000/- per item are depreciated fully in the year of capitalization. Further, spares, components like catalyst excluding noble metal content and major overhaul/ inspection are also depreciated fully over their respective useful life.

2.4.3 The residual values, useful lives and methods of depreciation of PPE are reviewed at each financial year end and adjusted prospectively, if appropriate.

2.5 Derecognition

2.5.1 PPE and Intangible Assets are derecognized upon disposal or when no future economic benefits are expected to arise from the continued use of the asset or disposal. Any gain or loss arising on the disposal or retirement of an item of PPE or Intangible Asset is determined as the difference between the sale proceeds and the carrying amount of the asset and is recognized in the Statement of Profit and Loss.

3. Leases

The Company assesses at contract inception whether a contract is, or contains, a lease. That is, if the contract conveys the right to control the use of an identified asset for a period of time in exchange for consideration.

3.1 Leases as Lessee (Assets taken on lease)

The Company applies a single recognition and measurement approach for all leases, except for short-term leases and leases of low-value assets. The Company recognizes lease liabilities to make lease payments and right-of-use assets representing the right to use the underlying assets.

3.1.1 Lease Liabilities

At the commencement date of the lease, the Company recognizes lease liabilities measured at the present value of lease payments to be made over the lease term. The lease payments include fixed payments (including in substance fixed payments) less any lease incentives receivable, variable lease payments that depend on an index or a rate, and amounts expected to be paid under residual value guarantees. The lease payments also include the exercise price of a purchase option reasonably certain to be exercised by the Company and payments of penalties for terminating a lease, if the lease term reflects the Company exercising the option to terminate. The variable lease payments that do not depend on an index or a rate are recognized as expense in the period on which the event or condition that triggers the payment occurs.

In calculating the present value of lease payments, the Company uses the incremental borrowing rate at the lease commencement date if the interest rate implicit in the lease is not readily determinable. After the commencement date, the amount of lease liabilities is increased to reflect the accretion of interest and reduced for the lease payments made.

The Company accounts for each lease component within the contract as a lease separately from non-lease components of the contract and allocates the consideration in the contract to each lease component on the basis of the relative stand-alone price of the lease component and the aggregate stand-alone price of the non-lease components, except for leases where the company has elected to use practical expedient not to separate non-lease payments from the calculation of the lease liability and ROU asset where the entire consideration is treated as lease component.

3.1.2 Right-of-use Assets

The Company recognizes right-of-use (ROU) assets at the commencement date of the lease (i.e., the date the underlying asset is available for use). Right-of-use assets are measured at cost, less any accumulated depreciation and impairment losses, and adjusted for any remeasurement of lease liabilities. The cost of right-of-use assets includes the amount of lease liabilities recognized, initial direct costs incurred, and lease payments made at or before the commencement date less any lease incentives received. Unless the Company is reasonably certain to obtain ownership of the leased asset at the end of the lease term, the recognized right-of-use assets are depreciated on a straight-line basis over the shorter of its estimated useful life and the lease term. Right-of-use assets are subject to impairment. If ownership of the leased asset transfers to the Company at the end of the lease term or the cost reflects the exercise of a purchase option, depreciation is calculated using the estimated useful life of the asset as per 2.4 above. Perpetual Right of use (ROU) assets related to land are not depreciated but tested for Impairment loss, if any.

NOTES TO STANDALONE FINANCIAL STATEMENTS

NOTE-1A: SIGNIFICANT ACCOUNTING POLICIES (Contd..)

3.1.3 Modifications to a lease agreement beyond the original terms and conditions are generally accounted for as a re-measurement of the lease liability with a corresponding adjustment to the ROU asset. Any gain or loss on modification is recognized in the Statement of Profit and Loss. However, the modifications that increase the scope of the lease by adding the right to use one or more underlying assets at a price commensurate with the stand-alone selling price are accounted for as a separate new lease. In case of lease modifications, discounting rates used for measurement of lease liability and ROU assets is also suitably adjusted.

3.1.4 Short-term leases and leases of low-value assets

The Company applies the short-term lease recognition exemption to its short-term leases of Property, Plant and Equipment (i.e., those leases that have a lease term of 12 months or less from the commencement date and do not contain a purchase option). It also applies the lease of low-value assets recognition exemption to leases that are considered of low value and is not intended for sublease. Lease payments on short-term leases and leases of low-value assets are recognized as expense on a straight-line basis over the lease term or another systematic basis if that basis is more representative of the pattern of the lessee's benefit.

3.2 Leases as Lessor (assets given on lease)

3.2.1 When the company acts as lessor, it determines at the commencement of the lease whether it is a finance lease or an operating lease.

3.2.2 Rental income from operating lease is recognized on a straight-line basis over the term of the relevant lease except where another systematic basis is more representative of the time pattern of the benefit derived from the asset given on lease.

3.2.3 All assets given on finance lease are shown as receivables at an amount equal to net investment in the lease. Principal component of the lease receipts is adjusted against outstanding receivables and interest income is accounted by applying the interest rate implicit in the lease to the net investment. If an arrangement contains lease and non-lease components, the Company applies principles enunciated in Ind AS 115 "Revenue from Contracts with Customers", to allocate the consideration in the contract.

3.2.4 When the Company is an intermediate lessor it accounts for its interests in the head lease and the sub-lease separately. It assesses the lease classification of a sub-lease with reference to the ROU asset arising from the head lease, not with reference to the underlying asset. If a head lease is a short-term lease to which the Company applies the short-term lease exemption described above, then it classifies the sub-lease as an operating lease.

4. Impairment of Non-Financial Assets (Also Refer Para 14 for Impairment of E&P Assets)

The Company assesses, at each reporting date, whether there is an indication that an asset may be impaired. If any indication exists, or when annual impairment testing for an asset is required, the Company estimates the asset's recoverable amount. An asset's recoverable amount is the higher of an asset's or cash-generating unit's (CGU) fair value less cost of disposal and its value in use. Recoverable amount is determined for an individual asset, unless the asset does not generate cash inflows that are largely independent of those from other assets or groups of assets.

Impairment loss is recognized when the carrying amount of an asset exceeds recoverable amount.

In assessing value in use, the estimated future cash flows are discounted to their present value using a pre-tax discount rate that reflects current market assessments of the time value of money and the risks specific to the asset. In determining fair value less cost of disposal, recent market transactions are taken into account. If no such transactions can be identified, an appropriate valuation model is used. These calculations are corroborated by valuation multiples, quoted share prices for publicly traded companies or other available fair value indicators.

The Company bases its impairment calculation on detailed budgets and forecast calculations, which are prepared separately for each of the Company's CGUs to which the individual assets are allocated. These budgets and forecast calculations generally cover a period of 15 years. For longer periods, a long-term growth rate is calculated and applied to project future cash flows after the fifteenth year. To estimate cash flow projections beyond periods covered by the most recent budgets/forecasts, the Company extrapolates cash flow projections in the budget using a steady or declining growth rate for subsequent years, unless an increasing rate can be justified.

For assets excluding goodwill, an assessment is made at each reporting date to determine whether there is an indication that previously recognized impairment losses no longer exist or have decreased. If such indication exists, the Company estimates the asset's or CGU's recoverable amount. A previously recognized impairment loss is reversed only if there has been a change in the assumptions used to determine the asset's recoverable amount since the last impairment loss was recognized. The reversal is limited so that the carrying amount of the asset does not exceed its recoverable amount, nor exceed the carrying amount that would have been determined, net of depreciation, had no impairment loss been recognized for the asset in prior years.

5. Borrowing Costs

Borrowing cost consists of interest and other cost incurred in connection with the borrowing of funds. Borrowing costs

NOTES TO STANDALONE FINANCIAL STATEMENTS

NOTE-1A: SIGNIFICANT ACCOUNTING POLICIES (Contd..)

that are attributable to the acquisition or construction of the qualifying asset are capitalized as part of the cost of such asset. A qualifying asset is one that necessarily takes substantial period of time to get ready for intended use. Capitalization of borrowing costs is suspended when active development activity on the qualifying assets is interrupted other than on temporary basis and charged to the Statement of Profit and Loss during such extended periods. All other borrowing costs are recognized in the Statement of Profit and Loss in the period in which the same are incurred.

6. Foreign Currency Transactions

- 6.1** The Company's financial statements are presented in Indian Rupee (₹), which is also its functional currency.
- 6.2** Transactions in foreign currency are initially recorded at spot exchange rate prevailing on the date of transaction.
- 6.3** Monetary items denominated in foreign currencies (such as cash, receivables, payables etc.) outstanding at the end of reporting period, are translated at exchange rates prevailing on that date.
- 6.4** Non-monetary items denominated in foreign currency, (such as PPE, intangible assets, equity investments, capital/revenue advances other than expected to be settled in cash etc.) are recorded at the exchange rate prevailing on the date of the transaction, other than those measured at fair value.

Non-monetary items measured at fair value in a foreign currency are translated using the exchange rates at the date when the fair value is determined. The gain or loss arising on translation of non-monetary items measured at fair value is treated in line with the recognition of the gain or loss on the change in fair value of the item (i.e., translation differences on items whose fair value gain or loss is recognized in Other Comprehensive Income (OCI) or the Statement of Profit and Loss are also recognized in OCI or the Statement of Profit and Loss, respectively).

- 6.5** Any gains or losses arising due to differences in exchange rates at the time of translation or settlement are accounted for in the Statement of Profit and Loss either under the head foreign exchange fluctuation or interest cost to the extent regarded as an adjustment to borrowing costs as the case may be, except those relating to loans mentioned below.

Exchange differences on long-term foreign currency loans obtained or re-financed on or before March 31, 2016 relating to acquisition of depreciable assets are adjusted to the carrying cost of the assets and depreciated over the balance life of the assets.

7. Inventories

7.1 Raw Materials & Stock-in-Process

- 7.1.1 Raw materials including crude oil are valued at cost determined on weighted average basis or net realisable value, whichever is lower.

- 7.1.2 Stock in Process is valued at raw materials cost plus processing cost as applicable or net realisable value, whichever is lower.
- 7.1.3 Crude oil in Transit is valued at cost or net realisable value, whichever is lower.
- 7.1.4 Initial cost of inventories includes the transfer of gains and losses on qualifying cash flow hedges, recognized in OCI, in respect of the purchases of raw materials.

7.2 Finished Products and Stock-in-Trade

- 7.2.1 Finished Products and Stock in Trade, other than lubricants, are valued at cost determined on 'First in First Out' basis or net realisable value, whichever is lower. Cost of Finished Products internally produced is determined based on raw materials cost and processing cost.
- 7.2.2 Lubricants are valued at cost on weighted average basis or net realisable value, whichever is lower. Cost of lubricants internally produced is determined based on cost of inputs and processing cost.
- 7.2.3 Imported products in transit are valued at cost or net realisable value whichever is lower.

7.3 Stores and Spares

- 7.3.1 Stores and Spares (including chemicals, packing containers i.e. empty barrels, tins etc.) are valued at weighted average cost. Specific provision is made in respect of identified obsolete stores & spares and chemicals for likely diminution in value. Further, a provision @ 5% of cost is also made on the balance stores and spares (excluding barrels, tins, stores in transit, chemicals/catalysts, crude oil, and own products) towards likely diminution in the value.
- 7.3.2 Stores and Spares in transit are valued at cost.

8. Provisions, Contingent Liabilities & Contingent Assets

8.1 Provisions

- 8.1.1 Provisions are recognized when the Company has a present obligation (legal or constructive) as a result of a past event, it is probable that an outflow of resources embodying economic benefits will be required to settle the obligation and a reliable estimate can be made of the amount of the obligation.
- 8.1.2 When the Company expects some or all of a provision to be recovered from a third party, a receivable is recognized as a separate asset but only when it is virtually certain and amount of the receivable can be measured reliably. The expense relating to a provision is presented in the Statement of Profit and Loss net of reimbursement, if any.
- 8.1.3 If the effect of the time value of money is material, provisions are discounted using a current pre-tax rate that reflects current market assessments of the time value of money

NOTES TO STANDALONE FINANCIAL STATEMENTS

NOTE-1A: SIGNIFICANT ACCOUNTING POLICIES (Contd..)

and, when appropriate, the risks specific to the liability. When discounting is used, the increase in the provision due to the passage of time is recognized as a finance cost.

8.1.4 Decommissioning Liability

Decommissioning costs are provided at the present value of expected cost to settle the obligation using estimated cash flows and are recognized as part of the cost of the particular asset. The cash flows are discounted at a current pre-tax rate that reflects the risks specific to the decommissioning liability. The unwinding of the discount is expensed as incurred and recognized in the Statement of Profit and Loss as a finance cost. The estimated future cost of decommissioning is reviewed annually and adjusted as appropriate. Changes in the estimated future cost or in the discount rate applied are adjusted in the cost of the asset.

8.2 Contingent Liabilities and Contingent Assets

8.2.1 Show-cause notices issued by various Government Authorities are generally not considered as obligations.

8.2.2 When the demand notices are raised against such show cause notices and are disputed by the Company, these are classified as disputed obligations.

8.2.3 The treatment in respect of disputed obligations are as under:

- a) a provision is recognized in respect of present obligations where the outflow of resources is probable as per 8.1.1 above;
- b) all other cases are disclosed as contingent liabilities unless the possibility of outflow of resources is remote.

8.2.4 Contingent liabilities are possible obligations that arise from past events and whose existence will only be confirmed by the occurrence or non-occurrence of one or more future events not wholly within the control of the Company. Where it is not probable that an outflow of economic benefits will be required, or the amount cannot be estimated reliably, the obligation is disclosed as a contingent liability. Contingent liabilities are disclosed on the basis of judgment of the management/independent experts and reviewed at each Balance Sheet date to reflect the current management estimate.

8.2.5 Estimated amount of contracts remaining to be executed towards capital expenditure are considered for disclosure.

8.2.6 A contingent asset is disclosed where an inflow of economic benefits is probable.

9. Revenue

9.1 Revenue From Contracts With Customers

9.1.1 The Company is in the business of oil and gas operations and it earns revenue primarily from sale of petroleum and petrochemical products. In addition, the company also

earns revenue from other businesses which comprises Gas, Exploration & Production and Others.

Revenue is recognized when control of the goods or services are transferred to the customer at an amount that reflects the consideration to which the Company expects to be entitled in exchange for those goods or services. Revenue is measured based on the consideration specified in a contract with a customer and excludes amounts collected on behalf of third parties.

The Company has generally concluded that it is the principal in its revenue arrangements, except a few agency services, because it typically controls the goods or services before transferring them to the customer.

The Company considers whether there are other promises in the contract that are separate performance obligations to which a portion of the transaction price needs to be allocated (e.g., customer loyalty points). In determining the transaction price for the sale of products, the Company considers the effects of variable consideration, the existence of significant financing components, non-cash consideration and consideration payable to the customer (if any).

9.1.2 Revenue from the sale of petroleum products, petrochemical products, crude and gas are recognized at a point in time, generally upon delivery of the products. The Company recognizes revenue over time using input method (on the basis of time elapsed) in case of non-refundable deposits from dealers and service contracts. In case of construction contracts, revenue and cost are recognized by measuring the contract progress using input method by comparing the cost incurred and total contract cost. Contract modifications are accounted for as a part of existing contract or separate contract based on conditions prescribed in Ind AS 115.

9.1.3 The Company has assumed that recovery of excise duty flows to the Company on its own account. This is for the reason that it is a liability of the manufacturer which forms part of the cost of production, irrespective of whether the goods are sold or not. Since the recovery of excise duty flows to the Company on its own account, revenue includes excise duty.

However, Sales Tax/Goods and Services Tax (GST) and Value Added Tax (VAT) is not received by the company on its own account. Rather, it is tax collected on value added to the product by the seller on behalf of the government. Accordingly, it is excluded from revenue.

9.1.4 Variable consideration

If the consideration in a contract includes a variable amount, the Company estimates the amount of consideration to which it will be entitled in exchange for transferring the goods to the customer. The variable consideration is estimated at contract inception and constrained until

NOTES TO STANDALONE FINANCIAL STATEMENTS

NOTE-1A: SIGNIFICANT ACCOUNTING POLICIES (Contd..)

it is highly probable that a significant revenue reversal in the amount of cumulative revenue recognized will not occur when the associated uncertainty with the variable consideration is subsequently resolved

The Company provides volume rebates to certain customers once the quantity of products purchased during the period exceeds a threshold specified in the contract. Rebates are offset against amounts payable by the customer. The volume rebates/ cash discount give rise to variable consideration. To estimate the variable consideration for the expected future rebates/ cash discount, the Company applies the most likely amount method for contracts with a single-volume threshold and the expected value method for contracts with more than one volume threshold. The selected method that best predicts the amount of variable consideration is primarily driven by the number of volume thresholds contained in the contract and accordingly, the Company recognizes a refund liability for the expected future rebates.

9.1.5 Loyalty Points

The Company operates various loyalty point schemes. The transaction price allocated to customer loyalty points is based on their relative estimated standalone selling price and the same is reduced from revenue from sale of goods. While estimating standalone selling price of customer loyalty points, the likelihood of exercising the option is adjusted. Wherever the Company is acting as an agent in this arrangement, the Company recognize the revenue on net basis.

9.2 Other claims are recognized when there is a reasonable certainty of recovery.

10. Excise Duty

Excise duty is accounted on the basis of both, payments made in respect of goods cleared as also provision made for goods lying in stock. Value of stock includes excise duty payable/ paid on finished goods, wherever applicable.

11. Taxes on Income

11.1 Current Income Tax

Provision for current tax is made as per the provisions of the Income Tax Act, 1961.

Current income tax assets and liabilities are measured at the amount expected to be recovered from or paid to the taxation authorities. The tax rates and tax laws used to compute the amount are those that are enacted or substantively enacted, at the reporting date.

Current income tax relating to items recognized outside profit or loss is recognized outside profit or loss (either in other comprehensive income or in equity). Management periodically evaluates positions taken in the tax returns with respect to situations in which applicable tax regulations are subject to interpretation and establishes provisions where appropriate.

11.2 Deferred Tax

11.2.1 Deferred tax is provided using the Balance Sheet method on temporary differences between the tax bases of assets and liabilities and their carrying amounts for financial reporting purposes at the reporting date.

Deferred tax liabilities are recognized for all taxable temporary differences, except when the deferred tax liability arises from the initial recognition of goodwill or an asset or liability in a transaction that is not a business combination and, at the time of the transaction, affects neither the accounting profit or loss nor taxable profit or loss.

Deferred tax assets are recognized for all deductible temporary differences, and any unused tax losses. Deferred tax assets are recognized to the extent that it is probable that taxable profit will be available in future against which the deductible temporary differences, and unused tax losses can be utilized, except when the deferred tax asset relating to the deductible temporary difference arises from the initial recognition of an asset or liability in a transaction that is not a business combination and, at the time of the transaction, affects neither the accounting profit or loss nor taxable profit or loss.

Deferred tax assets and liabilities are measured based on tax rates (and tax laws) that have been enacted or substantively enacted at the reporting date.

11.2.2 The carrying amount of deferred tax assets is reviewed at each reporting date and reduced to the extent that it is no longer probable that sufficient taxable profit will be available in future to allow all or part of the deferred tax assets to be utilized. Unrecognized deferred tax assets are re-assessed at each reporting date and are recognized to the extent that it has become probable that future taxable profits will allow the deferred tax assets to be recovered.

11.2.3 Deferred tax relating to items recognized outside profit or loss is recognized outside profit or loss (either in other comprehensive income or in equity).

11.2.4 Deferred tax assets and deferred tax liabilities are offset if a legally enforceable right exists to set off current tax assets against current tax liabilities and the deferred taxes relate to the same taxable entity and the same taxation authority.

12. Employee Benefits

12.1 Short Term Benefits:

Short Term Employee Benefits are accounted for in the period during which the services have been rendered.

12.2 Post-Employment Benefits and Other Long Term Employee Benefits:

a) The Company's contribution to the Provident Fund is remitted to separate trusts established for this purpose based on a fixed percentage of the eligible employee's

NOTES TO STANDALONE FINANCIAL STATEMENTS

NOTE-1A: SIGNIFICANT ACCOUNTING POLICIES (Contd..)

salary and charged to the Statement of Profit and Loss/CWIP. Shortfall, if any, in the fund assets, based on the Government specified minimum rate of return, is made good by the Company and charged to the Statement of Profit and Loss/CWIP.

- b) The Company operates defined benefit plans for Gratuity, Post-Retirement Medical Benefits, Resettlement, Felicitation Scheme and Ex-gratia. The cost of providing such defined benefits is determined using the projected unit credit method of actuarial valuation made at the end of the year. Out of these plans, Gratuity and Post-Retirement Medical Benefits are administered through respective Trusts.
- c) Obligations on other long term employee benefits viz Leave Encashment and Long Service Awards are provided using the projected unit credit method of actuarial valuation made at the end of the year. Out of these obligations, Leave Encashment obligations are funded through qualifying insurance policies made with insurance companies.
- d) The Company also operates a defined contribution scheme for Pension benefits for its employees and the contribution is remitted to a separate Trust/Corporate NPS.

12.3 Termination Benefits:

Payments made under Voluntary Retirement Scheme are charged to the Statement of Profit and Loss on incurrence.

12.4 Remeasurements:

Remeasurements, comprising of actuarial gains and losses, the effect of the asset ceiling (excluding amounts included in net interest on the net defined benefit liability) and the return on plan assets (excluding amounts included in net interest on the net defined benefit liability), are recognized immediately in the Balance Sheet with a corresponding debit or credit to retained earnings through Other Comprehensive Income (OCI) in the period in which it occurs. Remeasurements are not reclassified to profit or loss in subsequent periods. Remeasurements in respect of other long-term benefits are recognized in the Statement of Profit and Loss.

Past service cost is recognized in profit or loss on the earlier of:

- The date of the plan amendment or curtailment, and
- The date that the Company recognizes related restructuring cost

Net interest is calculated by applying the discount rate to the net defined benefit liability or asset. The Company recognizes the following changes in the net defined benefit obligation as an expense in the Statement of Profit and Loss:

- Service cost comprising current service cost, past-service cost, gains and losses on curtailments and non-routine settlements; and
- Net interest expense or income

13. Grants

13.1 Government grants are recognized where there is reasonable assurance that the grant will be received and all attached conditions will be complied with.

13.2 Grant relating to Assets (Capital Grants)

In case of grants relating to depreciable assets, the cost of the asset is shown at gross value and grant thereon is treated as Deferred income which are recognized as "Other Operating Revenues" usually in the Statement of Profit and Loss over the period and in the proportion in which depreciation is charged.

13.3 Grant related to Income (Revenue Grants)

Revenue grants are recognized in the Statement of Profit and Loss on a systematic basis over the periods in which the entity recognizes as expenses the related cost for which the grants are intended to compensate.

Subsidy and budgetary support towards under recoveries are recognized in "Revenue from Operations" as per schemes notified by Government from time to time, subject to final adjustments, wherever applicable.

The Company has treated waiver of duty under EPCG Scheme as revenue grant as the condition of meeting the export obligations is a primary condition of availing the grant as per the EPCG Scheme. The above grant is set up by recording the assets at gross value and corresponding grant amount as deferred income. Such grant is recognized in "Other Operating Revenues" in proportion of export obligations actually fulfilled during the accounting period. In case of post export EPCG Duty Credit Scrip Scheme, revenue grant is recognized in "Other Operating Revenues" equivalent to the amount of Custom duty remission in proportion to export obligations actually fulfilled during the accounting period.

Revenue grants are generally recorded under "Other Operating Revenues", except north east excise duty exemption which is netted off with the related expense.

13.4 When loans or similar assistance are provided by governments or related institutions, with an interest rate below the current applicable market rate or NIL interest rate, the effect of this favourable interest is regarded as a government grant. The loan or assistance is initially recognized and measured at fair value and the government grant is measured as the difference between the initial carrying value of the loan and the proceeds received. The loan is subsequently measured as per the accounting policy applicable to financial liabilities. Classification of the grant is made considering the terms and condition of the grant i.e. whether grants relates to assets or otherwise.

NOTES TO STANDALONE FINANCIAL STATEMENTS

NOTE-1A: SIGNIFICANT ACCOUNTING POLICIES (Contd..)

14. Oil & Gas Exploration Activities

14.1 Pre-acquisition Cost:

Expenditure incurred before obtaining the right(s) to explore, develop and produce oil and gas are expensed as and when incurred.

14.2 Exploration Stage:

Acquisition cost relating to projects under exploration are initially accounted as "Intangible Assets under Development". The expenses on oil and gas assets that is classified as intangible include:

- acquired rights to explore
- exploratory drilling cost

Cost of Survey and prospecting activities conducted in the search of oil and gas are expensed as exploration cost in the year in which these are incurred

If the project is not viable based upon technical feasibility and commercial viability study, then all cost relating to Exploratory Wells are expensed in the year when determined to be dry.

If the project is proved to be viable, then all cost relating to drilling of Exploratory Wells shall be continued to be presented as "Intangible Assets under Development".

14.3 Development Stage:

Acquisition cost relating to projects under development stage are presented as "Capital Work-in-Progress".

When a well is ready to commence commercial production, the capitalized cost corresponding to proved developed oil and gas reserves is reclassified as 'Completed wells/ Producing wells' from "Capital Work-in-Progress/ Intangible Assets under Development" to the gross block of assets. Examples of Oil and Gas assets that might be classified as Tangible Assets include development drilling cost, piping and pumps and producing wells.

14.4 Production Phase

Production cost include pre-well head and post-well head expenses including depreciation and applicable operating cost of support equipment and facilities are expensed off.

Depletion is calculated using the Unit of Production method based upon proved and developed reserves.

14.5 Abandonment Phase

In case of development/production phase, abandonment/ decommissioning amount is recognized at the present value of the estimated future expenditure. Any change in the present value of the estimated decommissioning expenditure other than the unwinding of discount is adjusted to the

decommissioning provision and the carrying value of the corresponding asset. The unwinding of discount on provision is charged in the Statement of Profit and Loss as finance costs.

14.6 Impairment of E&P Assets

14.6.1 Impairment testing in case of Development and producing assets

In case of E&P related development and producing assets, expected future cash flows are estimated using management's best estimate of future oil and natural gas prices, production volumes, proved & probable reserves volumes and discount rate. The expected future cash flows are estimated on the basis of value in use concept. The value in use is based on the cash flows expected to be generated by the projected oil or gas production profiles up to the expected dates of cessation of production of each producing field, based on current estimates of proved and probable reserves and on reasonable & supportable fiscal assumptions that represent management's best estimate of the range of economic conditions that will exist over the remaining useful life of the asset. Management takes a long-term view of the range of economic conditions over the remaining useful life of the asset and, are not based on the relatively short-term changes in the economic conditions. However, impairment of exploration and evaluation assets is to be done in line with para 14.6.2

14.6.2 Impairment in case of Exploration and Evaluation assets

Exploration and Evaluation assets are tested for impairment where an indicator for impairment exists. In such cases, while calculating recoverable amount, in addition to the factors mentioned in 14.6.1, management's best estimate of total current reserves and resources are considered (including possible and contingent reserve) after appropriately adjusting the associated inherent risks. Impairment loss is reversed subsequently, to the extent that conditions for impairment are no longer present.

14.6.3 Cash generating unit

In case of E&P Assets, the Company generally considers a project as cash generating unit. However, in case where the multiple fields are using common production/ transportation facilities and are sufficiently economically interdependent the same are considered to constitute a single cash generating unit (CGU).

15. Current Versus Non-Current Classification

The Company presents assets and liabilities in the Balance Sheet based on current/non-current classification as below.

15.1 An asset is treated as current when it is:

- Expected to be realised or intended to be sold or consumed in normal operating cycle

NOTES TO STANDALONE FINANCIAL STATEMENTS

NOTE-1A: SIGNIFICANT ACCOUNTING POLICIES (Contd..)

- Held primarily for the purpose of trading
- Expected to be realised within twelve months after the reporting period, or
- Cash or Cash Equivalents unless restricted from being exchanged or used to settle a liability for at least twelve months after the reporting period

All other assets are classified as non-current.

15.2 A liability is treated as current when:

- It is expected to be settled in normal operating cycle
- It is held primarily for the purpose of trading
- It is due to be settled within twelve months after the reporting period, or
- There is no unconditional right to defer the settlement of the liability for at least twelve months after the reporting period

All other liabilities are classified as non-current.

16. Non-Current Assets Held For Sale

16.1 The Company classifies non-current assets and disposal groups as held for sale if their carrying amounts will be recovered principally through a sale rather than through continuing use. Actions required to complete the sale should indicate that it is unlikely that significant changes to the sale will be made or that the decision to sell will be withdrawn. Management must be committed to the sale expected within one year from the date of classification.

16.2 For these purposes, sale transactions include exchanges of non-current assets for other non-current assets when the exchange has commercial substance. The criteria for held for sale classification is regarded met only when the assets or disposal group is available for immediate sale in its present condition, subject only to terms that are usual and customary for sales (or disposal groups), its sale is highly probable; and it will genuinely be sold, not abandoned. The Company treats sale of the asset or disposal group to be highly probable when:

- The appropriate level of management is committed to a plan to sell the asset (or disposal group),
- An active programme to locate a buyer and complete the plan has been initiated (if applicable),
- The asset (or disposal group) is being actively marketed for sale at a price that is reasonable in relation to its current fair value,
- The sale is expected to qualify for recognition as a completed sale within one year from the date of classification, and

- Actions required to complete the plan indicate that it is unlikely that significant changes to the plan will be made or that the plan will be withdrawn.

16.3 Non-Current Assets held for sale and disposal groups are measured at the lower of their carrying amount and the fair value less cost to sell. Assets and liabilities classified as held for sale are presented separately in the Balance Sheet.

PPE and Intangible Assets once classified as held for sale are not depreciated or amortised.

17. Financial Instruments

A financial instrument is any contract that gives rise to a financial asset of one entity and a financial liability or equity instrument of another entity. Financial assets and financial liabilities are recognized when the Company becomes a party to the contractual provisions of the instruments.

17.1 Financial Assets

Initial recognition and measurement

All Financial Assets are recognized initially at fair value plus, in the case of financial assets not recorded at fair value through profit or loss, transaction cost that are attributable to the acquisition of the Financial Asset. However, trade receivables that do not contain a significant financing component are measured at transaction price. Transaction costs directly attributable to the acquisition of financial assets measured at fair value through profit or loss are recognized immediately in the Statement of Profit and Loss.

Subsequent measurement

For the purpose of subsequent measurement, Financial Assets are classified in four categories:

- Financial Assets at amortised cost
- Debt Instruments at Fair Value Through Other Comprehensive Income (FVTOCI)
- Equity Instruments at Fair Value Through Other Comprehensive Income (FVTOCI)
- Financial Assets and derivatives at Fair Value Through Profit or Loss (FVTPL)

17.1.1 Financial Assets at Amortised Cost

A Financial Asset is measured at the amortised cost if both the following conditions are met:

- The asset is held within a business model whose objective is to hold assets for collecting contractual cash flows, and
- Contractual terms of the asset give rise on specified dates to cash flows that are solely payments of principal and interest (SPPI) on the principal amount outstanding.

NOTES TO STANDALONE FINANCIAL STATEMENTS

NOTE-1A: SIGNIFICANT ACCOUNTING POLICIES (Contd..)

After initial measurement, such Financial Assets are subsequently measured at amortised cost using the effective interest rate (EIR) method. Amortised cost is calculated by taking into account any discount or premium on acquisition and fees or cost that are an integral part of the EIR. The EIR amortisation is included in finance income in the profit or loss. The losses arising from impairment are recognized in the profit or loss. Apart from the same, any income or expense arising from remeasurement of financial assets measured at amortised cost, in accordance with Ind AS 109, is recognized in the Statement of Profit and Loss. This category generally applies to trade and other receivables.

171.2 Debt Instrument at FVTOCI

A 'Debt Instrument' is classified as at the FVTOCI if both of the following criteria are met:

- a) The objective of the business model is achieved both by collecting contractual cash flows and selling the financial assets, and
- b) The asset's contractual cash flows represent solely payments of principal and interest (SPPI).

Debt Instruments included within the FVTOCI category are measured initially as well as at each reporting date at fair value. Fair Value movements are recognized in the Other Comprehensive Income (OCI). However, the Company recognizes interest income, impairment losses & reversals and foreign exchange gain or loss in the Statement of Profit and Loss. On derecognition of the asset, cumulative gain or loss previously recognized in OCI is reclassified from the Equity to the Statement of Profit and Loss. Interest earned whilst holding FVTOCI Debt Instrument is reported as interest income using the EIR method.

171.3 Equity Instrument

A. Equity Investments at FVTOCI (Other than Subsidiaries, Joint Ventures and Associates)

All equity investments in scope of Ind AS 109 are measured at fair value. The Company has made an irrevocable election to present subsequent changes in the fair value in Other Comprehensive Income. The classification is made on initial recognition/transition and is irrevocable.

There is no recycling of the amounts from OCI to the Statement of Profit and Loss, even on sale of investments.

B. Equity Investments in Subsidiaries, Joint Ventures and Associates

Investments in Subsidiaries, Joint Ventures and Associates are accounted for at cost in the financial statements and the same are tested for impairment in case of any indication of impairment.

- C. Dividend income is recognized in the Statement of Profit and Loss when the Company's right to receive dividend is established.

171.4 Debt Instruments and Derivatives at FVTPL

FVTPL is a residual category for Debt Instruments. Any debt instrument, which does not meet the criteria for categorization as at amortised cost or as FVTOCI, is classified as at FVTPL.

This category also includes derivative financial instruments entered into by the Company that are not designated as hedging instruments in hedge relationships as defined by Ind AS 109.

Debt Instruments included within the FVTPL category are measured at fair value with all changes recognized in the Statement of Profit and Loss. Interest income on such instruments has been presented under interest income.

171.5 Derecognition

A financial asset (or, where applicable, a part of a financial asset or part of a group of similar financial assets) is primarily derecognized (i.e. removed from the Balance Sheet) when:

- The rights to receive cash flows from the asset have expired, or
- The Company has transferred its rights to receive cash flows from the asset or has assumed an obligation to pay the received cash flows in full without material delay to a third party under a 'pass-through' arrangement; and either (a) the Company has transferred substantially all of the risks and rewards of the asset, or (b) the Company has neither transferred nor retained substantially all of the risks and rewards of the asset, but has transferred control of the asset.

When the Company has transferred its rights to receive cash flows from an asset or has entered into a pass-through arrangement, it evaluates if and to what extent it has retained the risks and rewards of ownership. When it has neither transferred nor retained substantially all of the risks and rewards of the asset, nor transferred control of the asset, the Company continues to recognize the transferred asset to the extent of the Company's continuing involvement. In that case, the Company also recognizes an associated liability. The transferred asset and the associated liability are measured on a basis that reflects the rights and obligations that the Company has retained.

Continuing involvement that takes the form of a guarantee over the transferred asset is measured at the lower of the original carrying amount of the asset and the maximum amount of consideration that the Company could be required to repay.

NOTES TO STANDALONE FINANCIAL STATEMENTS

NOTE-1A: SIGNIFICANT ACCOUNTING POLICIES (Contd..)

17.1.6 Impairment of Financial Assets

In accordance with Ind AS 109, the Company applies Expected Credit Loss (ECL) model for measurement and recognition of impairment loss on the following financial assets and credit risk exposure:

- a) Financial Assets that are Debt Instruments, and are measured at amortised cost e.g., loans, debt securities, deposits, trade receivables and bank balance
- b) Financial guarantee contracts which are not subsequently measured as at FVTPL
- c) Lease Receivables under Ind AS 116

Simplified Approach

The Company follows 'simplified approach' for recognition of impairment loss allowance on Trade Receivables.

The application of simplified approach does not require the Company to track changes in credit risk. Rather, it recognizes impairment loss allowance based on lifetime ECLs at each reporting date, right from its initial recognition.

As a practical expedient, the Company uses a provision matrix to determine impairment loss allowance on portfolio of its trade receivables. The provision matrix is based on its historically observed default rates over the expected life of the trade receivables and is adjusted for forward-looking estimates. At every reporting date, the historical observed default rates are updated and changes in the forward-looking estimates are analysed. On that basis, the Company estimates provision on trade receivables at the reporting date.

General Approach

For recognition of impairment loss on other financial assets and risk exposure, the Company determines that whether there has been a significant increase in the credit risk since initial recognition. If credit risk has not increased significantly, 12-months ECL is used to provide for impairment loss. However, if credit risk has increased significantly, lifetime ECL is used. If, in a subsequent period, credit quality of the instrument improves such that there is no longer a significant increase in credit risk since initial recognition, then the entity reverts to recognizing impairment loss allowance based on 12-months ECL.

Lifetime ECL are the expected credit losses resulting from all possible default events over the expected life of a financial instrument. The 12-months ECL is a portion of the lifetime ECL which results from default events that are possible within 12 months after the reporting date.

ECL impairment loss allowance (or reversal) recognized during the period is recognized as expense /income in the Statement of Profit and Loss. The Balance Sheet presentation for various financial instruments is described below:

- Financial Assets measured as at amortised cost: ECL is presented as an allowance, i.e., as an integral part of the measurement of those assets in the Balance Sheet. The allowance reduces the net carrying amount. Until the asset meets write-off criteria, the Company does not reduce impairment allowance from the gross carrying amount.
- Financial Guarantee contracts: ECL is presented as a provision in the Balance Sheet, i.e. as a liability.
- Debt instruments measured at FVTOCI: Since financial assets are already reflected at fair value, impairment allowance is not further reduced from its value. Rather, ECL amount is presented as 'accumulated impairment amount' in the OCI.

17.2 Financial Liabilities

17.2.1 Initial recognition and measurement.

Financial Liabilities are classified, at initial recognition, as financial liabilities at fair value through profit or loss and financial liabilities at amortised cost, as appropriate.

All Financial Liabilities are recognized initially at fair value and, in the case of liabilities subsequently measured at amortised cost, they are measured net of directly attributable transaction cost. In case of Financial Liabilities measured at fair value through profit or loss, transaction costs directly attributable to the acquisition of financial liabilities are recognized immediately in the Statement of Profit and Loss.

The Company's Financial Liabilities include trade and other payables, loans and borrowings including financial guarantee contracts and derivative financial instruments.

17.2.2 Subsequent measurement

The measurement of financial liabilities depends on their classification, as described below:

A. Financial Liabilities at Fair Value Through Profit or Loss

Financial Liabilities at fair value through profit or loss include financial liabilities held for trading and financial liabilities designated upon initial recognition as at fair value through the Statement of Profit and Loss. Financial Liabilities are classified as held for trading if they are incurred for the purpose of repurchasing in the near term. This category also includes derivative financial instruments entered into by the Company that are not designated as hedging instruments in hedge relationships as defined by Ind AS 109.

Gains or losses on liabilities held for trading are recognized in the Statement of Profit and Loss.

NOTES TO STANDALONE FINANCIAL STATEMENTS

NOTE-1A: SIGNIFICANT ACCOUNTING POLICIES (Contd..)

B. Financial Liabilities at amortised cost

Financial Liabilities that are not held-for-trading and are not designated as at FVTPL are measured at amortised cost at the end of subsequent accounting periods. The carrying amounts of financial liabilities that are subsequently measured at amortised cost are determined based on the effective interest method. Gains and losses are recognized in the Statement of Profit and Loss when the liabilities are derecognized as well as through the EIR amortisation process.

Amortised cost is calculated by taking into account any discount or premium on acquisition and fees or cost that are an integral part of the EIR. The EIR amortisation is included as finance costs in the Statement of Profit and Loss.

C. Financial Guarantee Contracts

Financial guarantee contracts issued by the Company are those contracts that require a payment to be made to reimburse the holder for a loss it incurs because the specified debtor fails to make the payment when due in accordance with the terms of a debt instrument. Financial guarantee contracts are recognized initially as a liability at fair value, adjusted for transaction cost that are directly attributable to the issuance of the guarantee. Subsequently, the liability is measured at the higher of the amount of loss allowance determined as per impairment requirements of Ind AS 109 and the amount initially recognized less cumulative income recognized in accordance with principles of Ind AS 115.

17.2.3 Derecognition

A Financial Liability is derecognized when the obligation under the liability is discharged or cancelled or expires. When an existing financial liability is replaced by another from the same lender on substantially different terms, or the terms of an existing liability are substantially modified, such an exchange or modification is treated as the derecognition of the original liability and the recognition of a new liability. The difference in the respective carrying amounts is recognized in the Statement of Profit and Loss.

17.3 Embedded Derivatives

If the hybrid contract contains a host that is a Financial Asset within the scope of Ind AS 109, the Company does not separate embedded derivatives. Rather, it applies the classification requirements contained in Ind AS 109 to the entire hybrid contract. Derivatives embedded in all other host contracts are accounted for as separate derivatives and recorded at fair value if their economic characteristics and risks are not closely related to those of the host contracts and the host contracts are not held for trading or designated at fair value through profit or loss. These embedded derivatives are measured at fair value with changes in fair value recognized in profit or

loss, unless designated as effective hedging instruments. Reassessment only occurs if there is either a change in the terms of the contract that significantly modifies the cash flows that would otherwise be required or a reclassification of a financial asset out of the fair value through profit or loss.

17.4 Offsetting of Financial Instruments

Financial Assets and Financial Liabilities are offset and the net amount is reported in the Balance Sheet if there is a currently enforceable legal right to offset the recognized amounts and there is an intention to settle on a net basis, to realise the assets and settle the liabilities simultaneously.

17.5 Derivative Instrument - Initial recognition/subsequent measurement

The Company uses derivative financial instruments, such as forward currency contracts, interest rate swaps and forward commodity contracts, to hedge its foreign currency risks, interest rate risks and commodity price risks, respectively. Such derivative financial instruments are initially recognized at fair value on the date on which a derivative contract is entered into and are subsequently re-measured at fair value. The accounting for subsequent changes in fair value of derivatives depends on the designation or non-designation of derivative as hedging instruments. Derivatives are carried as financial assets when the fair value is positive and as financial liabilities when the fair value is negative.

17.5.1 Derivative that are designated as Hedge Instrument

The Company undertakes foreign exchange forward contracts, commodity forward contracts and interest rates swap contracts for hedging foreign currency risks, commodity price risks and interest rate risks respectively. The Company generally designates the whole forward contract as hedging instrument. These hedges are accounted for as cash flow hedges. These hedging instruments are as per the policies approved by the Board of Directors.

At the inception of a hedge relationship, the Company formally designates and documents the hedge relationship to which the Company wishes to apply hedge accounting and the risk management objective and strategy for undertaking the hedge. The documentation includes the Company's risk management objective and strategy for undertaking hedge, the hedging/ economic relationship, the hedged item or transaction, the nature of the risk being hedged, hedge ratio and how the entity will assess the effectiveness of changes in the hedging instrument's fair value in offsetting the exposure to changes in the hedged item's fair value or cash flows attributable to the hedged risk.

Such hedges are expected to be highly effective in achieving offsetting changes in fair value or cash flows and are assessed on an ongoing basis to determine that the

NOTES TO STANDALONE FINANCIAL STATEMENTS

NOTE-1A: SIGNIFICANT ACCOUNTING POLICIES (Contd..)

hedge is actually have been highly effective throughout the financial reporting periods for which it was designated.

The effective portion of changes in the fair value of derivatives that are designated and qualify as cash flow hedges is recognized in Other Comprehensive Income and accumulated under the heading Cash Flow Hedge Reserve within Equity. The gain or loss relating to the ineffective portion is recognized immediately in the Statement of Profit and Loss and included in the Other Income or Other Expenses as Gain on Derivatives or Loss on Derivatives respectively.

Amounts previously recognized in OCI and accumulated in equity relating to effective portion are reclassified to Statement of Profit and Loss in the periods when the hedged item affects profit or loss, in the same line item as the recognized hedged item or treated as basis adjustment if a hedged forecast transaction subsequently results in the recognition of a non-financial asset or non-financial liability. When a forecasted transaction is no longer expected to occur, the cumulative gain or loss accumulated in equity is transferred to the Statement of Profit and Loss.

Hedge accounting is discontinued when the hedging instrument expires or is sold, terminated or no longer qualifies for hedge accounting.

17.5.2 Derivatives that are not designated as hedge instrument

The Company enters into certain derivative contracts to hedge risks which are not designated as hedges. Such contracts are accounted for at fair value through the Statement of Profit and Loss and are included in the Other Income or Other Expenses as Gain on Derivatives or Loss on Derivatives respectively.

17.6 Commodity Contracts

Commodity contracts that are entered into and continue to be held for the purpose of the receipt or delivery of a non-financial item in accordance with the Company's expected purchase, sale or usage requirements are held at cost.

18. Cash and Cash Equivalents

Cash and Cash Equivalents in the Balance Sheet comprise cash at banks and on hand and short-term deposits with an original maturity of three months or less, which are subject to an insignificant risk of changes in value. Bank overdraft (negative balance in Account) is shown under short term borrowings under Financial Liabilities & Positive balance in that account is shown in Cash & Cash Equivalents.

19. Treasury Shares

Pursuant to the Scheme of Amalgamation, IOC Shares Trust has been set up by IOCL for holding treasury shares in relation to IBP and BRPL mergers. The shares held by IOC Shares Trust are treated as treasury shares.

Own equity instruments that are reacquired (treasury shares) are recognized at cost and deducted from equity. No gain or loss is recognized in the Statement of Profit and Loss on the purchase, sale, issue or cancellation of the Company's own equity instruments.

20. Fair Value Measurement

20.1 The Company measures financial instruments, such as, derivatives at fair value at each Balance Sheet date. Fair value is the price that would be received to sell an asset or paid to transfer a liability in an orderly transaction between market participants at the measurement date.

20.2 The fair value measurement is based on the presumption that the transaction to sell the asset or transfer the liability takes place either in the principal market for the asset or liability, or in the absence of a principal market, in the most advantageous market for the asset or liability. The principal or the most advantageous market must be accessible by the Company.

20.3 The fair value of an asset or a liability is measured using the assumptions that market participants would use when pricing the asset or liability, assuming that market participants act in their economic best interest.

20.4 A fair value measurement of a non-financial asset takes into account a market participant's ability to generate economic benefits by using the asset in its highest and best use or by selling it to another market participant that would use the asset in its highest and best use.

20.5 The Company uses valuation techniques that are appropriate in the circumstances and for which sufficient data are available to measure fair value, maximizing the use of relevant observable inputs and minimizing the use of unobservable inputs.

20.6 All assets and liabilities for which fair value is measured or disclosed in the financial statements are categorised within the fair value hierarchy, described as follows, based on the lowest level input that is significant to the fair value measurement as a whole:

Level 1- Quoted (unadjusted) market prices in active markets for identical assets or liabilities

Level 2- Valuation techniques for which the lowest level input that is significant to the fair value measurement is directly or indirectly observable

Level 3- Valuation techniques for which the lowest level input that is significant to the fair value measurement is unobservable

For assets and liabilities that are recognized in the financial statements on a recurring basis, the Company determines whether transfers have occurred between levels in the hierarchy by re-assessing categorisation (based on the lowest

NOTES TO STANDALONE FINANCIAL STATEMENTS

NOTE-1A: SIGNIFICANT ACCOUNTING POLICIES (Contd..)

level input that is significant to the fair value measurement as a whole) at the end of each reporting period.

In case of Level 3 valuations, external valuers are also involved in some cases for valuation of assets and liabilities, such as unquoted financial assets, loans to related parties etc.

For the purpose of fair value disclosures, the Company has determined classes of assets and liabilities on the basis of the nature, characteristics and risks of the asset or liability and the level of the fair value hierarchy as explained above.

21. Earnings Per Share

The basic Earnings Per Share ("EPS") is computed by dividing the net profit/(loss) after tax for the year attributable to the equity shareholders by the weighted average number of equity shares outstanding during the year, adjusted for bonus elements in equity shares issued during the year and excluding treasury shares. The Company did not have any potentially dilutive securities in the years presented.

III. NEW STANDARDS/AMENDMENTS AND OTHER CHANGES EFFECTIVE APRIL 1, 2022 OR THEREAFTER

Ministry of Corporate Affairs notifies new standard or amendments to the existing standards. During the year, no new standard or modifications in existing standards have been notified which will be applicable from April 1, 2022, or thereafter.

IV. NEW STANDARDS/AMENDMENTS ISSUED BUT NOT YET EFFECTIVE

Ministry of Corporate Affairs notifies new standard or amendments to the existing standards. On 31st March 2023, vide Notification G.S.R. 242(E) dated 31st March 2023, modifications in existing standards have been notified which will be applicable from April 1, 2023, as below:

a. Ind AS 1 - Presentation of Financial Statements:

The amendment proposes the company to disclose material accounting policy information rather than significant accounting policy. An accounting policy information is material if, when considered together with other information included in an entity's financial statements, it can reasonably be expected to influence decisions that the primary users of general-purpose financial statements make on the basis of those financial statements. The effective date for adoption of this amendment is reporting periods beginning on or after April 1, 2023. The effect of this amendment is expected to be insignificant.

b. Ind AS 8 - Accounting Policies, Changes in Accounting Estimates and Errors:

The amendments propose new definition of "Accounting Estimates" which replaces the definition of "Change in Accounting Estimates". As per the new definition, "Accounting estimates are monetary amounts in financial statements that are subject to measurement uncertainty". The effective date of this amendment is reporting periods beginning on or after April 1, 2023. The effect of this amendment is expected to be insignificant.

c. Ind AS 12 - Income Taxes:

The amendment narrowed the scope of the initial recognition exemption so that it does not apply to transactions that give rise to equal and offsetting temporary differences. in context to leases and decommissioning liabilities. Subsequently, post this amendment, the company need to recognize deferred tax asset and liability on lease and decommissioning liability. The effective date of this amendment is reporting periods beginning on or after April 1, 2023. The effect of this amendment is expected to be insignificant.

NOTES TO STANDALONE FINANCIAL STATEMENTS

NOTE - 1B: SIGNIFICANT ACCOUNTING ESTIMATES & JUDGEMENTS

The preparation of the Company's financial statements requires management to make judgements, estimates and assumptions that affect the reported amounts of revenues, expenses, assets and liabilities, and the accompanying disclosures, and the disclosure of contingent liabilities. These include recognition and measurement of financial instruments, estimates of useful lives and residual value of Property, Plant and Equipment and Intangible Assets, valuation of inventories, measurement of recoverable amounts of cash-generating units, measurement of employee benefits, actuarial assumptions, provisions etc.

Uncertainty about these assumptions and estimates could result in outcomes that require a material adjustment to the carrying amount of assets or liabilities affected in future periods. The Company continually evaluates these estimates and assumptions based on the most recently available information. Revisions to accounting estimates are recognized prospectively in the Statement of Profit and Loss in the period in which the estimates are revised and in any future periods affected.

A. JUDGEMENTS

In the process of applying the company's accounting policies, management has made the following judgements, which have the significant effect on the amounts recognised in the financial statements:

Materiality

Ind AS requires assessment of materiality by the Company for accounting and disclosure of various transactions in the financial statements. Accordingly, the Company assesses materiality limits for various items for accounting and disclosures and follows on a consistent basis. Overall materiality is also assessed based on various financial parameters such as Gross Block of assets, Net Block of Assets, Total Assets, Revenue and Profit Before Tax. The materiality limits are reviewed and approved by the Board.

Intangible Asset under Development

Acquisition costs and drilling of exploratory well costs are capitalized as intangible asset under development and are reviewed at each reporting date to confirm that exploration drilling is still under way or work has been determined / under way to determine that the discovery is economically viable based on a range of technical & commercial considerations and for establishing development plans and timing, sufficient / reasonable progress is being made. If no future activity is planned on reasonable grounds / timeframes, Intangible asset under development and property acquisition costs is written off. Upon start of production from field and recognition of proved reserves, cost carried as intangible asset under development is transferred to producing properties. Also refer Note-34 for related disclosures.

Contingencies

Contingent liabilities may arise from the ordinary course of business in relation to claims against the Company, including legal, contractor, land access and other claims. By their nature, contingencies will be resolved only when one or more uncertain future events occur or fail to occur. The assessment of the existence, and potential quantum, of contingencies inherently involves the exercise of significant judgement and the use of estimates regarding the outcome of future events.

B. ESTIMATES AND ASSUMPTIONS

The key assumptions concerning the future and other key sources of estimation at the reporting date, that have a significant risk of causing a material adjustment to the carrying amounts of assets and liabilities within the next financial year, are described below.

Existing circumstances and assumptions about future developments, however, may change due to market changes or circumstances arising that are beyond the control of the company. Such changes are reflected in the assumptions when they occur.

Defined benefit plans/Other Long term employee benefits

The cost of the defined benefit plans and other long term employee benefit plans are determined using actuarial valuations. An actuarial valuation involves making various assumptions that may differ from actual developments in the future. These include the determination of the discount rate, future salary increases and mortality rates. Due to the complexities involved in the valuation and its long-term nature, a defined benefit obligation is highly sensitive to changes in these assumptions. All assumptions are reviewed at each reporting date.

The parameter most subject to change is the discount rate. The management considers the interest rates of government securities based on expected settlement period of various plans.

Further details about various employee benefit obligations are given in Note 35.

Fair value measurement of financial instruments

When the fair values of financial assets and financial liabilities recorded in the Balance Sheet cannot be measured based on quoted prices in active markets, their fair value is measured using valuation techniques including the Discounted Cash Flow (DCF) model based on level-2 and level-3 inputs. The inputs to these models are taken from observable markets where possible, but where this is not feasible, a degree of judgement is required in establishing fair values. Judgements include considerations of inputs such as price

NOTES TO STANDALONE FINANCIAL STATEMENTS

NOTE - 1B: SIGNIFICANT ACCOUNTING ESTIMATES & JUDGEMENTS (Contd..)

estimates, volume estimates, rate estimates etc. Changes in assumptions about these factors could affect the reported fair value of financial instruments. Also refer Note 39 for further disclosures of estimates and assumptions.

Impairment of Financial Assets

The impairment provisions for trade receivables are made considering simplified approach based on assumptions about risk of default and expected loss rates. The Company uses judgement in making these assumptions and selecting the inputs to the impairment calculation based on the company's past history and other factors at the end of each reporting period. In case of other financial assets, the Company applies general approach for recognition of impairment losses

wherein the Company uses judgement in considering the probability of default upon initial recognition and whether there has been a significant increase in credit risk on an ongoing basis throughout each reporting period. Also refer Note-40 for impairment analysis and provision.

Income Taxes

The Company uses estimates and judgements based on the relevant facts, circumstances, present and past experience, rulings, and new pronouncements while determining the provision for income tax. A deferred tax asset is recognised to the extent that it is probable that future taxable profit will be available against which the deductible temporary differences and tax losses can be utilised.

NOTES TO STANDALONE FINANCIAL STATEMENTS

NOTE - 2: PROPERTY, PLANT AND EQUIPMENT

Current Year

(₹ in crore)

Particulars	Land - Freehold	Buildings, Roads etc.	Plant and Equipment	Office Equipments	Transport Equipment	Furniture & Fixtures	Railway Sidings	Drainage, Sewage and Water Supply System	Producing Properties	Right of Use Assets (ROU)	Total
	(Refer A&D)	(Refer B&D)								(Refer D)	
GROSS BLOCK											
Gross Block as at April 01, 2022	3,719.59	19,510.55	1,55,213.43	2,418.59	99.72	884.67	203.23	1,275.53	202.34	12,787.89	1,96,315.54
Additions during the year	131.03	213.48	2,983.01	348.87	3.62	66.90	0.88	14.64	-	3,013.05	6,775.48
Transfers from Capital work-in-progress	-	2,335.36	21,542.27	170.82	1.88	216.89	112.23	19.90	0.15	-	24,399.50
Disposals/Deductions/Transfers/Reclassifications	(20.94)	(241.49)	(2,200.49)	(208.20)	1.41	1,210.52	(0.17)	(0.47)	(3.23)	(1,184.74)	(2,647.80)
Gross Block as at March 31, 2023	3,829.68	21,817.90	1,77,538.22	2,730.08	106.63	2,378.98	316.17	1,309.60	199.26	14,616.20	2,24,842.72
DEPRECIATION & AMORTISATION											
Depreciation & Amortisation as at April 01, 2022	-	4,762.36	41,305.85	1,455.75	45.00	446.50	75.05	305.13	61.05	3,462.77	51,919.46
Depreciation & Amortisation during the year (Refer C)	-	1,041.23	7,813.78	372.81	7.93	251.30	18.57	51.20	14.61	2,170.27	11,741.70
Disposals/Deductions/Transfers/Reclassifications	-	(43.56)	(1,156.93)	(146.58)	0.67	683.88	0.44	(0.43)	-	(904.12)	(1,566.63)
Depreciation & Amortisation as at March 31, 2023	-	5,760.03	47,962.70	1,681.98	53.60	1,381.68	94.06	355.90	75.66	4,728.92	62,094.53
IMPAIRMENT (REFER E)											
Impairment Loss as at April 01, 2022	-	-	82.55	-	-	-	-	-	-	-	82.55
Impairment Loss during the year	-	-	15.84	-	-	-	-	-	-	3.10	18.94
Impairment Loss as at March 31, 2023	-	-	98.39	-	-	-	-	-	-	3.10	101.49
Net Block as at March 31, 2023	3,829.68	16,057.87	1,29,477.13	1,048.10	53.03	997.30	222.11	953.70	123.60	9,884.18	1,62,646.70

Previous Year

(₹ in crore)

Particulars	Land - Freehold	Buildings, Roads etc.	Plant And Equipment	Office Equipments	Transport Equipment	Furniture & Fixtures	Railway Sidings	Drainage, Sewage and Water Supply System	Producing Properties	Right of Use Assets (ROU)	Total
GROSS BLOCK											
Gross Block as at April 01, 2021	3,658.56	16,854.21	1,46,196.24	2,139.52	91.83	783.56	199.02	1,263.81	201.19	11,768.91	1,83,156.85
Additions during the year	61.56	214.78	3,535.89	193.02	5.75	30.35	1.24	11.84	-	2,387.82	6,442.25
Transfers from Capital work-in-progress	7.10	2,258.00	5,753.08	178.40	3.29	84.88	7.40	0.14	1.15	-	8,293.44
Disposals/Deductions/Transfers/Reclassifications	(7.63)	183.56	(271.78)	(92.35)	(1.15)	(14.12)	(4.43)	(0.26)	-	(1,368.84)	(1,577.00)
Gross Block as at March 31, 2022	3,719.59	19,510.55	1,55,213.43	2,418.59	99.72	884.67	203.23	1,275.53	202.34	12,787.89	1,96,315.54
DEPRECIATION & AMORTISATION											
Depreciation & Amortisation as at April 01, 2021	-	3,809.43	34,042.86	1,185.84	38.43	381.25	63.60	255.35	44.05	2,419.90	42,240.71
Depreciation & Amortisation during the year (Refer C)	-	981.41	7,619.66	351.67	6.99	75.93	13.62	49.78	17.00	1,652.02	10,768.08
Disposals/Deductions/Transfers/Reclassifications	-	(28.48)	(356.67)	(81.76)	(0.42)	(10.68)	(2.17)	-	-	(609.15)	(1,089.33)
Depreciation & Amortisation as at March 31, 2022	-	4,762.36	41,305.85	1,455.75	45.00	446.50	75.05	305.13	61.05	3,462.77	51,919.46
IMPAIRMENT											
Impairment Loss as at April 01, 2021	-	-	-	-	-	-	-	-	-	-	-
Impairment Loss during the year	-	-	82.55	-	-	-	-	-	-	-	82.55
Impairment Loss as at March 31, 2022	-	-	82.55	-	-	-	-	-	-	-	82.55
Net Block as at March 31, 2022	3,719.59	14,748.19	1,13,825.03	962.84	54.72	438.17	128.18	970.40	141.29	9,325.12	1,44,313.53

NOTES TO STANDALONE FINANCIAL STATEMENTS**NOTE - 2: PROPERTY, PLANT AND EQUIPMENT (Contd..)**

- A. i) Freehold Land includes ₹1.61 crore (2022: ₹1.61 crore) lying vacant due to title disputes/litigation.
- ii) Out of the Freehold land measuring 1364.01 acres at Mathura and Agra regions, land measuring 50 acres (approx) has been acquired by NHAI as a part of the NH2 widening project for which the determination of value of compensation is pending. Accordingly, the value of land amounting to ₹1.18 crore is continued to be included in Freehold land.
- iii) Freehold Land of 490 acres at Guwahati Refinery includes land parcel of approx. 32.39 acres (Costing ₹0.05 crore) on which public roads, drains etc. have been constructed by PWD, Govt. of Assam.
- iv) Freehold Land includes ₹41.75 crore of compensation paid in respect of land at Panipat Refinery as per District and High court orders of earlier dates, which was later quashed by subsequent High Court order dated 18.12.2019. Since, the process of recovery of compensation already paid, has been stayed by Hon'ble Supreme Court vide order dated 21.09.2020, necessary adjustment shall be made in the cost of the land upon actual recovery, if any.
- B. i) Buildings include ₹0.01 crore (2022: ₹0.01 crore) towards 1605 (2022: 1605) nos. of shares in Co-operative Housing Societies towards membership of such societies for purchase of flats.
- ii) Includes Roads, Bridges etc. (i.e. Assets other than Building) of Gross block amounting to ₹6077.96 crore (2022: ₹5122.57 crore) and net block amounting to ₹3302.68 crore (2022: ₹2834.91 crore).
- C. Depreciation and amortisation for the year includes ₹68.39 crore (2022: ₹19.09 crore) relating to construction period expenses shown in 'Note - 2.2'
- D. Land and Buildings (Including ROU Asset) include ₹899.37 crore (2022: ₹742.19 crore) in respect of which Title/ Lease Deeds are pending for execution or renewal.
- E. During the year, company has provided an impairment loss in the Statement of Profit and Loss under the Head 'Depreciation, Amortisation and Impairment on Tangible Assets' on windmills in Rajasthan of ₹18.94 crore (2022: ₹82.55 crore) considering uncertainty over availment of eligible Renewable Energy Certificates (REC) and retaining tariff of ₹ 3.14/Kwh as per RRECL order dated 05.03.2019.
- F. Hitherto, the estimated residual value of LPG cylinders (other than composite cylinders) and Pressure Regulators was considered as 15% of original cost. Based on realization of scrap value in recent past, the estimated residual value of those assets has been increased from 15% to 25% of original cost effective from April 01, 2022. The impact on account of above change is reduction in depreciation charge by ₹293.08 crore in FY 2022-23 which will be offset over future periods in the Statement of Profit & Loss.
- G. During the year, classification of Retail Visual Identity (RVI) elements has been reviewed and some of the items having gross block of ₹1,213.06 crore classified under Buildings, Plant & Equipment and Office Equipments have been reclassified as 'Furniture and Fixtures'. The impact on account of this change is increase in depreciation charge by ₹ 61.31 crore during FY 2022-23 which will be offset over future periods in the Statement of Profit & Loss.
- H. Railways had claimed transfer of ownership of certain assets provided by the Company at Railway premises which was not accepted in prior years by the Company and the said assets were continued to be part of Plant, Property & Equipment of the Company. Railways, in its latest tender has asserted its position on ownership of these assets and has again maintained status quo in their earlier stand/position during FY 2022-23. Management has accepted Railways' contention in view of the continued business relation. Consequently, assets amounting to ₹81.26 crore (WDV as on 01.04.2022) has been derecognized and charged to loss on sale/disposal of assets during the year.
- I. For further details regarding ROU Assets, refer 'Note - 36'
- J. In accordance with the requirements prescribed under Schedule II to Companies Act, 2013, the Company has adopted useful lives as prescribed in that schedule except in some cases as per point no. 2.4.1 of significant accounting policies (Note-1).

Details of assets given on operating lease included in Property, Plant and Equipment:

Asset Particulars	Gross Block	Accumulated Depreciation & Amortisation	Accumulated Impairment Loss	(₹ in crore)	
				W.D.V. as at 31-03-2023	W.D.V. as at 31-03-2022
Land - Freehold	12.07	-	-	12.07	13.93
ROU Asset (Land - Leasehold)	78.31	9.96	-	68.35	71.19
Buildings	163.83	35.05	-	128.78	135.11
Plant and Equipment	277.37	43.03	-	234.34	253.69
Office Equipment	12.74	7.23	-	5.51	8.01
Furniture	1.47	0.53	-	0.94	1.09
Drainage, Sewage & Water Supply	1.54	0.11	-	1.43	-

NOTES TO STANDALONE FINANCIAL STATEMENTS

NOTE - 2: PROPERTY, PLANT AND EQUIPMENT (Contd..)

Details of Company's share of Jointly Owned Assets included in Property, Plant and Equipment:

(₹ in crore)

Asset Particulars	Name of Joint Owner*	Gross Block	Accumulated Depreciation & Amortisation	Accumulated Impairment Loss	W.D.V. as at 31-03-2023	W.D.V. as at 31-03-2022
Land - Freehold	HPCL, BPCL	1.59	-	-	1.59	1.59
ROU Asset (Land - Leasehold)	BPCL	0.05	-	-	0.05	0.05
Buildings	HPCL, BPCL, Others	57.90	19.68	-	38.22	34.90
Plant and Equipment	HPCL, BPCL, RIL, Others	72.45	26.24	-	46.21	42.06
Office Equipments	BPCL	0.51	0.30	-	0.21	0.21
Railway Sidings	HPCL, BPCL	16.50	7.45	-	9.05	10.60
Drainage, Sewage & Water Supply	HPCL, BPCL, GSFC	0.45	0.09	-	0.36	0.36
Total		149.45	53.76	-	95.69	89.77

* HPCL: Hindustan Petroleum Corporation Ltd., BPCL: Bharat Petroleum Corporation Ltd., GSFC: Gujarat State Fertilizers & Chemicals Ltd., RIL: Reliance Industries Limited

Additions to Gross Block Includes:

(₹ in crore)

Asset Particulars	Exchange Fluctuation		Borrowing Cost	
	2022-23	2021-22	2022-23	2021-22
Buildings	6.37	5.07	32.41	23.65
Plant and Equipment	346.94	247.11	980.66	67.60
Office Equipments	0.14	0.06	0.24	0.04
Furniture & Fixtures	-	-	0.10	0.05
Railway Sidings	-	-	3.76	-
Drainage, Sewage & Water Supply	14.63	11.84	5.15	0.33
Total	368.08	264.08	1,022.32	91.67

Carrying Value of temporarily idle assets/assets retired from active use and not classified as held for sale/immovable assets constructed on short-term leases included in Property, Plant and Equipment:

(₹ in crore)

Asset Particulars	Temporarily Idle		Retired from Active Use and not classified as Held for Sale		Immovable Assets constructed on short-term leases *	
	31-03-2023	31-03-2022	31-03-2023	31-03-2022	31-03-2023	31-03-2022
Land - Freehold	2.35	0.47	0.46	0.46	-	-
Land - Leasehold	0.05	-	-	-	-	-
Buildings	12.72	11.08	3.36	3.35	351.78	342.07
Plant and Equipment	222.42	213.42	130.46	75.28	0.27	0.27
Office Equipments	0.45	0.89	0.06	0.01	-	-
Furniture & Fixtures	0.62	0.28	0.10	0.01	-	-
Railway Sidings	-	-	0.07	0.76	-	-
Total	238.61	226.14	134.51	79.87	352.05	342.34

* Includes leases for which agreement are yet to be entered or due for renewal.

NOTES TO STANDALONE FINANCIAL STATEMENTS

NOTE - 2.1: CAPITAL WORK IN PROGRESS

Current Year

(₹ in crore)

Particulars	Construction Work in Progress - Tangible Assets	Capital Stores	Capital Goods in Transit	Construction Period Expenses pending allocation	Total
	Refer A	Refer B			
Balance as at beginning of the year	33,662.52	5,442.97	545.61	3,293.70	42,944.80
Additions during the year	20,946.10	6,360.32	1,254.67	-	28,561.09
Net expenditure during the year (Note - 2.2)	-	-	-	2,334.84	2,334.84
Transfer to Property, Plant and Equipment (Note 2)	(24,399.50)	-	-	-	(24,399.50)
Transfer to Property, Plant and Equipment - Direct Addition	-	-	(4.12)	-	(4.12)
Transfer to Statement of Profit and Loss	(1.14)	(0.05)	-	-	(1.19)
Other Allocation/Adjustment during the year	4,162.12	(3,312.83)	(670.05)	(2,202.15)	(2,022.91)
	34,370.10	8,490.41	1,126.11	3,426.39	47,413.01
Provision for Capital Losses	(189.58)	(22.30)	-	-	(211.88)
Balance as at end of the year	34,180.52	8,468.11	1,126.11	3,426.39	47,201.13

Previous Year

(₹ in crore)

Particulars	Construction Work in Progress - Tangible Assets	Capital Stores	Capital Goods in Transit	Construction Period Expenses pending allocation	Total
	Refer A	Refer B			
Balance as at beginning of the year	24,652.63	4,371.71	717.56	2,062.70	31,804.60
Additions during the year	15,999.01	3,269.33	572.59	-	19,840.93
Net expenditure during the year (Note - 2.2)	-	-	-	1,514.00	1,514.00
Transfer to Property, Plant and Equipment (Note 2)	(8,293.44)	-	-	-	(8,293.44)
Transfer to Property, Plant and Equipment - Direct Addition	-	-	(10.41)	-	(10.41)
Transfer to Statement of Profit and Loss	(5.57)	-	-	-	(5.57)
Other Allocation/Adjustment during the year	1,309.89	(2,198.07)	(734.13)	(283.00)	(1,905.31)
	33,662.52	5,442.97	545.61	3,293.70	42,944.80
Provision for Capital Losses	(163.81)	(16.39)	-	-	(180.20)
Balance as at end of the year	33,498.71	5,426.58	545.61	3,293.70	42,764.60

A. Includes ₹383.73 crore (2022: ₹329.65 crore) towards Capital Expenditure relating to ongoing Oil & Gas Exploration & Production activities

B. Includes ₹260.05 crore (2022: ₹392.84 crore) towards Stock lying with Contractors

Ageing of Capital Work in Progress

(₹ in crore)

Particulars	Amount of CWIP for a period of				Total
	Less than 1 year	1-2 years	2-3 years	More than 3 years	
Current Year					
i) Projects in Progress	27,085.67	11,922.23	5,147.60	3,079.05	47,234.55
ii) Projects temporarily suspended	0.60	2.35	16.88	158.63	178.46
Total	27,086.27	11,924.58	5,164.48	3,237.68	47,413.01
Previous Year					
i) Projects in Progress	19,057.89	14,269.00	6,559.10	2,881.43	42,767.42
ii) Projects temporarily suspended	1.78	16.97	7.48	151.15	177.38
Total	19,059.67	14,285.97	6,566.58	3,032.58	42,944.80

NOTES TO STANDALONE FINANCIAL STATEMENTS

NOTE - 2.1: CAPITAL WORK IN PROGRESS (Contd..)

Completion schedule of Capital Work in Progress for Projects where completion is overdue or cost has exceeded its original plan

(₹ in crore)

Particulars	To be completed in			
	Less than 1 year	1-2 years	2-3 years	More than 3 years
Current Year				
i) Projects in Progress				
- Fuel Quality Upgradation Project	2,150.23	-	-	-
- Infrastructure development to facilitate import of Grid power	556.93	-	-	-
- 2G Ethanol Plant at Panipat Refinery	595.30	-	-	-
- Ethanol production from PSA Off gas at Panipat Refinery	157.37	-	-	-
- Catalyst Manufacturing Unit at Panipat Refinery	241.43	-	-	-
- NCU Expansion at Panipat Refinery	649.90	-	-	-
- PX/PTA Expansion at Panipat Refinery	628.52	-	-	-
- Infrastructure at Dumad for Koyali Ahmednagar Solapur Pipeline (KASPL)	207.85	-	-	-
- Additional Tankages Project at Paradip Refinery	375.10	-	-	-
- MEG Project at Paradip Refinery	177.34	-	-	-
- Acrylics / Oxo Alcohol Project	2,613.86	-	-	-
- Catalytic Dewaxing Unit	526.37	-	-	-
- Infrastructure for utilization of Natural Gas	129.43	-	-	-
- Installation of Standby SRU Train	171.24	-	-	-
- 30" Haldia-Barauni Crude oil pipeline and conversion of existing 18" Haldia-Barauni section to Product & Gas service	2,617.23	-	-	-
- Ennore Tuticorin Bengaluru Natural Gas Pipeline**	2,219.91	-	-	-
- Koyali Ahmednagar Solapur Pipeline	867.89	-	-	-
- Paradip-Hyderabad Pipeline	767.47	-	-	-
- Replacement of existing Twin 42" Offshore Pipelines at Vadinar along with two existing Pipeline end manifolds and one old Buoy	625.81	-	-	-
- Paradip-Somnathpur-Haldia Pipeline	497.73	-	-	-
- Augmentation of PHDPL and its extension upto Patna and Muzaffarpur	338.82	-	-	-
- Muzaffarpur-Motihari LPG Pipeline	188.75	-	-	-
- Cochin LPG Import facility	662.30	-	-	-
- LPG Import Facility at Paradip	615.00	-	-	-
- Augmentation of Kandla LPG Import Terminal	306.72	-	-	-
- POL Terminal at Atchutapuram	272.85	-	-	-
- TOP at Solapur Depot	256.52	-	-	-
- Vizag Terminal Revamping	50.00	101.48	-	-
- KASO Admin Building, Guest House, Quarters & Transit	124.24	-	-	-
- LPG BP at Kharagpur	103.54	-	-	-
- BK-CBM-2001/1	250.32	-	-	-
- NK-CBM-2001/1	-	-	124.42	-
- Others Projects *	1,897.61	78.87	1.81	3.08
Total	21,843.58	180.35	126.23	3.08
ii) Projects temporarily suspended				
- 80 TPH Petcoke Fired Boiler Project at Guwahati Refinery	-	-	-	120.92
- Others Projects *	16.74	-	-	39.92
Total	16.74	-	-	160.84

* Projects with actual expenditure less than ₹100 crore have been clubbed under Others Projects

** CBR-Trichy Product Pipeline reported during previous year is now considered and reported together as part of ETBPL projects

NOTES TO STANDALONE FINANCIAL STATEMENTS

NOTE - 2.1: CAPITAL WORK IN PROGRESS (Contd..)

Completion schedule of Capital Work in Progress for Projects where completion is overdue or cost has exceeded its original plan

Particulars	(₹ in crore)			
	Less than 1 year	To be completed in		More than 3 years
		1-2 years	2-3 years	
Previous Year				
i) Projects in Progress				
- Fuel Quality Upgradation Project	3,404.73	-	-	-
- Indjet Unit at Barauni Refinery	128.32	-	-	-
- Infrastructure development to facilitate import of Grid power	420.22	-	-	-
- 2G Ethanol Plant at Panipat Refinery	548.44	-	-	-
- Ethanol production from PSA Off gas at Panipat Refinery	539.29	-	-	-
- Catalyst Manufacturing Unit at Panipat Refinery	162.87	-	-	-
- NCU Expansion at Panipat Refinery	878.11	-	-	-
- PX/PTA Expansion at Panipat Refinery	383.95	-	-	-
- Infrastructure at Dumad for Koyali Ahmednagar Solapur Pipeline (KASPL)	292.54	-	-	-
- Additional Tankages Project at Paradip Refinery	201.34	-	-	-
- MEG Project at Paradip Refinery	3,666.69	-	-	-
- CBR-Trichy Product Pipeline**	108.26	-	-	-
- Paradip - Hyderabad Pipeline	2,783.26	-	-	-
- Augmentation of PHDPL and its extension upto Patna and Muzaffarpur	1,488.56	-	-	-
- Koyali - Ahmednagar-Sholapur Pipeline	1,542.71	-	-	-
- Ennore-Thiruvallur-Bengaluru-Puducherry-Nagapattinam-Madurai-Tuticorin Gas Pipeline	3,585.20	-	-	-
- Paradip-Somnathpur-Haldia Pipeline	818.51	-	-	-
- 30" OD Crude Oil Pipeline in H-B section of PHBPL and Conversion of existing 18" twin pipelines in H-B section from crude to Product & Gas service	2,224.08	-	-	-
- LPG Import Facility At Paradip	593.93	-	-	-
- Cochin LPG Import facility	488.02	-	-	-
- Augmentation of Ratlam Terminal Project	252.79	-	-	-
- POL Terminal at Atchutapuram	233.14	-	-	-
- TOP at Solapur Depot	231.92	-	-	-
- Pipeline TOP at Asaur	216.81	-	-	-
- POL Terminal at Motihari	196.40	-	-	-
- Guntakal Railfed Depot	180.20	-	-	-
- Motihari LPG Bottling Plant	168.87	-	-	-
- TOP at Ahemdngar Depot	167.44	-	-	-
- TOP on PHPL at Vijayawada	152.86	-	-	-
- TOP at Manmad Terminal	149.48	-	-	-
- Railhead depot at Silchar (Assam)	123.08	-	-	-
- BK-CBM-2001/1	220.73	-	-	-
- NK-CBM-2001/1	-	109.31	-	-
- Others Projects *	1,885.05	9.84	0.02	-
Total	28,437.80	119.15	0.02	-
ii) Projects temporarily suspended				
- 80 TPH Petcoke Fired Boiler Project at Guwahati Refinery	-	-	-	120.38
- Others Projects *	16.07	0.30	0.47	39.92
Total	16.07	0.30	0.47	160.30

* Projects with actual expenditure less than ₹100 crore have been clubbed under Others Projects

** CBR-Trichy Product Pipeline reported during previous year is now considered and reported together as part of ETBPL projects

NOTES TO STANDALONE FINANCIAL STATEMENTS

Note - 2.2: CONSTRUCTION PERIOD EXPENSES (NET) DURING THE YEAR

(₹ in crore)

Particulars	March 31, 2023	March 31, 2022
Employee Benefit Expenses	408.99	438.84
Repairs and Maintenance	6.29	6.61
Consumption of Stores and Spares	0.02	0.16
Power & Fuel	96.38	7.24
Rent	31.80	13.21
Rates and Taxes	5.63	1.55
Travelling Expenses	47.71	47.53
Communication Expenses	1.69	1.75
Printing and Stationery	1.19	0.87
Electricity and Water Charges	9.97	3.64
Bank Charges	0.04	0.11
Technical Assistance Fees	0.79	3.89
Finance Costs	A 1,470.55	937.45
Depreciation, Amortisation and Impairment on:		
Property, Plant and Equipment	68.39	19.09
Intangible Assets	-	0.11
Start Up/ Trial Run Expenses (Net of revenue)	153.61	0.98
Others	86.57	55.03
Total Expenses	2,389.62	1,538.06
Less : Recoveries	54.78	24.06
Net Expenditure during the year	2,334.84	1,514.00

A. Rate of Specific borrowing eligible for capitalisation is 1.08% to 8.04% (2022: 1.11% to 7.41%)

NOTE - 3: INTANGIBLE ASSETS

Current Year

(₹ in crore)

Particulars	Right of Way	Licenses	Computer Software	Total
GROSS BLOCK				
Gross Block as at April 01, 2022	1,380.17	1,534.24	424.52	3,338.93
Additions during the year	76.85	0.30	32.04	109.19
Transfers from Intangible Assets under Development	-	296.75	35.55	332.30
Disposals/Deductions/Transfers/Reclassifications	-	(5.95)	(0.89)	(6.84)
Gross Block as at March 31, 2023	1,457.02	1,825.34	491.22	3,773.58
AMORTISATION				
Amortisation as at April 01, 2022	23.17	422.93	317.52	763.62
Amortisation during the year	0.47	89.69	77.03	167.19
Disposals/Deductions/Transfers/Reclassifications	-	1.53	2.52	4.05
Amortisation as at March 31, 2023	23.64	514.15	397.07	934.86
Net Block as at March 31, 2023	1,433.38	1,311.19	94.15	2,838.72

Previous Year

(₹ in crore)

Particulars	Right of Way	Licenses	Computer Software	Total
GROSS BLOCK				
Gross Block as at April 01, 2021	1,270.03	1,443.41	371.95	3,085.39
Additions during the year	110.14	13.21	22.22	145.57
Transfers from Intangible Assets under Development	-	86.68	42.44	129.12
Deductions/Transfers/Reclassifications	-	(9.06)	(12.09)	(21.15)
Gross Block as at March 31, 2022	1,380.17	1,534.24	424.52	3,338.93

NOTES TO STANDALONE FINANCIAL STATEMENTS

NOTE - 3: INTANGIBLE ASSETS (Contd..)

Previous Year		(₹ in crore)			
Particulars	Right of Way	Licenses	Computer Software	Total	
AMORTISATION	Amortisation as at April 01, 2021	19.37	328.00	254.22	601.59
	Amortisation during the year	3.80	95.48	75.20	174.48
	Disposals/Deductions/Transfers/ Reclassifications	-	(0.55)	(11.90)	(12.45)
	Amortisation as at March 31, 2022	23.17	422.93	317.52	763.62
	Net Block as at March 31, 2022	1,357.00	1,111.31	107.00	2,575.31

A. Amortisation for the year includes Nil (2022: ₹ 0.11 crore) relating to construction period expenses shown in Note 2.2

B. Net Block of Intangible Assets with indefinite useful life

		(₹ in crore)	
		As at March 31, 2023	As at March 31, 2022
Right of Way		1,430.76	1,353.91
Right of way for laying pipelines are acquired on a perpetual basis.			

C. Details of Company's share of Jointly Owned Assets included in the above:

(₹ in crore)					
Asset Particulars	Name of Joint Owner*	Gross Block	Accumulated Depreciation & Amortisation	W.D.V. as at 31-03-2023	W.D.V. as at 31-03-2022
Computer Software	HPCL, BPCL	1.11	0.98	0.13	0.02
Total		1.11	0.98	0.13	0.02

* HPCL: Hindustan Petroleum Corporation Ltd., BPCL: Bharat Petroleum Corporation Ltd.

NOTE - 3.1: INTANGIBLE ASSETS UNDER DEVELOPMENT

Current Year

		(₹ in crore)
Particulars	Total	
Balance as at beginning of the year	2,134.63	
Net expenditure during the year	598.01	
Transfer to Intangible Assets (Note 3)	(332.30)	
Other Allocation/ Adjustment during the year	(157.62)	
	2,242.72	
Provision for Loss	(453.16)	
Balance as at end of the year	1,789.56	

Previous Year

		(₹ in crore)
Particulars	Total	
Balance as at beginning of the year	1,798.01	
Net expenditure during the year	97.50	
Transfer to Intangible Assets (Note 3)	(129.12)	
Other Allocation/ Adjustment during the year	368.24	
	2,134.63	
Provision for Loss	(453.16)	
Balance as at end of the year	1,681.47	

Intangible assets under development are mainly in the nature of Exploration & Production Blocks and Licences & Computer Softwares. Amount above includes ₹217.57 crore (2022: ₹205.22 crore) towards Capital Expenditure (Net) relating to ongoing Oil & Gas Exploration & Production activities

NOTES TO STANDALONE FINANCIAL STATEMENTS

NOTE - 3.1: INTANGIBLE ASSETS UNDER DEVELOPMENT (Contd..)

Ageing of Intangible Assets under Development

(₹ in crore)

Particulars	Amount of Intangible Assets under Development for a period of				Total
	Less than 1 year	1-2 years	2-3 years	More than 3 years	
Current Year					
i) Projects in Progress	379.54	104.99	192.49	1,086.76	1,763.78
ii) Projects temporarily suspended	-	0.28	11.35	467.31	478.94
Total	379.54	105.27	203.84	1,554.07	2,242.72
Previous Year					
i) Projects in Progress	89.52	523.69	333.17	709.31	1,655.69
ii) Projects temporarily suspended	0.28	11.35	60.82	406.49	478.94
Total	89.80	535.04	393.99	1,115.80	2,134.63

Completion schedule of Intangible Assets under Development for Projects where completion is overdue or cost has exceeded its original plan

(₹ in crore)

Particulars	To be completed in			
	Less than 1 year	1-2 years	2-3 years	More than 3 years
Current Year				
i) Projects in Progress				
- NCU Expansion at Panipat Refinery	48.53			
- Acrlycs/ OXO Alcohol project at Gujarat Refinery	189.18			
- Fuel Quality Upgradation Project	45.96			
- PX/PTA Expansion at Panipat	97.11			
- Catalytic Dewaxing Unit	43.10			
- 2G Ethanol Plant at Panipat	10.14			
- BK-CBM-2001/1	30.86			
- NK-CBM-2001/1			25.25	
- Shakthi Gabon				161.44
- Others *	5.50	61.74	-	-
Total	470.38	61.74	25.25	161.44
ii) Projects temporarily suspended				
- Residue Upgradation Project at Mathura Refinery		-	-	132.21
- Farsi, Iran				126.26
- Others *	-	-	-	220.46
Total	-	-	-	478.93

(₹ in crore)

Particulars	To be completed in			
	Less than 1 year	1-2 years	2-3 years	More than 3 years
Previous Year				
i) Projects in Progress				
- NCU Expansion at Panipat Refinery	107.97			
- Acrlycs/ OXO Alcohol project at Gujarat Refinery		204.70		
- Fuel Quality Upgradation Project	43.84			
- PX/PTA Expansion at Panipat	93.81			
- 2G Ethanol Plant at Panipat	9.84			
- Ethanol production from PSA Off gas at Panipat Refinery	11.99			
- MEG Project	67.20			
- Indjet Unit at Barauni Refinery	3.15			
- Shakthi Gabon			148.77	
- Others *	33.70	25.25	-	-
Total	371.50	229.95	148.77	-
ii) Projects temporarily suspended				
- Residue Upgradation Project at Mathura Refinery				132.21
- Farsi, Iran				126.26
- Others *	-	-	0.28	220.18
Total	-	-	0.28	478.65

* Projects with actual expenditure less than ₹100 crore have been clubbed under Others Projects

NOTES TO STANDALONE FINANCIAL STATEMENTS

NOTE - 4: INVESTMENTS

Particulars	Investment Currency	March 31, 2023			
		Number	Paid Up Value	Investment Value (₹ in crore) (1)	Impairment Loss/Fair Value Adjustment (₹ in crore) (2)
NON-CURRENT INVESTMENTS :					
I In Equity Shares					
A In Subsidiaries (At Cost):					
Quoted:					
Chennai Petroleum Corporation Limited	Indian Rupees	77265200	10	509.33	-
Lanka IOC PLC (Quoted in Colombo Stock Exchange, Sri Lanka)	Sri Lankan Rupees	400000005	10	194.13	-
Unquoted:					
Indian Oil Mauritius Limited	Mauritian Rupees	4882043	100	75.67	-
IOC Middle East FZE	Arab Emirates Dirham	5	5,00,000	2.30	-
IOC Sweden AB (Refer Note C.4)	Euro	5256111	2.28	388.47	(333.47)
IOCL (USA) Inc.	USD	5763538921	0.01	336.32	(154.54)
IndOil Global B.V.	Canadian Dollars	1131302435	1	7,840.35	(1,909.51)
IOCL Singapore PTE Ltd	USD	1329991988	1	9,005.34	-
Sub-Total: (I)(A)				18351.91	(2397.52)
B In Associates (At Cost):					
Quoted:					
Petronet LNG Limited	Indian Rupees	187500000	10	98.75	-
Unquoted:					
Avi-Oil India Private Limited	Indian Rupees	4500000	10	4.50	-
Petronet India Limited (under liquidation)	Indian Rupees	18000000	0.10	0.18	-
Petronet VK Limited	Indian Rupees	50000000	10	26.02	(26.00)
Sub-Total: (I)(B)				129.45	(26.00)
C In Joint Ventures (At Cost):					
Unquoted:					
IndianOil Adani Ventures Limited (Formerly known as Indian Oiltanking Limited)	Indian Rupees	494828289	10	723.98	-
Lubrizol India Private Limited	Indian Rupees	499200	100	61.71	-
Indian Oil Petronas Private Limited	Indian Rupees	134000000	10	134.00	-
Petronet CI Limited (under liquidation)	Indian Rupees	3744000	10	3.83	(3.83)
Green Gas Limited	Indian Rupees	23047250	10	23.09	-
IndianOil SkyTanking Private Limited	Indian Rupees	25950000	10	73.28	-
Suntera Nigeria 205 Limited	Naira	2500000	1	0.05	(0.05)
Delhi Aviation Fuel Facility Private Limited	Indian Rupees	60680000	10	60.68	-
Indian Synthetic Rubbers Private Limited	Indian Rupees	222861375	10	222.86	-
NPCIL-IndianOil Nuclear Energy Corporation Limited	Indian Rupees	260000	10	0.26	-
GSPL India Gasnet Limited	Indian Rupees	491925030	10	491.93	-
GSPL India Transco Limited	Indian Rupees	157820000	10	157.82	(33.29)
Indian Oil Adani Gas Private Limited	Indian Rupees	653365000	10	653.37	-
Mumbai Aviation Fuel Farm Facility Private Limited	Indian Rupees	52918750	10	52.92	-
Kochi Salem Pipeline Private Limited	Indian Rupees	550000000	10	550.00	-
IndianOil LNG Private Limited ^a	Indian Rupees	4500	10	-	-
Hindustan Urvarak and Rasayan Limited	Indian Rupees	2295955000	10	2,295.96	-
Ratnagiri Refineries & Petrochemicals Limited	Indian Rupees	100000000	10	100.00	-

March 31, 2023	March 31, 2022					
	Carrying Value	Number	Paid Up Value	Investment Value	Impairment Loss/Fair Value Adjustment	Carrying Value
(₹ in crore)				(₹ in crore)	(₹ in crore)	(₹ in crore)
(1+2)				(1)	(2)	(1+2)
509.33	77265200	10	509.33	-	509.33	
194.13	400000005	10	194.13	-	194.13	
75.67	4882043	100	75.67	-	75.67	
2.30	2	10,00,000	2.30	-	2.30	
55.00	5256111	11.19	388.47	(290.33)	98.14	
181.78	5763538921	0.01	336.32	(154.54)	181.78	
5,930.84	1131302435	1	7,840.35	(1,909.51)	5,930.84	
9,005.34	1329991988	1	9,005.34	-	9,005.34	
15,954.39			18,351.91	(2,354.38)	15,997.53	
98.75	187500000	10	98.75	-	98.75	
4.50	4500000	10	4.50	-	4.50	
0.18	18000000	0.10	0.18	-	0.18	
0.02	50000000	10	26.02	(26.00)	0.02	
103.45			129.45	(26.00)	103.45	
723.98	494828289	10	723.98	-	723.98	
61.71	499200	100	61.71	-	61.71	
134.00	134000000	10	134.00	-	134.00	
-	3744000	10	3.83	(3.83)	-	
23.09	23047250	10	23.09	-	23.09	
73.28	25950000	10	73.28	-	73.28	
-	2500000	1	0.05	-	0.05	
60.68	60680000	10	60.68	-	60.68	
222.86	222861375	10	222.86	-	222.86	
0.26	260000	10	0.26	-	0.26	
491.93	491925030	10	491.93	-	491.93	
124.53	157820000	10	157.82	(33.29)	124.53	
653.37	631190000	10	631.19	-	631.19	
52.92	52918750	10	52.92	-	52.92	
550.00	275000000	10	275.00	-	275.00	
-	4500	10	-	-	-	
2,295.96	1629415000	10	1,629.42	-	1,629.42	
100.00	100000000	10	100.00	-	100.00	

NOTES TO STANDALONE FINANCIAL STATEMENTS

NOTE - 4: INVESTMENTS (Contd..)

Particulars	Investment Currency	March 31, 2023			
		Number	Paid Up Value	Investment Value (₹ in crore) (1)	Impairment Loss/Fair Value Adjustment (₹ in crore) (2)
Indradhanush Gas Grid Limited	Indian Rupees	198000000	10	201.00	-
IHB Limited	Indian Rupees	1529000000	10	1,529.00	-
IndianOil Total Private Limited	Indian Rupees	225000000	10	22.50	-
IOC Phinergy Private Limited	Indian Rupees	1717500	10	1.72	-
Paradeep Plastic Park Limited	Indian Rupees	32720000	10	32.72	-
Sub-Total: (I)(C)				7,392.68	(37.17)
Total Investments in Subsidiaries, Associates & Joint Ventures [(I)(A)+(I)(B)+(I)(C)]				25,874.04	(2,460.69)
D In Others					
Investments designated at fair value through OCI:					
Quoted:					
Oil and Natural Gas Corporation Limited	Indian Rupees	986885142	5	1,780.12	13,126.78
GAIL (India) Limited	Indian Rupees	163358190	10	122.52	1,595.19
Oil India Limited	Indian Rupees	53501100	10	1,123.52	222.83
Unquoted:					
International Cooperative Petroleum Association, New York	USD	350	100	0.02	-
Haldia Petrochemical Limited	Indian Rupees	150000000	10	150.00	818.85
Indian Gas Exchange Limited	Indian Rupees	3693750	10	3.69	8.81
Vasitars Private Limited	Indian Rupees	1470	10	0.77	-
Vadodara Enviro Channel Limited ^b (Formerly known as Effluent Channel Projects Limited)	Indian Rupees	7151	10	-	-
Shama Forge Co. Limited ^c (under liquidation)	Indian Rupees	100000	10	-	-
In Consumer Cooperative Societies:					
Barauni ^d	Indian Rupees	250	10	-	-
Guwahati ^e	Indian Rupees	750	10	-	-
Mathura ^f	Indian Rupees	200	10	-	-
Haldia ^g	Indian Rupees	2190	10	-	-
In Indian Oil Cooperative Consumer Stores Limited, Delhi ^h	Indian Rupees	375	10	-	-
Sub-Total: (I)(D)				3,180.64	15,772.46
Sub-Total: (I) = [(I)(A)+(I)(B)+(I)(C)+(I)(D)]				29,054.68	13,311.77
II In Preference Shares					
Investments at fair value through profit and loss					
A In Subsidiary Companies:					
Unquoted:					
Chennai Petroleum Corporation Limited	Indian Rupees	500000000	10	500.00	(42.99)
6.65% Cum. Redeemable Non Convertible Preference Shares					
Sub-Total: (II)(A)				500.00	(42.99)
B In Others					
Unquoted:					
Shama Forge Co. Limited ⁱ (under liquidation)	Indian Rupees	5000	100	-	-
9.5% Cumulative Redeemable Preference Shares					
Sub-Total: (II)(B)				-	-

March 31, 2023	March 31, 2022					
	Carrying Value	Number	Paid Up Value	Investment Value	Impairment Loss/Fair Value Adjustment	Carrying Value
(₹ in crore)				(₹ in crore)	(₹ in crore)	(₹ in crore)
(1+2)				(1)	(2)	(1+2)
201.00	85000000	10	85.00	-	85.00	
1,529.00	1029000000	10	1,029.00	-	1,029.00	
22.50	15000000	10	15.00	-	15.00	
1.72	562500	10	0.56	-	0.56	
32.72	32720000	10	32.72	-	32.72	
7,355.51			5,804.30	(37.12)	5,767.18	
23,413.35			24,285.66	(2,417.50)	21,868.16	
14,906.90	986885142	5	1,780.12	14,394.93	16,175.05	
1,717.71	108905460	10	122.52	1,572.59	1,695.11	
1,346.35	53501100	10	1,123.52	151.94	1,275.46	
0.02	350	100	0.02	-	0.02	
968.85	150000000	10	150.00	770.25	920.25	
12.50	3693750	10	3.69	2.16	5.85	
0.77	-	-	-	-	-	
-	7151	10	-	-	-	
-	100000	10	-	-	-	
-	250	10	-	-	-	
-	750	10	-	-	-	
-	200	10	-	-	-	
-	2190	10	-	-	-	
-	375	10	-	-	-	
18,953.10			3,179.87	16,891.87	20,071.74	
42,366.45			27,465.53	14,474.37	41,939.90	
457.01	500000000	10	500.00	99.33	599.33	
457.01			500.00	99.33	599.33	
-	5000	100	-	-	-	
-			-	-	-	

NOTES TO STANDALONE FINANCIAL STATEMENTS

NOTE - 4: INVESTMENTS (Contd..)

Particulars	Investment Currency	March 31, 2023			
		Number	Paid Up Value	Investment Value (₹ in crore) (1)	Impairment Loss/Fair Value Adjustment (₹ in crore) (2)
III In Government Securities					
Investments at fair value through OCI					
Quoted: (Refer Note C)					
Oil Marketing Companies GOI Special Bonds	Indian Rupees	-	-	-	-
9.15% Govt Stock 2024	Indian Rupees	206000	10,000	234.70	(15.51)
7.35% Govt. Stock 2024	Indian Rupees	695000	10,000	704.04	5.52
Sub-Total: (III)				938.74	(9.99)
IV In Debentures or Bonds					
Investments at fair value through profit and loss					
Unquoted:					
IndianOil LNG Private Limited	Indian Rupees	36650	10,00,000	3,665.00	(59.64)
7.45% Fully and Compulsorily Convertible Debentures					
Sub-Total: (IV)				3,665.00	(59.64)
Total Other Investments [(I)(D)+(II)+(III)+(IV)]				8,284.38	15,659.84
Total Non Current Investments (I+II+III+IV)				34,158.42	13,199.15
CURRENT INVESTMENTS:					
I In Government Securities (at fair value through OCI)					
Quoted:					
Oil Marketing Companies GOI Special Bonds (Refer Note B)	Indian Rupees	8183020	10,000	8,183.02	112.46
9.15% Govt Stock 2024	Indian Rupees	1754000	10,000	2,008.21	(141.99)
Total Current Investments				10,191.23	(29.53)

March 31, 2023	March 31, 2022				
	Carrying Value (₹ in crore) (1+2)	Number	Paid Up Value	Investment Value (₹ in crore) (1)	Impairment Loss/Fair Value Adjustment (₹ in crore) (2)
-	2977930	10,000	2,977.93	108.94	3,086.87
219.19	6000	10,000	6.84	(0.10)	6.74
709.56	695000	10,000	704.04	34.20	738.24
928.75			3,688.81	143.04	3,831.85
3,605.36	36650	10,00,000	3,665.00	(14.26)	3,650.74
3,605.36			3,665.00	(14.26)	3,650.74
23,944.22			11,033.68	17,119.98	28,153.66
47,357.57			35,319.34	14,702.48	50,021.82
8,295.48	5205090	10,000	5,205.09	365.89	5,570.98
1,866.22	1954000	10,000	2,236.07	(42.23)	2,193.84
10,161.70			7,441.16	323.66	7,764.82

NOTES TO STANDALONE FINANCIAL STATEMENTS**NOTE - 4: INVESTMENTS (Contd..)**

Particulars	(₹ in crore)	
	March 31, 2023	March 31, 2022
Aggregate carrying value of quoted investments	29,863.62	31,544.50
Aggregate market value of quoted investments	36,912.40	35,683.37
Aggregate carrying value of unquoted investments	27,655.65	26,242.14
Aggregate amount of impairment in value of investments	2,460.69	2,417.50

Followings are not reflected above due to rounding off:-

Particulars	(Amount in ₹)	
	March 31, 2023	March 31, 2022
a IndianOil LNG Private Limited	45,000	45,000
b Vadodara Enviro Channel Limited	10	10
c Shama Forge Co. Limited	100	100
d Barauni Consumer Cooperative Societies	2,500	2,500
e Guwahati Consumer Cooperative Societies	2,500	2,500
f Mathura Consumer Cooperative Societies	2,000	2,000
g Haldia Consumer Cooperative Societies	16,630	16,630
h Indian Oil Cooperative Consumer Stores Limited, Delhi	3,750	3,750
i Shama Forge Co. Limited	100	100

Note: A During the year New investments as well as additional investments were made, as per details below :

Name of the Entity	Number of shares	(₹ in crore)
		Amount
Unquoted Investment:		
Investment in Equity Shares:		
IndianOil Adani Gas Private Limited	22175000	22.18
Kochi Salem Pipelines Private Limited*	275000000	275.00
Hindustan Urvarak and Rasayan Limited	666540000	666.54
Inradhanush Gas Grid Limited*	113000000	113.00
IHB Limited*	500000000	500.00
IndianOil Total Private Limited	7500000	7.50
IOC Phinergy Private Limited	1155000	1.16
Vasitars Private Limited	1470	0.77
Deemed Investment (in lieu of financial guarantee given):		
Inradhanush Gas Grid Limited	-	3.00

*Includes shares issued during the year against advances for investments given in the previous years to Kochi Salem Pipelines Private Limited of ₹195.00 crore, Inradhanush Gas Grid Limited of ₹83.00 crore and IHB Limited of ₹500.00 crore.

Note: B Investment in Oil Marketing Companies GOI Special Bonds consists of: (₹ in crore)

Nature of Bond	March 31, 2023			
	No. of Bonds	Face Value	Investment Value	Carrying Value
		Amount	Amount	Amount
Current investment:				
8.20% GOI Special Bonds 2023	1453510	1,453.51	1,453.51	1,509.05
8.20% GOI Special Bonds 2024	3105060	3,105.06	3,105.06	3,153.64
7.95% GOI Special Bonds 2025	457250	457.25	457.25	469.00
8.00% GOI Special Bonds 2026	189270	189.27	189.27	192.58
6.90% GOI Special Bonds 2026	2977930	2,977.93	2,977.93	2,971.21
Total Current Investments	8183020	8,183.02	8,183.02	8,295.48

Note: C - Other Disclosures

- During the year, Oil Marketing Companies 6.90% Special Bonds of investment value of ₹ 2977.93 crore is reclassified from Non Current Investment to Current Investment and 9.15% Govt Stock of investment value of ₹ 227.86 crore is reclassified from Current Investment to Non Current investment.

NOTES TO STANDALONE FINANCIAL STATEMENTS

NOTE - 4: INVESTMENTS (Contd..)

- 2 Following Government Securities pledged in favour of Clearing Corporation of India Ltd. (CCIL) for Loans through Tri-party Repo Segment (TREPS) of CCIL have been classified as Non Current.

Particulars	March 31, 2023			March 31, 2022		
	Face Value	Investment Value	Carrying Value	Face Value	Investment Value	Carrying Value
9.15% Govt. Stock 2024	206.00	234.70	219.19	6.00	6.84	6.74
7.35% Govt. Stock 2024	695.00	704.04	709.56	695.00	704.04	738.24
Oil Marketing Companies GOI Special Bonds	-	-	-	2,977.93	2,977.93	3,086.87

- 3 Out of Oil Marketing Companies 8.20% GOI Special Bonds 2024 classified as Current Investment, bonds of Investment value ₹ 1500 crore (Carrying value ₹ 1560.51 crore) has been used as collateral against availment of overnight borrowings through CROMS platform of CCIL.
- 4 During the current financial year, IOC Sweden AB had undertaken reduction of share capital by reducing the face value of its shares to offset its accumulated losses in accordance with the applicable laws and regulations and the same has been accounted through impairment. Consequent to capital reduction, the face value of its shares has been reduced from Euro 11.19 to Euro 2.28 per share.

NOTE - 5: LOANS

(At amortised cost unless otherwise stated)

(₹ in crore)

Particulars	Non Current		Current	
	March 31, 2023	March 31, 2022	March 31, 2023	March 31, 2022
Loans				
To Related Parties				
Secured, Considered Good	0.02	0.05	0.01	0.02
Unsecured, Considered Good	15.00	156.07	0.40	0.46
Credit Impaired	110.90	110.90	-	0.60
	125.92	267.02	0.41	1.08
Less : Allowance for Doubtful Loans	110.90	110.90	-	0.60
	15.02	156.12	0.41	0.48
To Others				
Secured, Considered Good	1,006.52	844.76	123.16	114.28
Unsecured, Considered Good	1,365.73	1,405.24	268.01	354.99
Which have significant increase in Credit Risk	105.25	132.32	22.89	21.34
Credit Impaired	383.71	247.79	201.59	197.32
	2,861.21	2,630.11	615.65	687.93
Less: Allowance for Doubtful Loans	686.40	522.31	249.19	248.46
	2,174.81	2,107.80	366.46	439.47
Total	2,189.83	2,263.92	366.87	439.95
A. Includes:				
1. Due from Directors	0.02	0.10	0.04	0.11
2. Due from Other Officers	5.05	4.18	2.36	2.25
B. Includes Loan to 'Suntera Nigeria 205 Limited' valued at fair value through Profit or Loss which is valued at NIL (2022: ₹141.02 crore)				
C. Includes provision as per Expected Credit Loss model and applying experience factor on loans considered good and those which have significant increase in Credit Risk	302.69	274.52	47.60	51.14

NOTES TO STANDALONE FINANCIAL STATEMENTS

NOTE - 6: OTHER FINANCIAL ASSETS

(Unsecured, Considered Good at amortised cost unless otherwise stated)

Particulars	(₹ in crore)			
	Non Current		Current	
	March 31, 2023	March 31, 2022	March 31, 2023	March 31, 2022
Security Deposits				
To Related Parties				
Unsecured, Considered Good	-	-	4.10	-
To Others				
Secured, Considered Good	0.11	0.10	-	-
Unsecured, Considered Good	230.24	190.51	227.61	277.44
Credit Impaired	-	-	1.36	1.42
	230.35	190.61	233.07	278.86
Less: Allowance for Doubtful Deposits	-	-	1.36	1.42
	230.35	190.61	231.71	277.44
Advances for Investments in Joint Ventures A	10.65	778.00		
Amount Recoverable from Central/State Government	-	-	825.47	421.83
Finance Lease Receivables	0.01	0.83	0.73	2.51
Derivative Instruments at Fair Value	-	-	218.12	76.72
Advance to Employee Benefits Trusts/Funds	-	-	543.04	151.83
Bank Deposits (with original maturity of more than 12 months) B	1.74	1.44	0.63	0.42
Receivables on Agency Sales	-	-	2,202.38	1,884.09
Claims Recoverable:				
From Related Parties				
Unsecured, Considered Good	-	-	54.52	54.67
Credit Impaired	-	-	4.24	4.26
	-	-	58.76	58.93
From Others				
Unsecured, Considered Good	-	-	383.77	172.31
Credit Impaired	-	-	180.47	194.23
	-	-	564.24	366.54
Less : Provision for Doubtful Claims	-	-	184.71	198.49
	-	-	438.29	226.98
Others:				
Unsecured, Considered Good	9.23	18.59	333.95	334.11
Credit Impaired	-	-	18.21	14.92
	9.23	18.59	352.16	349.03
Less: Allowance for Doubtful Asset	-	-	18.21	14.92
	9.23	18.59	333.95	334.11
Total	251.98	989.47	4,794.32	3,375.93

A. Represents equity share application money pending allotment. The allotment of equity shares is expected to be made as per Companies Act, 2013.

B. Earmarked in favour of Statutory Authorities/provided as Security to participate in Tender.

NOTES TO STANDALONE FINANCIAL STATEMENTS

NOTE - 7: INCOME TAX/ CURRENT TAX ASSET/ (LIABILITY) - NET

(₹ in crore)

Particulars	Non Current		Current	
	March 31, 2023	March 31, 2022	March 31, 2023	March 31, 2022
Income Tax/Current Tax Asset/ (Liability) - Net				
Advance payments for Current Tax	14,335.91	8,031.90	10.61	6,164.97
Less : Provisions	12,488.95	5,283.84	-	6,776.36
Total	1,846.96	2,748.06	10.61	(611.39)
Includes amount relating to Fringe Benefit Tax	3.39	3.39	2.04	2.04

NOTE - 8: OTHER ASSETS (NON FINANCIAL)

(Unsecured, Considered Good unless otherwise stated)

(₹ in crore)

Particulars	Non Current		Current	
	March 31, 2023	March 31, 2022	March 31, 2023	March 31, 2022
Advances for Capital Expenditure				
To Others				
Secured, Considered Good	8.38	15.21		
Unsecured, Considered Good	1,623.36	1,337.02		
Unsecured, Considered Doubtful	9.32	9.33		
	1,641.06	1,361.56		
Less: Provision for Doubtful Advances	9.32	9.33		
	1,631.74	1,352.23		
Advances Recoverable				
From Related Parties				
Unsecured, Considered Good	1,231.80	1,024.35	22.55	22.61
From Others				
Unsecured, Considered Good	176.07	284.60	2,927.99	2,093.09
Unsecured, Considered Doubtful	-	-	4.88	4.57
	176.07	284.60	2,932.87	2,097.66
Less: Provision for Doubtful Advances	-	-	4.88	4.57
	176.07	284.60	2,927.99	2,093.09
	1,407.87	1,308.95	2,950.54	2,115.70
Claims Recoverable:	A			
From Others				
Unsecured, Considered Good	-	-	516.15	419.34
Unsecured, Considered Doubtful	-	-	25.13	34.14
	-	-	541.28	453.48
Less : Provision for Doubtful Claims	-	-	25.13	34.14
	-	-	516.15	419.34
Balance/Deposits with Government Authorities				
Unsecured, Considered Good	-	-	448.26	488.46
Gold/Other Precious Metals				
Less: Provision for Diminution in value	-	-	84.93	98.41
	-	-	9.68	5.67
	-	-	75.25	92.74
Deferred Expenses	969.73	975.68	96.63	115.45
Prepaid Rentals	35.64	22.24	79.99	19.63
Pre-Spent Corporate Social Responsibility Expenses (Refer Note - 45)	-	-	6.48	93.52
Total	4,044.98	3,659.10	4,173.30	3,344.84
A. Includes:				
1. GST/Customs/Excise Duty/DEPB/Duty Drawback Claims which are in the process of being claimed with the Department.	-	-	55.15	21.93
2. Claims recoverable from Customs Authorities pending for final assessment/settlement.	-	-	13.01	26.20

NOTES TO STANDALONE FINANCIAL STATEMENTS

NOTE - 9: INVENTORIES

Particulars	(₹ in crore)	
	March 31, 2023	March 31, 2022
In Hand :		
Raw Materials	27,792.70	26,628.70
Stock in Process	10,052.40	9,746.98
Finished Products	39,990.77	36,457.94
Stock in Trade	9,734.15	7,596.60
Stores, Spares etc.	5,571.20	4,771.87
Less : Provision for Losses	233.77	214.28
	5,337.43	4,557.59
Barrels and Tins	109.81	122.45
	93,017.26	85,110.26
In Transit :		
Raw Materials	15,401.13	13,733.22
Finished Products	1,298.75	1,387.46
Stock in Trade	3,870.30	2,692.78
Stores, Spares etc.	265.97	283.22
	20,836.15	18,096.68
Total	113,853.41	103,206.94
Stock in Hand includes stock lying with others-		
Raw Materials	8.67	3.02
Finished Products	2,994.62	2,314.13
Stock in Trade	1,466.25	1,389.94
Stores, Spares etc.	10.44	18.48
Barrels and Tins	0.72	1.42
Amount of write down of inventories carried at NRV and recognised as expense.	248.21	1,364.42

Valuation of inventories are done as per point no. 7 of significant accounting policies (Note-1).

For hypothecation details refer Note-21.

NOTE - 10: TRADE RECEIVABLES

(At amortised cost)

Particulars	(₹ in crore)	
	March 31, 2023	March 31, 2022
From Related Parties		
Unsecured, Considered Good	593.10	468.43
Credit Impaired	9.55	7.29
	602.65	475.72
From Others		
Secured Considered Good	12.45	15.43
Unsecured, Considered Good	14,780.65	17,885.55
Which have significant increase in Credit Risk	506.74	-
Credit Impaired	139.68	155.67
	15,439.52	18,056.65
Total	16,042.17	18,532.37
Less : Allowance for Doubtful Debts	502.27	395.80
	15,539.90	18,136.57
A. Includes provision as per Expected Credit Loss method in line with accounting policy on good and those which have significant increase in credit risk	353.04	232.84
B. The Company had an outstanding receivable of ₹506.74 crore as on 31 st March 2023 from an airline company which has filed for corporate insolvency resolution process after the balance sheet date. Considering the bank guarantees furnished by them, which have subsequently been encashed, an amount of ₹48.20 crore has been provided as expected credit loss as on 31 st March 2023.		

NOTES TO STANDALONE FINANCIAL STATEMENTS

NOTE - 10: TRADE RECEIVABLES (Contd..)

Ageing of Trade Receivables

(₹ in crore)

Particulars	Unbilled	Not Due	Outstanding for following periods from due date of payment					Total
			Less than 6 months	6 months-1 year	1-2 years	2-3 years	More than 3 years	
Current Year								
i) Undisputed Trade Receivables – considered good	163.47	6,819.06	6,783.79	795.88	449.31	81.36	43.46	15,136.33
ii) Undisputed Trade Receivables – which have significant increase in credit risk	-	506.74	-	-	-	-	-	506.74
iii) Undisputed Trade Receivables – credit impaired	-	-	-	-	0.19	0.59	58.35	59.13
iv) Disputed Trade Receivables – considered good	2.96	16.44	14.21	21.30	45.05	41.47	108.44	249.87
v) Disputed Trade Receivables – credit impaired	-	-	-	-	0.02	0.43	89.65	90.10
Total	166.43	7,342.24	6,798.00	817.18	494.57	123.85	299.90	16,042.17
Previous Year								
i) Undisputed Trade Receivables – considered good	75.76	10,860.58	5,174.01	1,390.33	280.04	271.31	37.86	18,089.89
ii) Undisputed Trade Receivables – credit impaired	-	-	-	-	0.61	0.13	55.48	56.22
iii) Disputed Trade Receivables – considered good	4.31	4.78	69.54	40.87	70.29	16.78	72.95	279.52
iv) Disputed Trade Receivables – credit impaired	-	-	-	-	0.37	0.19	106.18	106.74
Total	80.07	10,865.36	5,243.55	1,431.20	351.31	288.41	272.47	18,532.37

NOTE - 11: CASH AND CASH EQUIVALENTS

(₹ in crore)

Particulars	March 31, 2023	March 31, 2022
Bank Balances with Scheduled Banks :		
In Current Account	354.15	693.09
In Fixed Deposit - Maturity within 3 months	0.47	0.80
	354.62	693.89
Bank Balances with Non-Scheduled Banks	2.74	4.07
Cheques, Drafts in hand	5.41	11.46
Cash in Hand, Including Imprest	0.55	0.49
Total	363.32	709.91

NOTE - 12: BANK BALANCES OTHER THAN ABOVE

(₹ in crore)

Particulars	March 31, 2023	March 31, 2022	
Fixed Deposits	A	12.98	21.76
Earmarked Balances	B	396.10	149.96
Blocked Account	C	-	0.74
Other Bank Balances	D	0.61	0.61
Total		409.69	173.07
A) Includes Fixed Deposits earmarked in favour of Statutory Authorities		12.98	13.09
B) Pertains to			
- Unpaid Dividend		42.60	46.66
- Fractional Share Warrants		0.03	0.03
- Amount received from PM CARES Fund for procurement of Liquid Oxygen Equipment (pending adjustment of claim amounting to ₹41.50 crore shown as receivable from Government authorities in Note 8).		98.62	103.27
- Grant received from Ministry of Heavy Industries for establishing EVCS at ROs (Including Interest of ₹0.05 crore (net of TDS) earned payable to government)		254.85	-
C) There existed restrictions on banking transactions in Libya due to political unrest.			
D) There exists restrictions on repatriation/utilisation of these balances.			

NOTES TO STANDALONE FINANCIAL STATEMENTS

NOTE-13: ASSETS HELD FOR SALE

		(₹ in crore)	
Particulars		March 31, 2023	March 31, 2022
Freehold land	A	0.64	0.64
Building		0.07	0.07
Plant and Equipment		44.46	98.80
Office Equipment	B	0.08	0.19
Transport Equipment		0.31	-
Furniture and Fixtures		-	0.01
Total		45.56	99.71
Disposal Group: Narimanam Marketing Terminal			
Freehold land	C	4.96	4.96
Building		12.97	12.97
Plant and Equipment		52.00	52.00
Office Equipment		0.05	0.05
Total		69.98	69.98
Investment in Equity Shares	D	-	0.10
Total Asset held for sale		115.54	169.79

- A. The Company has surplus land at various locations such as LPG Plant, Depots and ROs etc. which is under the process of disposal. The management intends to sell the land. No impairment was recognised on reclassification of land as held for sale as the Company expects that the fair value (estimated based on the recent market prices of similar properties in similar locations) less costs to sell is higher than the carrying amount.
- B. Includes non-current assets retired from active use earlier used in various segments and held for disposal through tendering process within a year.
- C. Cauvery Basin Refinery and Petrochemicals Limited (CBRPL) has been incorporated on 6th January 2023 as a Joint Venture of Indian Oil and Chennai Petroleum Corporation Limited each holding 25% equity and balance by seed equity investors, for construction of new 9 MMTPA refinery at Cauvery Basin Nagapattinam. The JV would be operational upon receipt of approval by Cabinet Committee on Economic Affairs (CCEA) for equity investment in the CBR project by CPCL. The transfer of assets of the Company's terminal will be taken up thereafter. Accordingly, the land and other facilities held by the Company at Narimanam Marketing Terminal which are to be transferred to the new Joint Venture, are classified under Disposal Group.
- D. During the year the company has disposed of the investment in 101095 Equity shares of Woodlands Multispeciality Hospital Limited which was classified in the previous year as asset held for sale.

During the year the company has reclassified Assets Held for sale amounting to ₹ 0.04 crore (2022: ₹ 72.99 crore) as Property, Plant and Equipment/ Other Assets based on the plan for disposal of assets.

During the year, the company has recognized impairment loss of ₹ 10.28 crore (2022: ₹ 17.88 crore) on write-down of asset to fair value less costs to sell and the same has been shown in Provision/loss on Other Assets sold or written off under 'Other Expenses' in the Statement of Profit and Loss.

NOTE - 14: EQUITY SHARE CAPITAL

		(₹ in crore)	
Particulars		March 31, 2023	March 31, 2022
Authorized:			
15,00,00,00,000 Equity Shares of ₹ 10 each		15,000.00	15,000.00
Issued Subscribed and Paid Up:			
14,12,12,38,383 (2022: 9,41,41,58,922) Equity Shares of ₹ 10 each fully paid up		14,121.24	9,414.16
Less: Equity Shares held under IOC Shares Trust		349.68	233.12
34,96,77,684 (2022: 23,31,18,456) Equity Shares of ₹ 10 each fully paid up		13,771.56	9,181.04
Total		13,771.56	9,181.04

NOTES TO STANDALONE FINANCIAL STATEMENTS

NOTE - 14: EQUITY SHARE CAPITAL (Contd..)

(₹ in crore)

Particulars	March 31, 2023	March 31, 2022
A. Reconciliation of No. of Equity Shares		
Opening Balance	9,41,41,58,922	9,41,41,58,922
Shares Issued (Bonus Shares)	4,70,70,79,461	-
Closing Balance	14,12,12,38,383	9,41,41,58,922

B. Terms/ Rights attached to Equity Shares

The Company has only one class of equity shares having par value of ₹ 10 each and is entitled to one vote per share. In the event of liquidation of the company, the holders of equity shares will be entitled to receive the remaining assets of the Company in proportion to the number of equity shares held.

IOC Shares Trust (Shareholder) has waived its right to receive the dividend w.e.f. 02.03.2020.

C. Details of shareholders holding more than 5% shares

Name of Shareholder	March 31, 2023		March 31, 2022	
	Number of shares held	Percentage of Holding	Number of shares held	Percentage of Holding
The President of India	7,27,21,99,767	51.50	4,84,81,33,178	51.50
Oil and Natural Gas Corporation Limited	2,00,58,22,884	14.20	1,33,72,15,256	14.20
Life Insurance Corporation of India Limited	1,18,92,20,484	8.42	74,92,64,496	7.96
Oil India Limited	72,83,85,744	5.16	48,55,90,496	5.16

D. For the period of preceding five years as on the Balance Sheet date, the:

(a) Aggregate number and class of shares allotted as fully paid up pursuant to contract(s) without payment being received in cash	Nil
(b) Aggregate number of shares allotted as fully paid up by way of bonus shares - During FY 2022-23 (July 2022) in ratio of 1:2	4,70,70,79,461
(c) Aggregate number and class of shares bought back - During FY 2018-19 (February 2019)	29,76,51,006

E. Details regarding shareholding of Promoters as at March 31, 2023

Promoter Name	At the beginning of the year		At the end of the year		% Change during the year
	Number of shares	% of Total shares	Number of shares	% of Total shares	
The President of India	4,84,81,33,178	51.50	7,27,21,99,767	51.50	-

NOTE - 15: OTHER EQUITY

(₹ in crore)

Particulars	March 31, 2023	March 31, 2022
Retained Earnings		
General Reserve:		
Opening Balance	1,02,478.89	87,160.21
Add: Remeasurement of Defined Benefit Plans	(69.68)	(576.19)
Add: Transfer from Bond Redemption Reserve	768.59	1,370.85
Less: Utilized for Issue of Bonus shares [including expenses (net of tax)] A	4,294.42	-
Add: Transfer from Items not reclassified to Profit or Loss	9.88	-
Add: Appropriation from Surplus	-	14,524.02
	98,893.26	1,02,478.89

NOTES TO STANDALONE FINANCIAL STATEMENTS

Note - 15: OTHER EQUITY (Contd..)

Particulars	(₹ in crore)	
	March 31, 2023	March 31, 2022
Surplus (Balance in Statement of Profit and Loss)		
Profit for the Year	8,241.82	24,184.10
Less: Appropriations		
Interim Dividend	-	8,263.41
Final Dividend	3,305.36	1,377.39
Insurance Reserve (Net)	20.00	19.28
General Reserve	-	14,524.02
Balance carried forward to next year	4,916.46	-
Other Reserves		
Bond Redemption Reserve		
Opening Balance	1,781.79	3,152.64
Less: Transfer to General Reserve	768.59	1,370.85
	1,013.20	1,781.79
Capital Redemption Reserve Account :		
Opening Balance	297.65	297.65
Less: Utilised for issue of Bonus Shares	297.65	-
	-	297.65
Capital Reserve	183.08	183.08
Insurance Reserve :		
Opening Balance	291.42	272.14
Add: Appropriation from Surplus	20.00	20.00
Less : Recoupment of uninsured fire loss	-	0.72
	311.42	291.42
Fair Value Through Other Comprehensive Income :		
Fair value of Equity Instruments		
Opening Balance	16,699.89	9,766.18
Add: Fair value during the year	(1,149.24)	6,933.71
Less: Transferred to General Reserve	9.88	-
	15,540.77	16,699.89
Fair value of Debt Instruments		
Opening Balance	345.28	470.30
Add: Fair value during the year	(356.16)	(125.02)
	(10.88)	345.28
Cash Flow Hedge Reserve		
Opening Balance	27.32	16.80
Add: Gain/(Loss) during the year	135.80	27.33
Less: Transferred during the year	24.45	16.81
	138.67	27.32
Total	1,20,985.98	1,22,105.32

A. Adjusted for bonus shares pertaining to those held under IOC Shares Trust

Nature and Purpose of Reserves

A. Retained Earnings

The retained earnings comprises of general reserve and surplus which is used from time to time to transfer profits by appropriations. Retained earnings is free reserve of the Company and is used for the purposes like issuing bonus shares, buy back of shares and other purposes (like declaring Dividend etc.) as per the approval of Board of Directors. It includes the re-measurement of defined benefit plan as per actuarial valuations which will not be reclassified to statement of profit and loss in subsequent periods.

NOTES TO STANDALONE FINANCIAL STATEMENTS

Note - 15: OTHER EQUITY (Contd..)

B. Bond Redemption Reserve

As per the Companies Act 2013, a Bond Redemption Reserve is required to be created for all bonds/ debentures issued by the company at a specified percentage. This reserve is created out of appropriation of profits and is transferred back to general reserve on repayment of bonds for which it is created. In 2019, this requirement was dispensed with in case of public issue/ private placement of debentures by listed companies to NBFCs, Housing Finance Companies and other listed companies.

C. Capital Redemption Reserve

As per the Companies Act 2013, capital redemption reserve is created when company purchases its own shares out of free reserves or securities premium. A sum equal to the nominal value of the shares so purchased is transferred to capital redemption reserve. Utilization of this reserve is governed by the provisions of the Companies Act 2013 and accordingly has been used in current financial year for issuing bonus shares.

D. Capital Reserve

Capital Reserve was created through business combinations and shall be utilised as per the provisions of the Companies Act 2013.

E. Insurance Reserve

Insurance Reserve is created by the company with the approval of Board of Directors to mitigate risk of loss of assets not insured with external insurance agencies. ₹20.00 crore is appropriated by the company every year to this reserve. The reserve is utilised to mitigate actual losses by way of net appropriation in case any uninsured loss is incurred. No amount (2022: ₹0.72 crore) has been utilised for recoupment of uninsured losses.

F. Fair value of Equity Instruments

This reserve represents the cumulative effect of fair value fluctuations of investments made by the company in equity instruments of other entities. The cumulative gain or loss arising on such changes are recognised through Other Comprehensive Income (OCI) and accumulated under this reserve. This will not be reclassified to the statement of profit and loss in subsequent periods.

G. Fair value of Debt Instruments

This reserve represents the cumulative effect of fair value fluctuations in debt investments made by the company to earn contractual cash flows and which are available for sale. The cumulative gain or loss arising on such changes are recognised through Other Comprehensive Income (OCI) and accumulated under this reserve. This amount will be reclassified to the statement of profit and loss in subsequent periods on disposal of respective instruments.

H. Cash Flow Hedge Reserve

The cash flow hedge reserve represents the cumulative effective portion of gains or losses arising on changes in fair value of designated portion of hedging instruments entered into for cash flow hedges. The cumulative gain or loss arising on such changes are recognised through Other Comprehensive Income (OCI) and accumulated under this reserve. Such gains or losses will be reclassified to statement of profit and loss in the period in which the hedged item occurs/ affects the statement of profit and loss.

NOTE - 16: LONG TERM BORROWINGS

(At Amortised Cost)

(₹ in crore)

Particulars	Non Current		Current Maturities*	
	March 31, 2023	March 31, 2022	March 31, 2023	March 31, 2022
Unsecured Loans				
Bonds/Debentures:				
Foreign Currency Bonds	A	8,232.81	9,020.60	4,772.86
Rupee Bonds/Debentures	B	14,408.49	2,721.04	3,385.92
		22,407.72	11,741.64	8,158.78
Term Loans:				
From Banks/Financial Institutions				
In Foreign Currency Loans	C	20,817.46	2,532.08	4,558.46
In Rupees	D	5,500.00	1,553.15	18.77
From Government				
In Rupees	E	1,621.07	-	-
		27,938.53	4,085.23	4,577.23
Total Long-Term Borrowings		50,579.83	15,826.87	12,736.01

* Current maturities are carried to Note - 21: Borrowings - Current

NOTES TO STANDALONE FINANCIAL STATEMENTS**NOTE - 16: LONG TERM BORROWINGS (Contd..)****Unsecured Loans:****A. Repayment Schedule of Foreign Currency Bonds**

Sl. No.	Particulars	Date of Issue	Date of Repayment
1	USD 586.96 Million Reg S Bonds	16 January 2019	Payable immediately after 5 years from the date of issue.
2	USD 500.00 Million Reg S Bonds	01 August 2013	Payable immediately after 10 years from the date of issue

B. Repayment Schedule of Rupee Bonds/ Debentures

Sl. No.	Particulars	Date of Allotment	Coupon Rate	Date of Redemption
1	Indian Oil 2029 (Series XIV) 30000 debenture of Face Value ₹10,00,000 each	22 October 2019	7.41% p.a. payable annually on 22 October	10 years from the deemed date of allotment i.e. 22 October 2029.
2	Indian Oil 2023 (Series XV) 20000 debenture of Face Value ₹10,00,000 each	14 January 2020	6.44% p.a. payable annually on 14 January	3 years & 3 months from the deemed date of allotment i.e. 14 April 2023.
3	Indian Oil 2025 (Series XVI) 29950 debenture of Face Value ₹10,00,000 each	06 March 2020	6.39% p.a. payable annually on 6 March	5 years from the deemed date of allotment i.e. 6 March 2025.
4	Indian Oil 2025 (Series XVIII) 16250 debenture of Face Value ₹10,00,000 each	03 August 2020	5.40% p.a. payable annually on 03 August	4 years, 8 months & 8 days from the deemed date of allotment i.e. 11 April 2025.
5	Indian Oil 2025 (Series XIX) 20000 debenture of Face Value ₹10,00,000 each	20 October 2020	5.50% p.a. payable annually on 20 October	5 years from the deemed date of allotment i.e. 20 October 2025.
6	Indian Oil 2026 (Series XX) 12902 debenture of Face Value ₹10,00,000 each	25 January 2021	5.60% p.a. payable annually on 25 January	4 years, 11 months & 29 days from the deemed date of allotment i.e. 23 January 2026.
7	Indian Oil 2027 (Series XXI) 15000 debenture of Face Value ₹10,00,000 each	18 February 2022	6.14% p.a. payable annually on 18 February	5 years from the deemed date of allotment i.e. 18 February 2027
8	Indian Oil 2024 (Series XXII) 25000 debenture of Face Value ₹10,00,000 each	21 April 2022	5.84% p.a. payable annually on 21 April	1 year, 11 months & 29 days from the deemed date of allotment i.e. 19 April 2024
9	Indian Oil 2032 (Series XXIII) 25000 debenture of Face Value ₹10,00,000 each	17 June 2022	7.79% p.a. payable annually on 17 June	9 years, 9 months & 26 days from the deemed date of allotment, i.e. 12 April 2032
10	Indian Oil 2027 (Series XXIV) 25000 debenture of Face Value ₹10,00,000 each	06 September 2022	7.14% p.a. payable annually on 6 September	5 years from the deemed date of allotment i.e. 6 September 2027
11	Indian Oil 2027 (Series XXV) 25000 debenture of Face Value ₹10,00,000 each	25 November 2022	7.44% p.a. payable annually on 25 November	5 years from the deemed date of allotment i.e. 25 November 2027

NOTES TO STANDALONE FINANCIAL STATEMENTS

NOTE - 16: LONG TERM BORROWINGS (Contd..)

C. Repayment Schedule of Term loans from Banks/ Financial Institutions in Foreign Currency

Sl. No.	Particulars of Loans	Date of drawal	Date of Repement
1	USD 100 Million Term Loan	12 March 2021	Payable immediately after 3 years & 3 months from the date of drawal
2	USD 100 Million Term Loan - SBI	07 April 2021	Payable immediately after 5 years from the date of drawal
3	USD 100 Million Term Loan - SBI - GS	14 May 2021	
4	USD 500 Million Syndication loan	30 July 2021	
5	USD 125 Million Term Loan from BOB	03 November 2021	
6	USD 125 Million Term Loan from BOB	01 December 2021	Payable immediately after 3 years from the date of drawal
7	USD 330 Million ECB Loan from SBI London	30 December 2021	
8	USD 300 Million ECB Loan from SBI London	30 December 2021	Payable immediately after 4 years from the date of drawal
9	USD 250 Million ECB Loan from SBI London	30 December 2021	Payable immediately after 5 years from the date of drawal
10	USD 220 Million ECB Loan from SBI London	30 December 2021	Payable immediately after 5 years & 5 months from the date of drawal
11	USD 225 Million Syndication Loan from BOB NY	30 March 2022	Payable immediately after 1 year & 9 months from the date of drawal
12	USD 50 Million Syndication Loan from BOB NY	30 March 2022	
13	USD 25 Million Syndication Loan from BOB NY	30 March 2022	Payable immediately after 1 year & 11 months from the date of drawal
14	USD 300 Million Syndication Loan from BOB NY	30 March 2022	Payable immediately after 2 years & 6 months from the date of drawal
15	USD 300 Million SBI HK	29 September 2022	Payable immediately after 5 years from the date of drawal
16	USD 300 Million Syndication Loan	13 October 2022	Payable immediately after 5 years from the date of drawal

D. Repayment Schedule of Term loans from Banks/ Financial Institutions in Rupees

Sl. No.	Particulars of Loans	Date of drawal	Date of Repayment
1	HDFC ₹1,500 crore Term Loan	20 March 2021	Payable immediately after 3 years from the date of drawal
2	HDFC ₹500 crore Term Loan	30 June 2021	
3	HDFC ₹500 crore Term Loan	22 July 2021	
4	HDFC ₹250 crore Term Loan	30 September 2021	Payable immediately after 35 months from drawal
5	PNB ₹250 crore Term Loan	30 September 2021	
6	PNB ₹750 crore Term Loan	06 November 2021	Payable immediately after 3 years from the date of drawal
7	HDFC ₹1,250 crore Term Loan	31 December 2021	
8	HDFC ₹500 crore Term Loan	31 March 2022	Payable immediately after 3 years from the date of drawal
9	HDFC ₹500 crore Term Loan	30 July 2022	
10	HDFC ₹1,000 crore Term Loan	01 August 2022	Payable immediately after 7 years from the date of drawal
11	EXIM Bank ₹750 crore Term Loan	30 September 2022	
12	HDFC ₹1,000 crore Term Loan	06 February 2023	Payable immediately after 3 years from the date of drawal
13	HDFC ₹1,000 crore Term Loan	31 March 2023	
14	UCO Bank ₹500 crore Term Loan	31 March 2023	Payable immediately after 5 years from the date of drawal

NOTES TO STANDALONE FINANCIAL STATEMENTS**NOTE - 16: LONG TERM BORROWINGS (Contd..)****E. Repayment Schedule of Unsecured Interest Free Loans from Govt of Odisha**

Interest free loan given by Odisha government for 15 years is disbursed in quarterly instalment of ₹175 crore starting from 1 April 2016 repayable after 15 years. Total loan disbursed till now is ₹4,900 crore which is repayable after 15 years from the quarter for which the same is given i.e. in quarterly instalments starting from last week of June 2031 onwards. This loan being interest free loan is accounted at fair value and accordingly accounting for government grant is done.

NOTE - 17: OTHER FINANCIAL LIABILITIES**(At Amortised Cost unless otherwise stated)**

Particulars	(₹ in crore)			
	Non Current		Current	
	March 31, 2023	March 31, 2022	March 31, 2023	March 31, 2022
Liability for Capital Expenditure	-	-	8,063.69	7,128.09
Liability to Trusts and Other Funds	-	-	171.71	192.28
Employee Liabilities	-	-	1,625.48	3,040.23
Liability for Purchases on Agency Basis	-	-	4,529.13	4,745.32
Unpaid Dividend	-	-	42.60	46.66
Unpaid Matured Deposits	-	-	0.01	0.01
Derivative Instruments at Fair Value	-	-	235.97	307.81
Security Deposits	156.76	165.57	33,291.44	31,840.10
Others	38.04	39.54	1,284.43	1,456.67
Total	194.80	205.11	49,244.46	48,757.17
A. LPG Deposits classified as current in line with industry practice and includes:				
1. Deposit received towards LPG connection issued under Pradhan Mantri Ujjawala Yojna (PMUY), Rajiv Gandhi Gramin LPG Vitak Yojana (RGGLVY) and various other schemes of State Government/Central Government of India. The deposits against these schemes have been funded from CSR fund and/or by State Government/Central Government of India	-	-	7,382.17	6,945.17
2. Deposit free LPG connections funded by Chennai Petroleum Corporation Limited.	-	-	0.52	0.52

NOTE - 18: PROVISIONS

Particulars	(₹ in crore)			
	Non Current		Current	
	March 31, 2023	March 31, 2022	March 31, 2023	March 31, 2022
Provision for Employee Benefits	901.29	898.71	109.24	121.13
Decommissioning Liability	9.14	7.86	2.60	2.31
Contingencies for probable obligations	-	-	12,029.32	11,602.45
Less: Deposits	-	-	2,511.29	2,330.38
	-	-	9,518.03	9,272.07
Total	910.43	906.57	9,629.87	9,395.51

A. In compliance of Ind AS 37 - "Provisions, Contingent Liabilities and Contingent Assets"; the required information are as under:

Particulars	(₹ in crore)					
	Opening Balance	Addition during the year	Utilization during the year	Reversals during the year	Unwinding of discount and changes in the discount rate	Closing Balance
Decommissioning Liability - E&P Blocks	10.17	1.49	-	-	0.08	11.74
Previous Year Total	9.67	0.47	-	-	0.03	10.17

NOTES TO STANDALONE FINANCIAL STATEMENTS

NOTE - 18: PROVISIONS (Contd..)

B. In compliance of Ind AS 37 - "Provisions, Contingent Liabilities and Contingent Assets", the required information is as under:

Particulars	(₹ in crore)				
	Opening Balance	Addition during the year	Utilization during the year	Reversals during the year	Closing Balance*
Excise	15.50	0.05	-	-	15.55
Sales Tax/ GST	2,024.18	190.53	52.47	9.58	2,152.66
Entry Tax	5,611.76	-	64.42	15.44	5,531.90
Others	3,951.01	958.00	140.67	439.13	4,329.21
Total	11,602.45	1,148.58	257.56	464.15	12,029.32
Previous Year Total	10,924.56	777.88	5.68	94.31	11,602.45

	Addition includes	Reversal includes
- capitalized	22.73	-
- included in Raw Material	74.31	-
- included in Finance Cost	451.75	-
- included in Employee Benefit Expenses	128.28	413.35
- included in Other Expenses	471.51	-

* Expected timing of outflow is not ascertainable at this stage, the matters being under dispute/contingent.

NOTE - 19: DEFERRED TAX LIABILITIES (NET)

(i) In compliance of Ind AS - 12 on "Income Taxes", the item wise details of Deferred Tax Liabilities (net) are as under:

Particulars	(₹ in crore)			
	As on 01.04.2022	Provided during the year in the Statement of Profit and Loss	Provided during the year in OCI (net)	Balance as on 31.03.2023
Deferred Tax Liability:				
Related to Plant, Property & Equipment	17,796.96	1,185.23	-	18,982.19
Total Deferred Tax Liability (A)	17,796.96	1,185.23	-	18,982.19
Deferred Tax Assets:				
Provision on Inventories, Trade Receivable, Loans and Advance, Investments	1,211.04	88.04	-	1,299.08
Compensation for Voluntary Retirement Scheme	1.24	(0.13)	-	1.11
43B/40 (a)(ia)/other Disallowances etc.	2,914.03	5.57	-	2,919.60
Fair Valuation of Equity Instruments	(191.99)	-	(39.71)	(231.70)
MTM on Hedging Instruments	(9.19)	-	(37.45)	(46.64)
Fair Value of Debt Instruments	(118.57)	-	107.96	(10.61)
Unused Tax Loss (Long Term Capital Loss)	17.52	-	(2.93)	14.59
Others	345.52	78.24	-	423.76
Total Deferred Tax Assets (B)	4,169.60	171.72	27.87	4,369.19
Deferred Tax Liability (net) (A-B)	13,627.36	1,013.51	(27.87)	14,613.00

NOTES TO STANDALONE FINANCIAL STATEMENTS

NOTE - 19: DEFERRED TAX LIABILITIES (NET) (Contd..)

Particulars	(₹ in crore)			
	As on 01.04.2021	Provided during the year in the Statement of Profit and Loss	Provided during the year in OCI (net)	Balance as on 31.03.2022
Deferred Tax Liability:				
Related to Plant, Property & Equipment	16,935.60	861.36	-	17,796.96
Total Deferred Tax Liability (A)	16,935.60	861.36	-	17,796.96
Deferred Tax Assets:				
Provision on Inventories, Trade Receivable, Loans and Advance, Investments	1,288.17	(7713)	-	1,211.04
Compensation for Voluntary Retirement Scheme	1.01	0.23	-	1.24
43B/40 (a)(ia)/other Disallowances etc.	2,794.28	119.75	-	2,914.03
Fair Valuation of Equity Instruments	(126.76)	-	(65.23)	(191.99)
MTM on Hedging Instruments	(5.66)	-	(3.53)	(9.19)
Fair Value of Debt Instruments	(160.67)	-	42.10	(118.57)
Unused Tax Loss (Long Term Capital Loss)	12.94	4.58	-	17.52
Others	167.56	177.96	-	345.52
Total Deferred Tax Assets (B)	3,970.87	225.39	(26.66)	4,169.60
Deferred Tax Liability (net) (A-B)	12,964.73	635.97	26.66	13,627.36

(ii) Reconciliation between the average effective tax rate and the applicable tax rate is as below :

	2022-23		2021-22	
	%	(₹ in crore)	%	(₹ in crore)
Profit Before Tax		9,698.14		31,733.07
Tax as per applicable Tax Rate	25.168	2,440.83	25.168	7,986.58
Tax effect of:				
Income that are not taxable in determining taxable profit	(9.642)	(935.07)	(1.846)	(585.94)
Expenses that are not deductible in determining taxable profit	1.122	108.77	0.368	116.67
Variation in allowance/ disallowances considered	(1.749)	(169.60)	(0.025)	(7.78)
Expenses/income related to prior years	0.142	13.75	0.129	41.07
Difference in tax due to income chargeable to tax at special rates	(0.024)	(2.36)	(0.005)	(1.63)
Average Effective Tax Rate/ Income Tax Expenses	15.017	1,456.32	23.789	7,548.97

NOTE - 20: OTHER LIABILITIES (NON FINANCIAL)

Particulars	(₹ in crore)			
	Non Current		Current	
	March 31, 2023	March 31, 2022	March 31, 2023	March 31, 2022
Government Grants (refer Note - 46)	3,193.32	2,728.76	278.84	233.90
Statutory Liabilities	-	-	10,081.50	11,176.06
Advances from Customers	-	-	4,289.95	5,587.89
Others	501.34	440.24	2,034.60	1,434.68
Total	3,694.66	3,169.00	16,684.89	18,432.53
A. Includes				
1. Includes liability towards Fleet Customers			1,170.77	1,116.08
2. Non-refundable Deposits from Dealers pending amortisation	498.4	436.76	44.74	35.84

NOTES TO STANDALONE FINANCIAL STATEMENTS

NOTE - 21: BORROWINGS - CURRENT

(₹ in crore)

Particulars	March 31, 2023	March 31, 2022
Secured Loans		
Loans Repayable on Demand		
From Banks/Financial Institutions		
In Foreign Currency	1,643.50	1,515.95
In Rupee		
Working Capital Demand Loan	8,021.44	5,512.98
Cash Credit	489.63	-
	10,154.57	7,028.93
From Others:		
Loans through Clearing Corporation of India Ltd. (CCIL)	1,522.67	4,172.06
Total Secured Loans	11,677.24	11,200.99
Unsecured Loans		
Loans Repayable on Demand		
From Banks/Financial Institutions		
In Foreign Currency	39,545.48	13,639.61
In Rupee	7,288.23	8,001.71
	46,833.71	21,641.32
From Others		
Commercial Papers	-	14,640.35
Current Maturities of Long-term Debt (Refer Note - 16)	15,826.87	12,736.01
Total Unsecured Loans	62,660.58	49,017.68
Total Short-Term Borrowings	74,337.82	60,218.67
A. Against hypothecation by way of first pari passu charge on Raw Materials, Finished Goods, Stock-in Trade, Trade Receivables, Outstanding monies, Receivables, Claims, Contracts, Engagements to SBI and HDFC Banks. The quarterly returns of current assets filed by the company with banks are in agreement with the books of account.		
B. Against pledging/collateral of the following to CCIL:		
Government Securities including OMC GOI Special Bonds (Refer Note 4)	2,401.00	6,014.93
Bank Guarantees	-	1,650.00

NOTE - 22: TRADE PAYABLES

(At amortised cost)

(₹ in crore)

Particulars	March 31, 2023	March 31, 2022
Dues to Micro and Small Enterprises	1,019.67	799.84
Dues to Related Parties	1,369.84	1,038.72
Dues to Others	46,286.89	40,646.72
Total	48,676.40	42,485.28
A. Includes amount related to Micro and Small enterprises for which payment to be made to financial institutions in pursuance of bills discounted by them	3.79	7.91

Ageing of Trade Payables

Particulars	Unbilled	Not Due	Outstanding for following periods from due date of payment				Total
			Less than 1 year	1-2 years	2-3 years	More than 3 years	
Current Year							
i) MSME*	323.80	325.65	369.73	0.05	-	-	1,019.23
ii) Others	2,299.09	40,841.14	3,859.06	34.65	8.66	9.24	47,051.84
iii) Disputed Dues - MSME*	0.13	0.31	-	-	-	-	0.44
iv) Disputed Dues - Others	274.55	92.25	26.80	52.17	21.24	137.88	604.89
Total	2,897.57	41,259.35	4,255.59	86.87	29.90	147.12	48,676.40

NOTES TO STANDALONE FINANCIAL STATEMENTS

NOTE - 22: TRADE PAYABLES (Contd..)

Particulars	Unbilled	Not Due	Outstanding for following periods from due date of payment				Total
			Less than 1 year	1-2 years	2-3 years	More than 3 years	
Previous Year							
i) MSME*	251.20	368.95	178.57	0.01	-	-	798.73
ii) Others	1,876.18	36,351.21	2,865.20	13.32	14.05	8.45	41,128.41
iii) Disputed Dues - MSME*	-	1.11	-	-	-	-	1.11
iv) Disputed Dues - Others	220.78	123.38	52.05	22.21	0.18	138.43	557.03
Total	2,348.16	36,844.65	3,095.82	35.54	14.23	146.88	42,485.28

* Micro and Small Enterprises in line with Note - 22: Trade Payables

Note: Generally, undisputed Trade Payables are settled on or before the due dates and amount outstanding beyond due dates are on account of pending compliance of Contractual/ Statutory requirement by Vendors.

NOTE - 23: REVENUE FROM OPERATIONS

Particulars	₹ in crore)	
	2022-2023	2021-2022
Sale of Products and Crude	9,38,223.62	7,37,172.13
Less: Discounts	18,574.59	13,343.71
Sales (Net of Discounts)	9,19,649.03	7,23,828.42
Sale of Services	336.63	307.58
Other Operating Revenues (Note "23.1")	3,955.99	3,843.29
	9,23,941.65	7,27,979.29
Net Claim/(Surrender) of SSC and Other Claims	5.44	305.46
Subsidy From Central/ State Governments	204.57	160.65
Grant from Government of India	10,801.00	-
Total	9,34,952.66	7,28,445.40

A. The MoPNG, vide letter dated 30.04.2020 had conveyed to Oil Marketing Companies (OMCs) that where Market Determined Price (MDP) of LPG cylinders is less than its Effective Cost to Customer (ECC), the OMCs will retain the difference in a separate buffer account for future adjustment. However, as on 31st March 2023, the company had a cumulative negative buffer of ₹2,220 crore as the retail selling price was less than MDP. This amount is after adjustment of one-time grant of ₹10,801 crore provided by Government of India against under-recoveries on sale of Domestic LPG during FY 2021-22 and FY 2022-23 and uncompensated cost of ₹4,166 crore.

NOTE - 23.1: OTHER OPERATING REVENUES

Particulars	₹ in crore)	
	2022-2023	2021-2022
Sale of Power and Water	479.84	462.23
Revenue from Construction Contracts	4.06	7.49
Unclaimed/Unspent liabilities written back	82.34	127.56
Provision for Doubtful Advances, Claims and Stores written back	13.71	340.28
Provision for Contingencies written back	50.80	92.14
Retail Outlet License Fees	1,402.21	1,070.06
Income from Non Fuel Business	299.71	234.40
Commission and Discount Received	6.40	7.04
Sale of Scrap	342.99	397.94
Income from Finance Leases	0.10	0.28
Amortization of Capital Grants	27.03	25.96
Revenue Grants	221.69	188.92
Terminalling Charges	52.82	53.06
Other Miscellaneous Income	972.29	835.93
Total	3,955.99	3,843.29

Particulars relating to Revenue Grants are given in Note - 46.

NOTES TO STANDALONE FINANCIAL STATEMENTS

NOTE - 24: OTHER INCOME

(₹ in crore)

Particulars	2022-2023	2021-2022
Interest on:		
Financial items:	A	
Deposits with Banks	1.87	0.71
Customers Outstandings	861.75	416.37
Oil Companies GOI SPL Bonds/ Other Investments	1,092.13	1,098.84
Other Financial Items	313.88	338.33
Total interest on Financial items	2,269.63	1,854.25
Non-Financial items	165.93	14.42
	2,435.56	1,868.67
Dividend:	B	
From Related Parties	2,168.51	1,265.09
From Other Companies	1,562.20	1,053.59
	3,730.71	2,318.68
Profit on Assets sold or written off (Net)	-	23.15
Gain on Derivatives	-	68.00
Other Non Operating Income	68.95	60.30
Total	6,235.22	4,338.80
A 1. Includes Tax Deducted at Source	78.47	42.87
A 2. Includes interest received under section 244A of the Income Tax Act.	137.59	2.33
A 3. Includes interest on:		
Current Investments	724.22	705.18
Non-Current Investments	367.91	393.66
A 4. Total interest income (calculated using the effective interest method) for financial assets:		
In relation to Financial Assets classified at amortised cost	1,177.50	755.41
In relation to Financial Assets classified at FVOCI	819.09	825.80
In relation to Financial Assets classified at FVTPL	273.04	273.04
B.1 Dividend Income consists of Dividend on:		
Current Investments	-	-
Non-Current Investments	3,730.71	2,318.68
B.2 Dividend on Non Current Investments Includes Dividend from Subsidiaries	1,859.85	902.85
B.3. Includes Tax Deducted at Source	202.53	141.58

NOTE - 25: COST OF MATERIALS CONSUMED

(₹ in crore)

Particulars	2022-2023	2021-2022
Opening Stock	40,361.92	28,064.32
Add: Purchases	4,43,525.02	3,06,799.08
	4,83,886.94	3,34,863.40
Less: Closing Stock	43,193.83	40,361.92
Total	4,40,693.11	2,94,501.48

NOTE - 26: CHANGES IN INVENTORIES OF FINISHED GOODS, STOCK-IN-TRADE AND STOCK IN PROCESS

(₹ in crore)

Particulars	2022-2023	2021-2022
Closing Stock		
Finished Products	41,289.52	37,845.40
Stock in Process	10,052.40	9,746.98
Stock-in-Trade	13,604.45	10,289.38
	64,946.37	57,881.76

NOTES TO STANDALONE FINANCIAL STATEMENTS**NOTE - 26: CHANGES IN INVENTORIES OF FINISHED GOODS, STOCK-IN-TRADE AND STOCK IN PROCESS (Contd..)**

Particulars	(₹ in crore)	
	2022-2023	2021-2022
Less: Opening Stock		
Finished Products	37,845.40	30,652.95
Stock in Process	9,746.98	5,964.42
Stock-in-Trade	10,289.38	9,067.37
	57,881.76	45,684.74
Net Increase/(Decrease)	7,064.61	12,197.02

NOTE - 27: EMPLOYEE BENEFITS EXPENSE

Particulars	(₹ in crore)	
	2022-2023	2021-2022
Salaries, Wages, Bonus etc	6,474.99	7,867.49
Contribution to Provident & Other Funds	911.71	1,674.12
Voluntary Retirement Compensation	1.54	2.90
Staff Welfare Expenses	1,381.61	1,447.19
Total	8,769.85	10,991.70

- A. Excludes ₹408.99 crore (2022: ₹438.84 crore) included in capital work in progress (construction period expenses - Note-2.2)/ intangible assets under development (Note - 3.1) and ₹12.26 crore (2022: ₹14.11 crore) included in CSR expenses (Note - 29.1).
- B. Contribution to Provident & Other Funds includes reversal of provision of ₹413.35 crore (2022: additional provision of ₹350.10 crore) towards Provident Fund contribution for interest shortfall/losses on portfolio basis.
- C. Disclosure in compliance with Indian Accounting Standard-19 on "Employee Benefits" is given in Note - 35.

NOTE - 28: FINANCE COSTS

Particulars	(₹ in crore)	
	2022-2023	2021-2022
Interest Payments on Financial items:		
Working Capital Loans:		
Bank Borrowings	2,092.36	633.32
Bonds/ Debentures	815.12	513.58
Others	529.84	596.10
	3,437.32	1,743.00
Other Loans:		
Bank Borrowings	532.93	158.60
Bonds/Debentures	695.26	566.26
Lease Obligations	817.20	763.08
	2,045.39	1,487.94
Unwinding of Discount	140.43	113.54
Others	11.60	4.15
	5,634.74	3,348.63
Interest Payments on Non Financial items:		
Unwinding of Discount	0.11	0.10
Others	492.21	451.16
	492.32	451.26
	6,127.06	3,799.89
Other Borrowing Cost	9.11	16.44
Applicable Net (Gain) / Loss on Foreign Currency Transactions and Translation	794.10	1,012.77
Total	6,930.27	4,829.10

NOTES TO STANDALONE FINANCIAL STATEMENTS

NOTE - 28: FINANCE COSTS (Contd..)

(₹ in crore)

Particulars	2022-2023	2021-2022
A. Mainly includes:		
Interest expenses u/s 234B and 234C of Income Tax Act	9.95	88.75
Interest on Kandla Port Trust Rental Liability	285.07	159.88
B. Mainly pertains to franking charges, service charges & other indirect expenses on borrowings.		
Total interest expense (calculated using the effective interest method) for financial liabilities that are not at fair value through profit or loss	5,634.74	3,348.63

NOTE - 29: OTHER EXPENSES

(₹ in crore)

Particulars	2022-2023	2021-2022
Consumption:		
a) Stores, Spares and Consumables	2,378.99	2,086.37
b) Packages & Drum Sheets	563.48	558.23
	2,942.47	2,644.60
Power & Fuel	36,472.24	31,995.65
Less : Fuel from own production	28,667.83	24,450.94
	7,804.41	7,544.71
Throughput, Processing & Blending Fees, Royalty and Other Charges	1,351.74	1,162.27
Octroi, Other Levies and Irrecoverable taxes	2,510.99	1,918.60
Repairs and Maintenance		
i) Plant & Equipment	4,428.66	3,778.12
ii) Buildings	421.59	354.88
iii) Others	655.26	570.19
	5,505.51	4,703.19
Freight, Transportation Charges and Demurrage	16,013.09	14,750.90
Office Administration, Selling and Other Expenses (Note "29.1")	15,467.63	8,937.30
Total	51,595.84	41,661.57
Less: Company's use of own Products and Crude	1,764.85	1,152.27
Total (Net)	49,830.99	40,509.30

NOTE - 29.1: OFFICE, ADMINISTRATION, SELLING AND OTHER EXPENSES

(₹ in crore)

Particulars	2022-2023	2021-2022
Rent	1,030.72	646.81
Insurance	385.16	316.60
Rates & Taxes	224.98	171.94
Donation	27.31	2.00
Payment to Auditors		
As Auditors	2.80	2.87
For Taxation Matters	0.53	0.53
Other Services (for issuing other certificates etc.)	1.80	1.58
For reimbursement of expenses	0.26	0.13
	5.39	5.11
Travelling & Conveyance	866.87	630.86
Communication Expenses	68.70	66.32
Printing & Stationery	45.88	38.17
Electricity & Water	448.37	387.17
Bank Charges	22.76	27.54
Advance, Claims, CWIP, etc. written off	11.19	11.46
Provision/Loss on Assets sold or written off (Net)	56.47	-

NOTES TO STANDALONE FINANCIAL STATEMENTS**NOTE - 29.1: OFFICE, ADMINISTRATION, SELLING AND OTHER EXPENSES (Contd..)**

Particulars	(₹ in crore)	
	2022-2023	2021-2022
Technical Assistance Fees	94.63	80.94
Exchange Fluctuation (net)	6,701.13	1,433.97
Provision for Doubtful Advances, Claims, CWIP, Stores etc.	60.18	170.21
Security Force Expenses	960.92	883.46
Sales Promotion Expenses (Including Commission) A	1,140.66	1,279.92
Handling Expenses	743.92	687.01
Exploration & Production Cost	88.96	61.56
Loss on Derivatives	357.76	-
Fair value Loss on Financial instruments classified as FVTPL	340.59	205.71
Loss on Sale/ Write-off of Investments (Net)	-	4.73
Expenses on Construction Contracts	3.69	6.64
Expenses on CSR Activities (Refer Note - 45)	351.07	323.14
Training Expenses	111.76	76.65
Legal Expenses/Payment To Consultants	193.12	212.33
Notices and Announcement	11.99	10.74
Advertisement and Publicity	81.06	36.83
Pollution Control Expenses	107.22	85.74
Amortisation and Remeasurement of PMUY Assets	69.04	587.97
Miscellaneous Expenses	856.13	485.77
Total	15,467.63	8,937.30
A. Includes ₹623.63 crore (2022: ₹927.64 crore) towards cost of free hot plates and first refill against LPG connections under PMUY (Ujjwala 2) scheme.		

NOTE - 30: OTHER COMPREHENSIVE INCOME

Particulars	(₹ in crore)	
	2022-2023	2021-2022
Items that will not be reclassified to profit or loss:		
Remeasurement of Defined Benefit Plans	(93.11)	(769.98)
Fair value of Equity Instruments	(1,106.60)	6,998.94
	(1,199.71)	6,228.96
Income Tax relating to items that will not be reclassified to profit or loss:		
Remeasurement of Defined Benefit Plans	23.43	193.79
Fair value of Equity Instruments	(42.64)	(65.23)
	(19.21)	128.56
Items that will be reclassified to profit or loss:		
Fair value of Debt Instruments	(464.12)	(167.12)
Gain/(Loss) on Hedging Instruments	148.80	36.52
	(315.32)	(130.60)
Income Tax relating to items that will be reclassified to profit or loss:		
Fair value of Debt Instruments	107.96	42.10
Gain/(Loss) on Hedging Instruments	(37.45)	(9.19)
	70.51	32.91
Total	(1,463.73)	6,259.83

NOTES TO STANDALONE FINANCIAL STATEMENTS

NOTE-31: DISTRIBUTIONS MADE AND PROPOSED

(₹ in crore)

Particulars	March 31, 2023	March 31, 2022
Cash Dividends on Equity Shares declared:		
Final Dividend		
Final Dividend during the current year for previous financial year: ₹ 2.40 per share (2022: ₹ 1.00 per share after restatement of bonus shares for earlier financial year)	3,305.17	1,377.16
Interim Dividend		
Total Interim Dividend for current financial year: NIL per share (2022: ₹ 6.00 per share share after restatement of bonus shares).	-	8,262.93
Total	3,305.17	9,640.09
Proposed Dividend on Equity Shares		
Final proposed Dividend for current financial year: ₹ 3.00 per share (2022: ₹ 2.40 per share)	4,131.47	3,305.17

Notes

- 349677684 (233118456 before issue of bonus shares) shares held under IOC Shares Trust (Shareholder) of face value ₹ 349.68 crore (₹ 233.12 crore before issue of bonus shares) (2022: ₹ 233.12 crore) have been netted off from paid up capital. IOC Shares Trust have waived its right to receive the Dividend w.e.f. March 02, 2020 and therefore Dividend on shares held by IOC Shares Trust was neither proposed in the last year nor during the current financial year.
- The Company has also incurred expenses on distribution of final dividend amounting to ₹ 0.19 crore (2022: ₹ 0.24 crore) and on distribution of interim Dividend amounting to Nil (2022: ₹ 0.48 crore) which have been debited to equity.
- The Board of Directors recommended issue of bonus equity shares in the ratio of one equity share of ₹10 each for every two equity shares of ₹10 each held and it was approved by the members of the Company in AGM. Pursuant to this the company has issued bonus equity shares in July 2022.

NOTE-32: EARNINGS PER SHARE (EPS)

Basic and Diluted EPS amounts are calculated by dividing the profit/(loss) for the year attributable to equity holders by the weighted average number of Equity Shares outstanding during the year.

The following reflects the profit/(loss) and number of shares used in the basic and diluted EPS computations:

Particulars	2022-23	2021-22
Profit/(Loss) attributable to Equity holders (₹ in crore)	8,241.82	24,184.10
Weighted Average number of Equity Shares used for computing Earning Per Share (Basic)	13771560699	13771560699
Weighted Average number of Equity Shares used for computing Earning Per Share (Diluted)	13771560699	13771560699
Earnings Per Share (Basic) (₹)	5.98	17.56
Earnings Per Share (Diluted) (₹)	5.98	17.56
Face value per share (₹)	10.00	10.00

Notes

- 349677684 (233118456 before issue of bonus shares) Equity Shares held under IOC Shares Trust of face value ₹ 349.68 crore (₹ 233.12 crore before issue of bonus shares) have been excluded from weighted average number of Equity Shares and EPS is computed accordingly.
- Pursuant to the approval of the shareholders, the company has issued bonus shares in the ratio of one equity share of ₹10 for every two equity shares of ₹10 each held in July 2022. Accordingly, earnings per share (EPS) (basic and diluted) of FY 2021-22 have been adjusted on account of bonus shares.

NOTES TO STANDALONE FINANCIAL STATEMENTS

NOTE-33A: INTEREST IN SUBSIDIARIES, ASSOCIATES AND JOINT VENTURES

Name	Country of Incorporation/ Principal place of business	Equity Interest	
		March 31, 2023	March 31, 2022
Subsidiaries			
Chennai Petroleum Corporation Limited	India	51.89%	51.89%
IndianOil (Mauritius) Limited	Mauritius	100.00%	100.00%
Lanka IOC PLC	Sri Lanka	75.12%	75.12%
IOC Middle East FZE	UAE	100.00%	100.00%
IOC Sweden AB	Sweden	100.00%	100.00%
IOCL (USA) Inc.	USA	100.00%	100.00%
IndOil Global B.V.	Netherlands	100.00%	100.00%
IOCL Singapore Pte Limited	Singapore	100.00%	100.00%
Associates			
Petronet LNG Limited	India	12.50%	12.50%
AVI-OIL India Private Limited	India	25.00%	25.00%
Petronet India Limited @	India	18.00%	18.00%
Petronet VK Limited	India	50.00%	50.00%
Joint Ventures			
IndianOil Adani Ventures Limited (formerly known as Indian Oiltanking Limited)	India	49.38%	49.38%
Lubrizol India Private Limited	India	26.00%	26.00%
Indian Oil Petronas Private Limited	India	50.00%	50.00%
Green Gas Limited	India	49.98%	49.98%
IndianOil Skytanking Private Limited	India	50.00%	50.00%
Suntera Nigeria 205 Limited	Nigeria	25.00%	25.00%
Delhi Aviation Fuel Facility (Private) Limited	India	37.00%	37.00%
Indian Synthetic Rubber Private Limited	India	50.00%	50.00%
NPCIL IndianOil Nuclear Energy Corporation Limited	India	26.00%	26.00%
GSPL India Transco Limited	India	26.00%	26.00%
GSPL India Gasnet Limited	India	26.00%	26.00%
IndianOil Adani Gas Private Limited	India	50.00%	50.00%
Mumbai Aviation Fuel Farm Facility Private Limited	India	25.00%	25.00%
Kochi Salem Pipelines Private Limited	India	50.00%	50.00%
IndianOil LNG Private Limited	India	45.00%	45.00%
Petronet CI LTD @@	India	26.00%	26.00%
IndianOil Ruchi Bio Fuels LLP #	India	50.00%	50.00%
Hindustan Urvarak and Rasayan Limited##	India	29.67%	29.67%
Ratnagiri Refinery & Petrochemicals Limited	India	50.00%	50.00%
Indradhanush Gas Grid Limited	India	20.00%	20.00%
IHB Limited	India	50.00%	50.00%
IndianOil Total Private Limited	India	50.00%	50.00%
IOC Phinergy Private Limited	India	50.00%	50.00%
Paradeep Plastic Park Limited	India	49.00%	49.00%
Cauvery Basin Refinery and Petrochemicals Limited ###	India	25.00%	-

@ Petronet India Limited is a JV amongst Indian Oil, BPCL, HPCL, RIL, NEL, IL&FS, SBI and ICICI. The company is under winding up and the matter is pending with Official Liquidator since 2018.

@@ Petronet CI Ltd. is a JV amongst Indian Oil, PIL, RIL, NEL and BPCL. The company is under winding up and the matter is pending with Official Liquidator since 2006.

Indian Oil has exited the Joint Venture, IndianOil Ruchi Biofuels LLP (M/s IORB) by giving notice of its exit from the LLP to the other JV partner viz. Ruchi Soya Industries Limited (M/s Ruchi) as well as to the LLP on December 26, 2018 stating that it will exit the LLP w.e.f. January 25, 2019. The time frame for completing exit formalities by M/s Ruchi by filing requisite forms with ROC was within 30 days of notice expiry period (i.e., by February 24, 2019) but the same is still pending and IndianOil's name is appearing on ROC website as Partner in the said LLP. It has been informed that M/s Ruchi was under Corporate Insolvency Resolution Process and has been taken over by Patanjali Ayurveda Limited, and for the purpose

NOTES TO STANDALONE FINANCIAL STATEMENTS

NOTE-33A: INTEREST IN SUBSIDIARIES, ASSOCIATES AND JOINT VENTURES (Contd..)

of carrying out the process of liquidation, M/s. Sanatan has been inducted as the new partner in place of Indian Oil. All necessary documents have been provided to M/s Ruchi for completing formalities relating to exit of IndianOil from IORB LLP.

The Board of IndianOil at its meeting held on 23.11.2022 has accorded in-principle approval for disinvestment of Hindustan Urvarak & Rasayan Limited.

Cauvery Basin Refinery and Petrochemicals Limited (CBRPL) has been incorporated on 6th January 2023 as a Joint Venture of Indian Oil and Chennai Petroleum Corporation Limited each holding 25% equity and balance by seed equity investors, for construction of new 9 MMTPA refinery at Cauvery Basin Nagapattinam. IndianOil has made equity contribution of 25% stake in Cauvery Basin Refinery and Petrochemicals Limited during the month of March 2023.

Note:

Ujjwala Plus Foundation is a joint venture of IOCL, BPCL and HPCL with fund contribution in the ratio of 50:25:25 which was incorporated as a company limited by guarantee (without share capital) under section 8 of Companies Act, 2013. The Board of IndianOil at its meeting held on 14.03.2023 has accorded in-principle approval for closure of Ujjwala Plus Foundation.

NOTE-33B: INTEREST IN JOINT OPERATIONS

Name	Principal place of Business	Proportion of Ownership Interest		
		March 31, 2023	March 31, 2022	
E&P Blocks				
1) AA-ONN-2001/2	A	India	20.00%	20.00%
2) GK-OSN-2009/1	B	India	25.00%	25.00%
3) AAP-ON-94/1		India	29.03%	29.03%
4) AA/ONDSF/UMATARA/2018		India	90.00%	90.00%
5) BK-CBM-2001/1		India	20.00%	20.00%
6) NK-CBM-2001/1		India	20.00%	20.00%
7) FARSI BLOCK IRAN	C	Iran	40.00%	40.00%
8) SHAKTHI GABON		Gabon	50.00%	50.00%
9) AREA 95-96	D	Libya	25.00%	25.00%
10) RJ-ONHP-2017/8		India	30.00%	30.00%
11) AA-ONHP-2017/12		India	20.00%	20.00%
12) MB/OSDSF/WO5/2021	E	India	30.00%	-
13) KG/OSDSF/CHANDRIKA/2021		India	30.00%	-

A. Exploration License expired on October 7, 2015. Consortium has requested Directorate General of Hydrocarbon (DGH) for Appraisal phase, however vide letter dated March 6, 2019, it was opined to carry out Exploration activity instead of Appraisal work. Accordingly, Operator requested DGH for extension of exploration period. Response from DGH is awaited.

B. Appraisal period has expired on February 1, 2022. Consortium had requested Directorate General of Hydrocarbon (DGH) for extension. Response from DGH is awaited.

C. The project 's exploration period ended on 24 June 2009. The contractual arrangement with respect to development of the block could not be finalized so far with Iranian Authorities.

D. Under Force Majeure since May 20, 2014

E. Blocks awarded under Discovered Small Field (DSF) Bid Round-III

IOCL share of Financial position of Joint Operations are as under:

Particulars	(₹ in crore)	
	March 31, 2023	March 31, 2022
Assets	774.72	717.91
PPE (including Producing Properties)	123.59	141.28
Capital Work in Progress	395.02	340.91
Intangible Asset under Development (Net of Provisions)	217.57	205.23
Other Assets (Net of Provisions)	38.54	30.49

NOTES TO STANDALONE FINANCIAL STATEMENTS**NOTE-33B: INTEREST IN JOINT OPERATIONS (Contd..)**

Particulars	(₹ in crore)	
	March 31, 2023	March 31, 2022
Liabilities & Provisions	171.51	122.32
Liabilities	148.25	112.15
Provisions	23.26	10.17
Income	274.07	126.39
Sale of Products (Net of Own Consumption)	274.03	126.68
Other Income	0.04	-0.29
Expenditure	88.96	59.80
Expenditure written off (incl exploration related)	2.14	-
Other Costs (incl exploration related)	86.82	59.80
Net Results	185.11	66.59
Commitments	2,432.02	715.14
Contingent Liabilities	-	-

Note: Including financial position of relinquished blocks.

NOTE-34A: DISCLOSURE RELATING EXPLORATION AND PRODUCTION ACTIVITIES

In compliance of Ind-AS-106 on "Exploration for and Evaluation of Mineral Resources", the disclosure of financial information relating to activity associated with the exploration for and evaluation of mineral resources (crude oil, natural gas etc.) are as under:

Name	(₹ in crore)	
	March 31, 2023	March 31, 2022
(i) Assets	220.75	211.00
- Intangible Assets under Development	217.57	205.23
- Capital Work in Progress	-	0.70
- Other Assets	3.18	5.07
(ii) Liabilities	128.46	84.84
- Provisions	12.48	2.31
- Other Liabilities	115.98	82.53
(iii) Income	-	-
(iv) Expenses	39.05	27.89
- Exploration expenditure written off	2.14	-
- Other exploration costs	36.91	27.89
(v) Cash Flow		
- Net Cash from/(used) in operating activities	2.73	(29.10)
- Net Cash from/(used) in investing activities	(7.91)	(0.52)

NOTE-34B: IN COMPLIANCE OF REVISED GUIDANCE NOTE ON ACCOUNTING FOR OIL AND GAS PRODUCING ACTIVITIES, THE REQUIRED DISCLOSURES IN RESPECT OF RESERVES ARE AS UNDER:

Dirok field of Pre-NELP block AAP-ON-94/1 commenced production of gas and condensate on August 26, 2017 having producing life cycle of 20 years. Indian Oil has the participating interest of 29.03% in the block.

Net Proved Reserves of Crude Oil, Condensate, Natural Gas Liquids and Gas:

Assets	March 31, 2023		March 31, 2022		
	Crude Oil, Condensate, NGLs	Natural Gas	Crude Oil, Condensate, NGLs	Natural Gas	
	TMT	Million Cubic Meter	TMT	Million Cubic Meter	
A) Proved Reserves					
Assam AAP-ON-94/1	Beginning	17.73	929.90	26.15	1,030.54
	Addition	-	-	-	-
	Deduction	-	-	-	-
	Production	7.30	91.64	8.42	100.64
	Balance	10.43	838.26	17.73	929.90
Total Proved Reserves		10.43	838.26	17.73	929.90

NOTES TO STANDALONE FINANCIAL STATEMENTS

NOTE-34B: IN COMPLIANCE OF REVISED GUIDANCE NOTE ON ACCOUNTING FOR OIL AND GAS PRODUCING ACTIVITIES, THE REQUIRED DISCLOSURES IN RESPECT OF RESERVES ARE AS UNDER: (Contd..)

Assets		March 31, 2023		March 31, 2022	
		Crude Oil, Condensate, NGLs	Natural Gas	Crude Oil, Condensate, NGLs	Natural Gas
		TMT	Million Cubic Meter	TMT	Million Cubic Meter
B) Proved Developed Reserves					
Assam AAP-ON-94/1	Beginning	17.73	929.90	26.15	1,030.54
	Addition	-	-	-	-
	Deduction	-	-	-	-
	Production	7.30	91.64	8.42	100.64
	Balance	10.43	838.26	17.73	929.90
Total Proved Developed Reserves		10.43	838.26	17.73	929.90

Net Proved Reserves & Proved Developed Reserves of Crude Oil, Condensate, Natural Gas Liquids and Gas on geographical Basis:

Details		March 31, 2023		March 31, 2022	
		Crude Oil, Condensate, NGLs	Natural Gas	Crude Oil, Condensate, NGLs	Natural Gas
		TMT	Million Cubic Meter	TMT	Million Cubic Meter
A) Proved Reserves					
India		10.43	838.26	17.73	929.90
Total Proved Reserves		10.43	838.26	17.73	929.90
B) Proved Developed Reserves					
India		10.43	838.26	17.73	929.90
Total Proved Developed Reserves		10.43	838.26	17.73	929.90

Frequency

The Proved and Proved & Developed reserves mentioned above are the provisional numbers based on the estimate provided by the operator. For the purpose of estimation of Proved and Proved & Developed reserves, Deterministic method has been used by the operator. The annual revision of Reserve Estimates is based on the yearly exploratory and development activities and results thereof.

NOTE - 35: EMPLOYEE BENEFITS

Disclosures in compliance with Ind-AS 19 on "Employee Benefits" is as under:

A. Defined Contribution Plans- General Description

Employee Pension Scheme (EPS-95)

During the year, the company has recognised ₹27.83 crore (2022: ₹30.27 crore) as contribution to EPS-95 in the Statement of Profit and Loss/CWIP (included in Contribution to Provident and Other Funds in Note - 27/Construction period expenses in Note-2.2).

Pension Scheme

During the year, the company has recognised ₹438.03 crore (2022: ₹514.19 crore) towards Defined Contributory Employees Pension Scheme (including contribution in corporate National Pension System) in the Statement of Profit and Loss/ CWIP (included in Contribution to Provident and Other Funds in Note - 27/ Construction period expenses in Note-2.2).

B. Defined Benefit Plans- General Description

Provident Fund:

The Company's contribution to the Provident Fund are remitted to the three separate provident fund trusts established for this purpose based on a fixed percentage of the eligible employee's salary and charged to the Statement of Profit and Loss. Shortfall of net income of trust below Government specified minimum rate of return, if any, and loss to the trust due to its investments turning stressed are being made good by the Company.

In line with the EAC opinion dated 12.05.2022, provision towards distress investment amounting to ₹413.35 crore has been reversed during the year (2022: additional provision of ₹350.10 crore) by the company. Additionally, ₹128.28 crore has been provided as loss due to Remeasurement of Defined Benefit Plans under Other Comprehensive Income as per Actuarial Report.

NOTES TO STANDALONE FINANCIAL STATEMENTS

NOTE – 35: EMPLOYEE BENEFITS (Contd..)

Gratuity:

Each employee rendering continuous service of 5 years or more is entitled to receive gratuity amount based on completed tenure of service subject to maximum of ₹0.20 crore at the time of separation from the company. Besides, the ceiling of gratuity increases by 25% whenever IDA rises by 50% with reference to January 01, 2017.

Post Retirement Medical Benefit Facility (PRMBF):

PRMBF provides medical coverage to retired employees and their eligible dependant family members.

Resettlement Benefit:

Resettlement benefit is allowed to employees to facilitate them to settle down upon retirement.

Ex gratia Scheme:

Ex-gratia is payable to those employees who have retired before January 01, 2007 and either not drawing pension from superannuation benefit fund (as they superannuated prior to January 01, 1987, i.e. introduction of superannuation benefit fund scheme in IndianOil) or are drawing a pension lower than the ex gratia fixed for a Grade (in such case differential amount between pension and ex gratia is paid).

Employees Compensation for injuries arising out of or during the course of employment:

Employees covered under the Employees' Compensation Act, 1923 who meet with accidents, while on duty, are eligible for compensation under the said Act. Besides, a lumpsum monetary compensation equivalent to 100 months' Pay (BP+DA) is paid in the event of an employee suffering death or permanent total disablement due to an accident arising out of and in the course of his employment.

Felicitation of Retired Employees:

The company has a scheme to felicitate retired employees on attaining different age milestones with a token lumpsum amount.

C. Other Long-Term Employee Benefits - General Description

Leave Encashment:

Each employee is entitled to get 8 earned leaves for each completed quarter of service. Encashment of earned leaves is allowed during service leaving a minimum balance of 15 days subject to maximum accumulation of 300 days. In addition, each employee is entitled to get 5 sick leaves (in lieu of 10 Half Pay Leave) at the end of every six months. The entire accumulation of sick leave is permitted for encashment only at the time of retirement. DPE had clarified earlier that sick leave cannot be encashed, though Earned Leave (EL) and Half Pay Leave (HPL) could be considered for encashment on retirement subject to the overall limit of 300 days. Ministry of Petroleum and Natural Gas (MoPNG) has advised the company to comply with the said DPE Guidelines. However, in compliance to the DPE guidelines of 1987 which had allowed framing of own leave rules within broad parameters laid down by the Government and keeping in view operational complications and service agreements the company had requested concerned authorities to reconsider the matter. Subsequently, based on the recommendation of the 3rd Pay Revision Committee, DPE in its guidelines on pay revision, effective from January 01, 2017 has inter-alia allowed CPSEs to frame their own leave rules considering operational necessities and subject to conditions set therein. The requisite conditions are fully met by the company.

Long Service Award:

On completion of specified period of service with the company and also at the time of retirement, employees are rewarded with amounts based on the length of service completed. It is a mode of recognizing long years of loyalty and faithful service in line with Bureau of Public Enterprises (currently DPE) advice vide its DO No. 7(3)/79-BPE (GM.I) dated February 14, 1983. On receipt of communication from MoPNG advising us that the issue of Long Service Award has been made into an audit para in the Annual Report of CAG of 2019, the Corporation has been clarifying its position to MoPNG individually as well as on industry basis as to how Long Service Awards are not in the nature of Bonus or Ex-gratia or honorarium and is emanating from a settlement with the unions under the Industrial Dispute Act as well as with the approval of the Board in line with the DPE's advice of 1983. The matter is being pursued with MoPNG for resolution. Pending this the provision is in line with Board approved policy.

Leave Fare Allowance (LFA) / Leave Travel Concession (LTC):

LTC is allowed once in a period of two calendar years (viz. two yearly block). An employee has, in any given block period of two years, an option of availing LTC or encashing the entitlements of LFA.

NOTES TO STANDALONE FINANCIAL STATEMENTS

NOTE - 35: EMPLOYEE BENEFITS (Contd..)

D. The summarised position of various Defined Benefit Plans recognised in the Statement of Profit & Loss, Balance Sheet and Other Comprehensive Income are as under:

(Figures given in Unbold & Italic Font in the table are for previous year)

(i) Reconciliation of Balance of Defined Benefit Plans

	(₹ in crore)					
	Provident Fund	Gratuity	PRMS	Resettlement Allowance	Ex-Gratia	Felicitation
	Funded	Funded	Funded	Non-Funded	Non-Funded	Non-Funded
Defined Obligation at the beginning of the year	18,069.96	2,655.33	7,045.20	118.90	255.36	467.25
	<i>17,506.80</i>	<i>2,739.16</i>	<i>6,527.75</i>	<i>127.26</i>	<i>236.23</i>	<i>486.39</i>
Opening Balance Adjustment	(1.32)	-	-	-	-	-
	<i>-</i>	<i>-</i>	<i>-</i>	<i>-</i>	<i>-</i>	<i>-</i>
Current Service Cost	513.20	54.77	288.06	16.86	-	1.73
	<i>490.17</i>	<i>47.72</i>	<i>273.35</i>	<i>18.37</i>	<i>-</i>	<i>2.02</i>
Past Service Cost	-	-	-	-	-	-
	<i>(262.26)</i>	<i>-</i>	<i>-</i>	<i>-</i>	<i>-</i>	<i>-</i>
Interest Cost	1,487.82	194.10	521.34	8.69	17.77	34.58
	<i>1,377.51</i>	<i>189.00</i>	<i>451.07</i>	<i>8.78</i>	<i>14.95</i>	<i>33.61</i>
Contribution by employees	998.85	-	-	-	-	-
	<i>1,072.12</i>	<i>-</i>	<i>-</i>	<i>-</i>	<i>-</i>	<i>-</i>
Net Liability transferred In/(Out)	241.59	-	-	-	-	-
	<i>187.49</i>	<i>-</i>	<i>-</i>	<i>-</i>	<i>-</i>	<i>-</i>
Benefits paid	(2,327.20)	(285.64)	(301.28)	(8.69)	(35.73)	(17.54)
	<i>(2,301.87)</i>	<i>(299.09)</i>	<i>(275.53)</i>	<i>(8.33)</i>	<i>(36.40)</i>	<i>(16.63)</i>
Actuarial (gain)/loss on obligations	128.28	(51.09)	80.72	(22.68)	20.79	(15.17)
	<i>-</i>	<i>(21.46)</i>	<i>68.56</i>	<i>(27.18)</i>	<i>40.58</i>	<i>(38.14)</i>
Defined Benefit Obligation at the end of the year	19,111.18	2,567.47	7,634.04	113.08	258.19	470.85
	<i>18,069.96</i>	<i>2,655.33</i>	<i>7,045.20</i>	<i>118.90</i>	<i>255.36</i>	<i>467.25</i>

(ii) Reconciliation of balance of Fair Value of Plan Assets

	(₹ in crore)					
	Provident Fund	Gratuity	PRMS	Resettlement Allowance	Ex-Gratia	Felicitation
	Funded	Funded	Funded	Non-Funded	Non-Funded	Non-Funded
Fair Value of Plan Assets at the beginning of the year	18,367.42	2,648.57	6,925.80	-	-	-
	<i>17,381.66</i>	<i>2,742.90</i>	<i>6,286.70</i>	<i>-</i>	<i>-</i>	<i>-</i>
Opening Balance Adjustment	(5.81)	-	-	-	-	-
	<i>-</i>	<i>-</i>	<i>-</i>	<i>-</i>	<i>-</i>	<i>-</i>
Interest Income	1,487.82	193.61	512.51	-	-	-
	<i>1,377.51</i>	<i>189.26</i>	<i>434.41</i>	<i>-</i>	<i>-</i>	<i>-</i>
Contribution by employer	513.20	69.89	252.50	-	-	-
	<i>490.17</i>	<i>(3.77)</i>	<i>401.42</i>	<i>-</i>	<i>-</i>	<i>-</i>
Contribution by employees	998.85	-	1.18	-	-	-
	<i>1,072.12</i>	<i>-</i>	<i>1.24</i>	<i>-</i>	<i>-</i>	<i>-</i>
Net Liability transferred In/(Out)	241.59	-	-	-	-	-
	<i>187.49</i>	<i>-</i>	<i>-</i>	<i>-</i>	<i>-</i>	<i>-</i>
Benefit paid	(2,327.20)	(285.64)	(301.28)	-	-	-
	<i>(2,301.87)</i>	<i>(299.09)</i>	<i>(275.53)</i>	<i>-</i>	<i>-</i>	<i>-</i>
Provision for NPA	-	-	-	-	-	-
	<i>(612.36)</i>	<i>-</i>	<i>-</i>	<i>-</i>	<i>-</i>	<i>-</i>
Expected Contribution for NPA	-	-	-	-	-	-
	<i>612.36</i>	<i>-</i>	<i>-</i>	<i>-</i>	<i>-</i>	<i>-</i>
Re-measurement (Return on plan assets excluding Interest Income)	9.79	6.15	41.59	-	-	-
	<i>160.34</i>	<i>19.27</i>	<i>77.56</i>	<i>-</i>	<i>-</i>	<i>-</i>
Fair value of plan assets at the end of the year	19,285.66	2,632.58	7,432.30	-	-	-
	<i>18,367.42</i>	<i>2,648.57</i>	<i>6,925.80</i>	<i>-</i>	<i>-</i>	<i>-</i>

NOTES TO STANDALONE FINANCIAL STATEMENTS

NOTE - 35: EMPLOYEE BENEFITS (Contd..)

(iii) Reconciliation of Fair Value of Plan Assets and Defined Benefit Obligation

(₹ in crore)

	Provident Fund	Gratuity	PRMS	Resettlement Allowance	Ex-Gratia	Felicitation
	Funded	Funded	Funded	Non-Funded	Non-Funded	Non-Funded
Fair Value of Plan Assets at the end of the year	19,285.66	2,632.58	7,432.30	-	-	-
	18,367.42	2,648.57	6,925.80	-	-	-
Defined Benefit Obligation at the end of the year (Net of Interest Shortfall)	19,111.18	2,567.47	7,634.04	113.08	258.19	470.85
	18,069.96	2,655.33	7,045.20	118.90	255.36	467.25
Amount not recognised in the Balance Sheet (as per para 64 of Ind-As 19)	302.76	-	-	-	-	-
	297.46	-	-	-	-	-
Net Liability/(Assets) recognised in the Balance Sheet	128.28	(65.11)	201.74	113.08	258.19	470.85
	-	6.76	119.40	118.90	255.36	467.25

(iv) Amount recognised in Statement of Profit and Loss/Construction Period Expenses

(₹ in crore)

	Provident Fund	Gratuity	PRMS	Resettlement Allowance	Ex-Gratia	Felicitation
	Funded	Funded	Funded	Non-Funded	Non-Funded	Non-Funded
Current Service Cost	513.20	54.77	288.06	16.86	-	1.73
	490.17	47.72	273.35	18.37	-	2.02
Past Service Cost	-	-	-	-	-	-
	(262.26)	-	-	-	-	-
Net Interest Cost	-	0.49	8.83	8.69	17.77	34.58
	-	(0.26)	16.66	8.78	14.95	33.61
Contribution by Employees	-	-	(1.18)	-	-	-
	-	-	(1.24)	-	-	-
Expected Contribution for NPA	-	-	-	-	-	-
	612.36	-	-	-	-	-
Actuarial (gain)/ loss on obligations due to Future Interest Shortfall	-	-	-	-	-	-
	-	-	-	-	-	-
Expenses for the year	513.20	55.26	295.71	25.55	17.77	36.31
	840.27	47.46	288.77	27.15	14.95	35.63

(v) Amount recognised in Other Comprehensive Income (OCI)

(₹ in crore)

	Provident Fund	Gratuity	PRMS	Resettlement Allowance	Ex-Gratia	Felicitation
	Funded	Funded	Funded	Non-Funded	Non-Funded	Non-Funded
Actuarial (gain)/loss on Obligations	-	-	-	-	-	-
- Due to change in Demographic assumptions	-	(3.40)	(1.79)	1.71	-	(11.82)
Actuarial (gain)/loss on Obligations	-	(37.00)	(46.44)	(3.00)	(4.84)	19.29
- Due to change in Financial assumptions	-	(87.52)	(562.39)	(7.28)	(6.39)	(24.09)
Actuarial (gain)/loss on Obligations	128.28	(14.09)	127.16	(19.68)	25.63	(34.46)
- Due to Experience	-	69.46	632.74	(21.61)	46.97	(2.23)
Re-measurement (Return on plan assets excluding Interest Income)	-	6.15	41.59	-	-	-
	-	19.27	77.56	-	-	-
Amount recoverable from employee adjusted in OCI	-	-	-	-	-	-
	-	(200.56)	(643.89)	-	-	-
Net Loss /(Gain) recognized in OCI	128.28	(57.24)	39.13	(22.68)	20.79	(15.17)
	-	159.83	634.89	(27.18)	40.58	(38.14)

NOTES TO STANDALONE FINANCIAL STATEMENTS

NOTE - 35: EMPLOYEE BENEFITS (Contd..)

(vi) Major Actuarial Assumptions

	Provident Fund	Gratuity	PRMS	Resettlement Allowance	Ex-Gratia	Felicitation
	Funded	Funded	Funded	Non-Funded	Non-Funded	Non-Funded
Discount rate	7.49%	7.49%	7.53%	7.49%	7.46%	7.53%
	7.27%	7.31%	7.40%	7.31%	6.96%	7.40%
Salary escalation	-	8.00%	-	-	-	-
	-	8.00%	-	-	-	-
Inflation	-	-	8.00%	6.00%	-	-
	-	-	8.00%	6.00%	-	-
Average Expected Future Service/Obligation (Years)	-	17	30	17	9	30
	-	17	30	17	9	30
Mortality rate during employment	-	Indian Assured Lives Mortality (2012-14) Urban				
	-	Indian Assured Lives Mortality (2012-14) Urban				

In case of funded schemes above, expected return on plan assets is same as that of respective discount rate.

The estimate of future salary increases considered in actuarial valuation takes account of inflation, seniority, promotion and other relevant factors such as supply and demand factors in the employment market.

(vii) Sensitivity on Actuarial Assumptions:

Loss /(Gain) for:	(₹ in crore)					
	Provident Fund	Gratuity	PRMS	Resettlement Allowance	Ex-Gratia	Felicitation
	Funded	Funded	Funded	Non-Funded	Non-Funded	Non-Funded
Change in Discounting Rate						
Increase by 1%	-	(246.82)	(320.97)	(14.59)	(9.10)	(67.02)
	-	(250.30)	(292.72)	(15.11)	(9.45)	(42.61)
Decrease by 1%	281.59	160.70	390.11	18.42	9.90	25.27
	-	164.66	355.38	19.08	10.32	51.84
Change in Salary Escalation						
Increase by 1%	-	(14.36)	-	-	-	-
	-	(9.92)	-	-	-	-
Decrease by 1%	-	(113.28)	-	-	-	-
	-	(117.43)	-	-	-	-
Change in Inflation Rate						
Increase by 1%	-	-	912.53	-	-	-
	-	-	831.05	-	-	-
Decrease by 1%	-	-	(744.38)	-	-	-
	-	-	(677.28)	-	-	-

(viii) Investment details:

	Provident Fund	Gratuity	PRMS
	Funded	Funded	Funded
Investment with Insurer	-	99.59%	88.38%
	-	99.60%	85.51%
Self managed investments	100.00%	0.41%	11.62%
	100.00%	0.40%	14.49%

NOTES TO STANDALONE FINANCIAL STATEMENTS**NOTE - 35: EMPLOYEE BENEFITS (Contd..)**

Details of the investment pattern for the above mentioned funded obligations are as under:

	Provident Fund Funded	Gratuity* Funded	PRMS* Funded
Government Securities (Central & State)	54.16%	86.99%	10.50%
	51.19%	55.57%	15.85%
Investment in Equity/Mutual Funds	7.33%	-	31.20%
	7.97%	1.09%	16.66%
Investment in Debentures/Securities	36.98%	9.72%	58.30%
	38.30%	41.29%	67.49%
Other approved investments (incl. Cash)	1.53%	3.29%	-
	2.54%	2.05%	-

* Pending receipt of investment pattern from LIC for current year, pattern above pertains to self managed funds & funds managed by other insurers and the actual investment pattern after considering the details from LIC shall vary.

(ix) The following payments are expected projections to the defined benefit plan in future years:

Cash Flow Projection from the Fund/ Employer	(₹ in crore)				
	Gratuity	PRMS	Resettlement Allowance	Ex-Gratia	Felicitation
Within next 12 Months	308.15	297.39	8.01	49.21	25.32
	321.16	275.84	8.32	30.21	25.35
Between 1 to 5 Years	895.58	1,285.41	22.96	149.83	117.52
	943.21	1,186.18	26.19	94.49	109.88
Between 6 to 10 Years	1,010.29	1,809.15	30.92	102.90	172.01
	1,046.90	1,656.40	32.45	68.49	166.28

NOTE-36: COMMITMENTS AND CONTINGENCIES**A. Leases****(a) As Lessee**

The Company has entered into various material lease arrangements (including in substance lease arrangements) such as lands and buildings for the purpose of its plants, facilities, offices, retail outlet etc., storage tankages facility for storing petroleum products, time charter arrangements for transportation of crude and petroleum products, transportation agreement for dedicated tank trucks for road transportation of petroleum products, handling arrangement with CFA for providing dedicated storage facility and handling lubes, supply of utilities like Hydrogen, Oxygen, Nitrogen and Water, way leave licences and port facilities among others.

There are no significant sale and lease back transactions and lease agreements entered by the Company do not contain any material restrictions or covenants imposed by the lessor upto the current reporting period.

Details of significant leases entered by the Company (including in substance leases) are as under:

- BOOT Agreement in respect of Tankages facility at Paradip for a period of 15 years. Lessor will transfer ownership to IOCL after 15 years at Nil value.
- BOOT Agreement in respect of Water Intake facility at Paradip for a period of 25 years. Lessor will transfer ownership to IOCL after 25 years at ₹ 0.01 crore.
- Leasehold lands from government for the purpose of plants, facilities and offices for the period 30 to 90 years.
- Agreements with vessel owners for hiring of dedicated time charter vessels for transportation of Company's crude and petroleum products, these are classified as Transport Equipments.
- BOO Agreement for supply of oxygen and nitrogen at Panipat Refinery. The land is owned by IOCL and the plant is being operated by contractor for supply of oxygen and nitrogen to IOCL.
- BOO Agreement for leasing of Nitrogen & Hydrogen Plant at Paradip for 15 years .
- BOOT Agreement for leasing of Quality Control Lab at Paradip for 10 years. Lessor will transfer the Assets after 10 years at ₹ 0.01 crore.
- BOO Agreement for supply of Oxygen and Nitrogen Gas to IOCL Ethylene Glycol project at Paradip Refinery for a period of 20 years.
- Arrangements with Adani Ports and Special Economic Zone Limited related to port facilities at Mundra for a period of 25 years and 11 months.

NOTES TO STANDALONE FINANCIAL STATEMENTS

NOTE-36: COMMITMENTS AND CONTINGENCIES (Contd..)

10. Arrangements with Adani Ports and Special Economic Zone Limited related to land for a period of 8 years and 2 months for setting up tank farm at Mundra Port, Gujarat for storing crude oil.
11. Arrangement for lease of land for operating Retail Outlets for sale of Petroleum products, setting up terminals/Bottling plant/Lube Blending plant for storing petroleum products/bottling LPG/Manufacturing Lubes respectively.
12. CFA handling arrangement with CFAs for providing dedicated storage facility for handling lubes.
13. Arrangements with Tank truck operators for providing dedicated tank trucks for transportation of company's petroleum products.
14. Arrangement for dedicated storage tanks for storing Company's petroleum products at various locations.

Amount Recognized in the Statement of Profit and Loss or Carrying Amount of another asset

Particulars	(₹ in crore)	
	2022-23	2021-22
Depreciation and Impairment recognized	2,173.37	1,652.02
Interest on lease liabilities	848.39	792.79
Expenses relating to short-term leases (leases more than 30 days but less than 12 months)*	1,362.82	1,597.90
Expenses relating to leases of low-value assets, excluding short-term leases of Low-value assets	32.68	29.11
Variable lease payments not included in the measurement of lease liabilities	10,353.72	9,781.93
Income from sub-leasing right-of-use assets		
– As Rental income from Operating Lease	25.31	23.29
– As Finance income from Finance Lease of RoU Asset	0.10	0.28
Total cash outflow for leases	4,258.29	3,056.14
Additions to ROU during the year	2,732.43	1,628.13
Net Carrying Amount of ROU at the end the year	9,884.18	9,325.12
Others including Disputed, Leave & License, Reversal of excess liability of previous year, exchange fluctuation on lease liability etc.	666.03	279.80

*Includes Leases for which agreement are yet to be entered or due for renewal.

The details of ROU Asset included in PPE (Note 2) held as lessee by class of underlying asset are presented below :-

(₹ in crore)				
Asset Class	Net Carrying value as at April 01, 2022	Net Additions to RoU Asset during the Year**	Depreciation/ Impairment recognized during the Year	Net Carrying value as at March 31, 2023
Leasehold Land	3,920.39	791.90	331.41	4,380.88
Buildings Roads etc.	339.37	20.53	37.03	322.87
Plant & Equipment	3,370.49	316.34	266.29	3,420.54
Transport Equipments	1,694.83	1,603.66	1,538.61	1,759.88
Railway Sidings	0.04	-	0.03	0.01
Total	9,325.12	2,732.43	2,173.37	9,884.18

(₹ in crore)				
Asset Class	Net Carrying value as at April 01, 2021	Net Additions to RoU Asset during the Year**	Depreciation/ Impairment recognized during the Year	Net Carrying value as at March 31, 2022
Leasehold Land	4,358.89	(167.54)	270.96	3,920.39
Buildings Roads etc.	346.38	23.92	30.93	339.37
Plant & Equipment	3,636.08	0.91	266.50	3,370.49
Transport Equipments	1,007.56	1,770.83	1,083.56	1,694.83
Railway Sidings	0.10	0.01	0.07	0.04
Total	9,349.01	1,628.13	1,652.02	9,325.12

** Additions to RoU Asset during the year is net of RoU Assets given on Sublease or modifications and cancellations during the year, if any.

NOTES TO STANDALONE FINANCIAL STATEMENTS

NOTE-36: COMMITMENTS AND CONTINGENCIES (Contd..)

As per requirement of the standard, maturity analysis of Lease Liabilities have been shown separately from the maturity analysis of other financial liabilities under Liquidity Risk-Note 40: Financial Instruments & Risk Factors.

Details of items of future cash outflows which the Company is exposed as lessee but are not reflected in the measurement of lease liabilities are as under:

(i) Variable Lease Payments

Variable lease payments that depend on an index or a rate are to be included in the measurement of lease liability although not paid at the commencement date. As per general industry practice, the Company incurs various variable lease payments which are not based any index or rate (variable based on kms covered or % of sales etc.) and are recognized in profit or loss and not included in the measurement of lease liability. Details of some of the arrangements entered by the Company which contain variable lease payments are as under:

1. Transportation arrangement based on number of kms covered for dedicated tank trucks with different operators for road transportation of petroleum, petrochemical and gas products.
2. Leases of Land of Retail Outlets based on Sales volume.
3. Rent for storage tanks for petroleum products on per day basis.
4. Payment of VTS software and VSAT equipment based on performance of equipment.
5. Payment of SD WAN equipment & software based on performance of equipment.

(ii) Extension and Termination Options

The Company lease arrangements includes extension options only to provide operational flexibility. Company assesses at every lease commencement whether it is reasonably certain to exercise the extension options and further reassesses whether it is reasonably certain to exercise the options if there is a significant event or significant change in circumstances within its control. However, where Company has the sole discretion to extend the contract such lease term is included for the purpose of calculation of lease liabilities.

The Company has the sole discretion to terminate the lease in case of lease agreement for Retail Outlets. However, Company is reasonably certain not to exercise the option in view of significant improvement and prominent importance of Retail to the entity's operations. Accordingly, such lease term without any effect of termination is considered for the purpose of calculation of lease liabilities.

(iii) Residual Value Guarantees

The Company have entered into various BOOT agreements wherein at the end of lease term the leased assets will be transferred to the company at Nominal value which has no significant impact on measurement of lease liabilities.

(iv) Committed leases which are yet to commence

1. The Company has entered into lease agreement on BOO basis for supply of Hydrogen and Nitrogen gas to Barauni Refinery for a period of 20 years. IOCL has sub leased the land for the construction of the plant. Lease will commence once plant is commissioned.
2. The Company has paid Advance Upfront Premium of ₹ 72.56 crore to CIDCO for land for 3 Retail outlets at Mumbai for the period of 60 years. The agreement is yet to be executed and therefore the amount is lying as Capital Advance and shall form part of ROU Assets once lease is commenced.
3. The Company has paid Advance Upfront Premium of ₹ 13.42 crore to MSRDC for land for 6 Retail outlets at Aurangabad and Nagpur for the period of 30 years. Out of this the agreement is yet to be executed for 1 RO with upfront premium of ₹ 4.33 crore and therefore the amount is lying as Capital Advance and shall form part of ROU Assets once lease is commenced.
4. The Company has entered into lease agreement for sourcing e-locks from various vendors for a period of 3 years (with an option to extend at the option of IOCL) at rate ranging from ₹ 1200-1400/month and for 1 vendor ₹ 2450/month. As at March 31, 2023, 3022 no's are yet to be supplied. However, the same are low value items.
5. The Company has entered into lease agreement with Andhra Pradesh State Civil Supplies for land for 1 Retail Outlet at Vizag for a period of 20 years at an monthly rental of ₹ 20000/- with an increment of 10% in every 3 years. The possession of land is not given and the matter is pending in the court.

NOTES TO STANDALONE FINANCIAL STATEMENTS

NOTE-36: COMMITMENTS AND CONTINGENCIES (Contd..)

6. The Company has entered into centralised lease agreement with M/s Trimble for rent payment of ₹373/month for VTS software for POL trucks customised to IOCL requirement for a period of 5 years. As at March 31, 2023 total 3354 Nos are yet to be installed. However, payment is in the nature of variable lease payment.
7. The Company has entered into lease agreement with various vendors for VTS software of LPG trucks for a period of 5 years at a rental ranging from ₹ 108-256/month. As at March 31, 2023 a total of 1976 nos. of VTS are yet to be installed. However, payment is in the nature of variable lease payment.
8. The Company has entered into lease agreement with M/s Fox Solutions Pvt Ltd for IoT software & equipments for Swagat RO's for a period of 3 years at a rental of ₹4950/month. As at March 31, 2023 a total of 109 nos. of equipments are yet to be installed. However, the same are low value items.
9. The Company has entered into lease agreement with M/s Seven Islands Shipping Ltd for hiring time chartered vessels for the period of 2 years to be commenced from the month of Apr'2023.
10. The Company has entered into lease agreement for Supply, Installation and Maintenance of Dual Network Connectivity Solution (SD-WAN Solutions) with Managed Services on rental basis for ROs for a period of 5 years on OPEX Model with monthly rental of ₹2113/-. Out of selected RO's, commissioning is pending in 5204 RO's. However, payment is in the nature of variable lease payment.
11. The Company has entered into lease agreement with NHAI for lease agreements of 12 sites to set up retail outlets in Delhi/Haryana Region for a period of 15 years with monthly rentals of ₹1.43 crore for each RO out of which 8 sites are pending for hand over, hence not capitalized as ROU assets & shown as committed leases. The Company has entered into lease agreement with NHAI for lease agreements of 4 sites to set up retail outlets in Rajasthan Region for a period of 15 years with monthly rentals of ₹ 0.68 crore for each RO out of which 2 sites are pending for hand over, hence not capitalized as ROU assets & shown as committed leases.

(b) As Lessor

(i) Operating Lease

The lease rentals recognized as income in these statements as per the rentals stated in the respective agreements:

Particulars	(₹ in crore)	
	2022-23	2021-22
Lease rentals recognized as income during the year	120.05	130.08
- Variable Lease	41.48	59.06
- Others	78.57	71.02

These relate to Land/Buildings subleased for non fuel business, storage tankage facilities for petroleum products, Leave and License model, machinery and office equipments given on lease. Asset class wise details have been presented under Note 2: Property, Plant and Equipments.

Maturity Analysis of Undiscounted Lease Payments to be received after the reporting date

Particulars	(₹ in crore)	
	March 31, 2023	March 31, 2022
Less than one year	53.96	57.16
One to two years	47.19	46.35
Two to three year	18.94	43.45
Three to four years	2.20	16.52
Four to five years	0.41	2.18
More than five years	0.16	0.44
Total	122.86	166.10

NOTES TO STANDALONE FINANCIAL STATEMENTS**NOTE-36: COMMITMENTS AND CONTINGENCIES (Contd..)****(ii) Finance Lease**

The Company has entered into the following material finance lease arrangements:

- (i) The Company has subleased Telematics Equipments to its Fleet Customers. IOCL has classified the sub lease as a finance lease, because the sub-lease is for the whole of the remaining term of the head lease.
- (ii) The Company has entered into sublease arrangement of Office Space to PCRA for a period of 3 years. The same has been classified as finance lease as the sub-lease is for the whole of the remaining term of the head lease.
- (iii) The Company has entered into a lease agreement with Indian Synthetic Rubber Private Limited in which the Company has leased out land for one time upfront payment of ₹ 16.65 crore.
- (iv) The Company has subleased certain Office Premises to IHB Limited.

Lease income from lease contracts in which the Company acts as a lessor is as below:-

Particulars	₹ in crore)	
	2022-23	2021-22
Selling Profit & Loss	(0.01)	0.58
Finance income on the net investment in the lease	0.10	0.28

Particulars	₹ in crore)	
	March 31, 2023	March 31, 2022
Gross Investments in Finance Lease	24.95	123.96
Less: Unearned Finance Income	0.01	0.12
Less: Finance Income Received	0.47	40.68
Less: Minimum Lease payment received	23.54	79.82
Less: Adjustment during the year	0.19	-
Net Investment in Finance Lease as on Date	0.74	3.34
Opening Net Investment in Finance Lease	3.34	4.06
Add: New Leases added during the year	0.02	3.08
Less: PV of Minimum Lease payment received during the year	2.43	3.80
Less: Adjustment during the year	0.19	-
Closing Net Investment in Finance Lease	0.74	3.34

Maturity Analysis of Undiscounted Lease Payments to be received after the reporting date

Particulars	₹ in crore)	
	March 31, 2023	March 31, 2022
Less than one year	0.74	2.61
One to two years	0.01	0.85
Two to three year	-	-
Three to four years	-	-
Four to five years	-	-
More than five years	-	-
Total Undiscounted Lease Payment	0.75	3.46
Less: Unearned finance Income	0.01	0.12
Net Investment in Finance Lease as on date	0.74	3.34

B. Contingent Liabilities**B.1 Claims against the Company not acknowledged as debt**

Claims against the Company not acknowledged as debt amounting to ₹ 9072.41 crore (2022: ₹8441.64 crore) are as under:

B.1.1 ₹110.12 crore (2022: ₹23.66 crore) being the demands raised by the Central Excise/Customs/Service Tax/GST Authorities including interest of ₹49.4 crore (2022: ₹6.67 crore.)

B.1.2 ₹38.36 crore (2022: ₹40.21 crore) in respect of demands for Entry Tax from State Governments including interest of ₹8.62 crore (2022: ₹8.62 crore).

NOTES TO STANDALONE FINANCIAL STATEMENTS

NOTE-36: COMMITMENTS AND CONTINGENCIES (Contd..)

B.1.3 ₹1286.26 crore (2022: ₹1839.50 crore) being the demands raised by the VAT/Sales Tax Authorities including interest of ₹534.91 crore (2022: ₹786.26 crore).

B.1.4 ₹2266.47 crore (2022: ₹2266.47 crore) in respect of Income Tax demands including interest of ₹113.34 crore (2022: ₹113.34 crore).

B.1.5 ₹5005.96 crore (2022: ₹3893.39 crore) including ₹4068.31 crore (2022: ₹3306.36 crore) on account of Projects for which suits have been filed in the Courts or cases are lying with Arbitrator. This includes interest of ₹212.93 crore (2022: ₹86.59 crore).

B.1.6 ₹365.24 crore (2022: ₹378.41 crore) in respect of other claims including interest of ₹27.74 crore (2022: ₹41.44 crore).

The Company has not considered those disputed demands/claims as contingent liabilities, for which, the outflow of resources has been considered as remote. The Company does not expect the outcome of these proceedings to have a materially adverse effect on its financial position. Contingent liabilities in respect of joint operations are disclosed in Note 33B.

B.2 Guarantees excluding Financial Guarantees

B.2.1 The Company has entered into Master Guarantee Agreement, on behalf of its subsidiaries viz. Indoil Global B.V. and Indoil Montney Ltd. for all of its payments and performance obligations under the various Project Agreements entered by the subsidiaries with PETRONAS Carigali Canada B.V. and Progress Energy Canada Ltd. (now renamed as Petronas Energy Canada Ltd.). The total amount sanctioned by the Board of Directors is CAD 3924.76 million. The estimated amount of such obligation (net of amount paid) as on 31st March 2023 is ₹4,150.21 crore – CAD 683.56 million (2022: ₹ 4,336.93 crore - CAD 716.83 million). The sanctioned amount was reduced by CAD 1,462.00 million due to winding down of LNG Plant during 2017.

*B.2.2 The Company has issued Corporate Guarantee in favour of three beneficiaries i.e., Bolivarian Republic of Venezuela (Republic), The Corporation Venezolana del Petroleo S.A. and PeTroCarabobo S.A., on behalf of Indoil Netherlands B.V., Netherlands (an associate Company) to fulfil the associate Company's future obligations of payment of signature bonus / equity contribution / loan to the beneficiaries. The total amount sanctioned by the Board of Directors is USD 424 million. The estimated amount of such obligation (net of amount paid) as on 31st March 2023 is ₹ 3010.33 crore - USD 366.33 million (2022: ₹ 2776.77 crore – USD 366.34 million).

*B.2.3 The Company has issued Corporate Guarantee, on behalf of IndianOil Adani Gas Private Limited (IOAGPL), to the extent of obligations of later company under Performance Bank Guarantee facility provided to IOAGPL by State Bank of India, Canara Bank, Bank of Baroda, Indian Bank, IndusInd Bank, Jammu and Kashmir Bank, Axis Bank and ICICI Bank. The Company's share of such obligation is estimated at ₹ 3,533.46 crore (2022: ₹ 3533.46 crore).

*B.2.4 The Company has issued Parent Company Guarantee in favour of Abu Dhabi National Oil Company, on behalf of Urja Bharat Pte. Ltd., Singapore (a joint venture company of Company's subsidiary i.e. IOCL Singapore Pte Ltd) to fulfill the joint venture Company's future obligations of payment and performance of Minimum Work Programme. The total amount sanctioned by the Board of Directors is USD 89.7 Million. The estimated amount of such obligation (net of amount paid) is ₹239.95 crore - USD 29.20 million (2022: ₹ 395.66 crore - USD 52.20 million).

* The Company has sought an opinion from Expert Advisory Committee (EAC) of the Institute of Chartered Accountants of India on treatment of these as Financial Guarantee. On receipt of the EAC opinion, appropriate effect will be given in the books of account, if required.

B.3 Other money for which the Company is Contingently Liable

B.3.1 Pending decision of the Government, no liability could be determined and provided for in respect of additional compensation, if any, payable to the land owners and the Government for certain lands acquired.

B.3.2 As on 31.03.2023 company has contingent liability of H 479.08 crore (2022: H 236.85 crore) towards custom duty for capital goods imported under Manufacturing & Other operation in Warehouse Regulation (MOOWR) scheme against which company has executed and utilised bond amounting to H 1437.24 crore (2022: H 710.54 crore) which represents three times of the custom duty. The firm liability towards such custom duty shall be contingent upon conditions (Rate of custom duty/decision of company to export, etc) at the time of filing of ex-bond bill of entry at the time of disposal. In case the Company decides to export such capital goods, the associated costs shall not be significant.

C. Commitments

C.1 Capital Commitments

Estimated amount of contracts remaining to be executed on Capital Account and thus not provided for is ₹ 74493.28 crore (2022: ₹ 53030.96 crore) inclusive of taxes.

NOTES TO STANDALONE FINANCIAL STATEMENTS**NOTE-36: COMMITMENTS AND CONTINGENCIES (Contd..)****C.2 Other Commitments**

Estimated amount of commitments in respect of CY-ONHP-2018/1 block is ₹ 159.19 crore (2022: ₹ 146.83 crore). Commitments in respect of Joint Operations are disclosed in Note 33B.

D. Contingent assets

Particulars	(₹ in crore)	
	March 31, 2023	March 31, 2022
In respect of interest claim	-	19.50
Total	-	19.50

NOTE - 37: RELATED PARTY DISCLOSURES

As required by Ind-AS -24 "Related Party Disclosures", are given below :

1. Subsidiaries and their Subsidiaries:**A. Details of Subsidiary Companies/Entities and their Subsidiaries:**

1) Chennai Petroleum Corporation Limited	6) IOCL (USA) INC.
2) IndianOil (Mauritius) Limited	7) IndOil Global B.V., Netherlands
3) Lanka IOC PLC	8) IOCL Singapore Pte. Limited
4) IOC Middle East FZE	9) IndOil Montney Limited
5) IOC Sweden AB	10) IOCL Exploration and Production Oman Limited

B. The following transactions were carried out with Subsidiary Companies/Entities and their Subsidiaries in the ordinary course of business:

Particulars	(₹ in crore)	
	March 31, 2023	March 31, 2022
1 Sales of Products/Services [Includes sales to Chennai Petroleum Corporation Limited ₹ 1,967.69 crore (2022: ₹ 2,318.72 crore) and IOC Middle East FZE ₹ 246.86 crore (2022: ₹ 4.32 crore)]	2,242.77	2,471.97
2 Interest received [Includes interest received from Lanka IOC PLC- Nil (2022: ₹ 0.01 crore)]	-	0.01
3 Other Operating Revenue/Dividend/Other Income [Includes Other Operating Revenue/Dividend/Other Income from IOCL Singapore Pte. Limited ₹ 1,511.01 crore (2022: ₹ 757.99 crore), Chennai Petroleum Corporation Limited ₹ 229.90 crore (2022: ₹ 98.12 crore) and IndOil Global B.V., Netherlands ₹ 157.34 crore (2022: ₹ 109.50 crore)]	1,944.28	1,012.20
4 Purchase of Products [Includes Purchase of Products from Chennai Petroleum Corporation Limited ₹ 82,110.68 crore (2022: ₹ 55,665.94 crore)]	82,110.68	55,665.94
5 Purchase of Raw Materials/Others [Includes Purchase of Raw Materials/Others from Chennai Petroleum Corporation Limited ₹ 2,286.26 crore (2022: ₹ 1,537.65 crore)]	2,286.26	1,538.01
6 Expenses Paid/(Recovered) (Net) [Includes Expenses Paid to/(Recovered) from Chennai Petroleum Corporation Limited ₹ (9.57) crore (2022: ₹ (10.11) crore)]	(8.96)	(9.44)
7 Investments made/(sold) during the year (Incl Advance for Investment) [Includes Investment made/(reduction in share capital) in IOCL Singapore Pte. Limited- Nil (2022: ₹ 1,876.52 crore)]	-	1,877.73
8 Purchase/ (Sale)/Acquisition of Fixed Assets (Incl. CWIP/Leases) [Includes Purchase/(Sale)/Acquisition of Fixed Assets incl. CWIP/Leases from Chennai Petroleum Corporation Limited ₹ 21.57 crore (2022: ₹ 20.55 crore)]	21.57	20.55
9 Provisions made/(write back) during the year [Includes Provision made/(written back) in IOC Sweden AB ₹ 43.14 crore (2022: ₹ 290.33 crore)]	43.14	285.60

NOTES TO STANDALONE FINANCIAL STATEMENTS

NOTE - 37: RELATED PARTY DISCLOSURES (Contd..)

		(₹ in crore)	
Particulars	March 31, 2023	March 31, 2022	
10 Outstanding Receivables/Loans	2,267.00	1,955.04	
[Includes Outstanding Receivables from Chennai Petroleum Corporation Limited ₹ 2,208.53 crore (2022: ₹ 1,893.58 crore)]			
11 Outstanding Payables (Incl Lease Obligation)	416.67	445.97	
[Includes Outstanding payable to Chennai Petroleum Corporation Limited ₹ 398.53 crore (2022: ₹ 420.01 crore)]			
12 Investments in Subsidiaries as on date	16,411.40	16,596.86	
13 Guarantees			
Financial Guarantees	3,767.53	3,536.19	
[Includes Financial Guarantees given to IndOil Montney Limited ₹ 3,767.53 crore (2022: ₹ 3,536.19 crore)]			
Other than Financial Guarantees	4,150.21	4,336.93	
[Includes Parent Company Guarantees for other than debt obligation given to IndOil Montney Limited ₹ 4,150.21 crore (2022: ₹ 4,336.93 crore)]			

Notes:

- 1) Transactions in excess of 10% of the total related party transactions for each type has been disclosed above.
- 2) In case of Subsidiary Companies constituted/acquired during the year, transactions w.e.f. date of constitution/acquisition are disclosed.
- 3) In case of Subsidiary Companies which have been closed/divested during the year, transactions up to the date of closure/disinvestment only are disclosed.

2. Joint Ventures (JVs)/ Associate of IOCL & their subsidiaries and JVs of Subsidiaries of IOCL:**A) Details of Joint Ventures (JVs) / Associate Entities to IOCL & its Subsidiaries:**

1) IndianOil Adani Ventures Limited (formerly known as Indian Oiltanking Limited)	22) Hindustan Urvarak & Rasayan Limited ⁵
2) Lubrizol India Private Limited	23) Ratnagiri Refinery & Petrochemicals Limited
3) Petronet VK Limited	24) Indradhanush Gas Grid Limited
4) IndianOil Petronas Private Limited	25) Ujjwala Plus Foundation ^{^^}
5) Avi-Oil India Private Limited	26) IHB Limited
6) Petronet India Limited *	27) IndianOil Total Private Limited
7) Petronet LNG Limited	28) IOC Phinergy Private Limited
8) Green Gas Limited	29) Paradeep Plastic Park Limited
9) Petronet CI Limited [@]	30) Indian Additives Limited
10) IndianOil LNG Private Limited	31) National Aromatics & Petrochemicals Corporation Limited
11) IndianOil SkyTanking Private Limited	32) Taas India PTE Limited
12) Suntera Nigeria 205 Limited	33) Vankor India PTE Limited
13) Delhi Aviation Fuel Facility Private Limited	34) Ceylon Petroleum Storage Terminals Limited
14) Indian Synthetic Rubber Private Limited	35) Falcon Oil & Gas B.V.
15) Indian Oil Ruchi Biofuels LLP [#]	36) Urja Bharat PTE Limited
16) NPCIL- IndianOil Nuclear Energy Corporation Limited	37) Beximco IOC Petroleum and Energy Limited
17) GSPL India Transco Limited	38) INDOIL Netherlands B.V.
18) GSPL India Gasnet Limited	39) LLC Bharat Energy Office
19) IndianOil - Adani Gas Private Limited	40) Trinco Petroleum Terminal (Private) Limited
20) Mumbai Aviation Fuel Farm Facility Private Limited	41) Mer Rouge Oil Storage Terminal Limited
21) Kochi Salem Pipeline Private Limited	42) Cauvery Basin Refinery and Petrochemicals Limited (Incorporated on 06.01.23) ^{@@}

B) Details of Subsidiaries to JVs of IOCL:

1) IOT Engineering & Construction Services Limited	10) IndianOil Skytanking Delhi Private Limited
2) Stewarts and Lloyds of India Limited	11) IOT Biogas Private Limited
3) IOT Infrastructures Private Limited	12) Petronet LNG Foundation
4) IOT Utkal Energy Services Limited	13) Petronet Energy Limited
5) PT IOT EPC Indonesia	14) KazakhstanCaspishelf India Private Limited
6) IOT Engineering Projects Limited	15) Petronet LNG Singapore PTE. Limited
7) JSC KazakhstanCaspishelf	16) IOSL Noida Private Limited
8) Indian Oiltanking Engineering & Construction Services LLC Oman	17) IOT Utkarsh Limited (Incorporated on 23.08.2022)
9) IOT Vito Muhendislik Insaat Ve Taahut A.S.	

NOTES TO STANDALONE FINANCIAL STATEMENTS

NOTE – 37: RELATED PARTY DISCLOSURES (Contd..)

- * Petronet India Limited is a JV amongst Indian Oil, BPCL, HPCL, RIL, NEL, IL&FS, SBI and ICICI. The company is under winding up and the matter is pending with Official Liquidator since 2018.
- @ Petronet CI Ltd. is a JV amongst Indian Oil, PIL, RIL, NEL and BPCL. The company is under winding up and the matter is pending with Official Liquidator since 2006.
- # IndianOil has exited the Joint Venture, IndianOil Ruchi Biofuels LLP (M/s IORB) by giving notice of its exit from the LLP to the other JV partner viz. Ruchi Soya Industries Limited (M/s Ruchi) as well as to the LLP on December 26, 2018 stating that it will exit the LLP w.e.f. January 25, 2019. The time frame for completing exit formalities by M/s Ruchi by filing requisite forms with ROC was within 30 days of notice expiry period (i.e., by February 24, 2019) but the same is still pending and IndianOil's name is appearing on ROC website as Partner in the said LLP. It has been informed that M/s Ruchi was under Corporate Insolvency Resolution Process and has been taken over by Patanjali Ayurveda Limited, and for the purpose of carrying out the process of liquidation, M/s. Sanatan has been inducted as the new partner in place of Indian Oil. All necessary documents have been provided to M/s Ruchi for completing formalities relating to exit of IndianOil from IORB LLP.
- \$ The Board of IndianOil at its meeting held on 23.11.2022 has accorded in-principle approval for disinvestment of Hindustan Urvarak & Rasayan Limited.
- ^^ The Board of IndianOil at its meeting held on 14.03.2023 has accorded in-principle approval for closure of Ujjwala Plus Foundation.
- @@ Cauvery Basin Refinery and Petrochemicals Limited (CBRPL) has been incorporated on 6th January 2023 as a Joint Venture of Indian Oil and Chennai Petroleum Corporation Limited each holding 25% equity and balance by seed equity investors, for construction of new 9 MMTPA refinery at Cauvery Basin Nagapattinam. IndianOil has made equity contribution of 25% stake in Cauvery Basin Refinery and Petrochemicals Limited during the month of March 2023.

C) The following transactions were carried out with Joint Ventures (JVs)/Associate of IOCL & their subsidiaries and JVs of Subsidiaries of IOCL in the ordinary course of business:

Particulars	(₹ in crore)	
	March 31, 2023	March 31, 2022
1 Sales of Products/Services*	4,666.48	3,602.87
[Includes sales to IndianOil Petronas Private Limited ₹ 2,751.39 crore (2022: ₹ 2,422.77 crore), Indian Synthetic Rubber Private Limited ₹ 537.52 crore (2022: ₹ 698.88 crore) and Hindustan Urvarak and Rasayan Limited ₹ 496.90 crore (2022: ₹ 7.97 crore)]		
2 Interest received	274.32	280.97
[Includes interest received from IndianOil LNG Private Limited ₹ 273.04 crore (2022: ₹ 273.04 crore)]		
3 Other Operating Revenue/Dividend/Other Income	533.42	565.19
[Includes Other Operating Revenue/Dividend/Other Income from Petronet LNG Limited ₹ 221.40 crore (2022: ₹ 202.61 crore), Indian Synthetic Rubber Private Limited ₹ 163.85 crore (2022: ₹ 145.32 crore) and IndianOil Petronas Private Limited ₹ 67.77 crore (2022: ₹ 148.15 crore)]		
4 Purchase of Products	13,622.43	8,177.66
[Includes Purchase of Products from Petronet LNG Limited ₹ 12,312.45 crore (2022: ₹ 7,344.38 crore)]		
5 Purchase of Raw Materials/Others	8,301.35	7,325.55
[Includes Purchase of Raw Materials/Others from Petronet LNG Limited ₹ 5,487.55 crore (2022: ₹ 4,755.41 crore) and Falcon Oil & Gas B.V. ₹ 2,229.70 crore (2022: ₹ 2,156.52 crore)]		
6 Interest paid	206.97	229.62
[Includes Interest paid to IOT Utkal Energy Services Limited ₹ 206.97 crore (2022: ₹ 229.62 crore)]		
7 Expenses Paid/(Recovered) (Net)	1,293.19	774.29
[Includes Expenses Paid to/(Recovered) from IndianOil Petronas Private Limited ₹ 371.14 crore (2022: ₹ 379.21 crore), Petronet LNG Limited ₹ 227.08 crore (2022: Nil), IndianOil Adani Gas Private Limited ₹ 215.17 crore (2022: ₹ 0.14 crore) and IndianOil Sky Tanking Private Limited ₹ 191.30 crore (2022: ₹ 162.86 crore)]		
8 Investments made/(sold) during the year (Incl. Advance for Investment)	821.03	1,901.05
[Includes Investment made in Hindustan Urvarak and Rasayan Limited ₹ 666.54 crore (2022: ₹ 497.65 crore), Kochi Salem Pipelines Private Limited ₹ 90.64 crore (2022: ₹ 267.50 crore), IndianOil Adani Gas Private Limited ₹ 22.18 crore (2022: ₹ 198.94 crore) and IHB Limited- Nil (2022: ₹ 700.00 crore)]		
9 Purchase/(Sale)/Acquisition of Fixed Assets (Incl. CWIP/Leases)	1.01	(2.05)
[Includes Purchase/(Sale)/Acquisition/(Recovered) of Fixed Assets incl. CWIP/Leases from GSPL India Transco Limited ₹ 0.95 crore (2022: Nil) and IHB Limited- Nil (2022: ₹ (2.06) crore)]		

NOTES TO STANDALONE FINANCIAL STATEMENTS

NOTE - 37: RELATED PARTY DISCLOSURES (Contd..)

		(₹ in crore)	
Particulars	March 31, 2023	March 31, 2022	
10 Provisions made/(write back) during the year	0.05	144.19	
[Includes Provision made/(written back) in Suntera Nigeria 205 Limited ₹ 0.05 crore (2022:Nil), Petronet VK Limited- Nil (2022: ₹ 110.90 crore) and GSPL India Transco Limited- Nil (2022: ₹ 33.29 crore)]			
11 Outstanding Receivables/Loans	2,178.03	1,846.50	
[Includes Outstanding Receivables/Loans from IndianOil LNG Private Limited ₹ 1,056.12 crore (2022: ₹ 826.53 crore) and Petronet LNG Limited ₹ 257.48 crore (2022: ₹ 273.62 crore)]			
12 Outstanding Payables (Incl. Lease Obligation)	3,074.53	2,930.74	
[Includes Outstanding payable to IOT Utkal Energy Services Limited ₹ 1,913.89 crore (2022: ₹ 2,137.88 crore) and Petronet LNG Limited ₹ 930.69 crore (2022: ₹ 612.67 crore)]			
13 Investments in JV/Associates as on date	11,064.32	9,521.37	
14 Guarantees			
Financial Guarantees	165.86	134.54	
[Includes Financial Guarantees given to Indian Synthetic Rubber Private Limited ₹ 145.86 crore (2022: ₹ 134.54 crore) and Indradhanush Gas Grid Limited ₹ 20.00 crore (2022:Nil)]			
Other than Financial Guarantees	6,783.74	6,705.89	
[Includes Parent Company Guarantees for other than debt obligation given to INDOIL Netherlands B.V. ₹ 3,010.33 crore (2022: ₹ 2,776.77 crore) and IndianOil Adani Gas Private Limited ₹ 3,533.46 crore (2022: ₹ 3,533.46 crore)]			

* Revenue from Operations includes ₹ 60.68 crore on provisional basis on account of Manpower Deployment and other associated costs under EPMC services rendered to IHB Limited (JV of IOCL), which is not confirmed by the party and is pending for reconciliation. However, the management is confident of recovery of the amount as per the terms of the contract.

Notes:

- Transactions in excess of 10% of the total related party transactions for each type has been disclosed above.
- In case of Joint Venture/Subsidiary Companies constituted/acquired during the period, transactions w.e.f. date of constitution/acquisition is disclosed.
- In case of Joint Venture/Subsidiary Companies which have been closed/divested during the period, transactions up to the date of closure/disinvestment only are disclosed.

3. Government related entities where significant transactions carried out

Apart from transactions reported above, the Company has transactions with other Government related entities, which includes but not limited to the following:

Name of Government:	Government of India (Central and State Government)
Nature of Transactions:	<ul style="list-style-type: none"> ▪ Sale of Products and Services ▪ Purchase of Products ▪ Purchase of Raw Materials ▪ Handling and Freight Charges, etc.

These transactions are conducted in the ordinary course of the Company's business on terms comparable to those with other entities that are not Government-related.

4) Key Managerial Personnel

A. Whole Time Directors/Company Secretary/CFO	B. Independent Directors	C. Government Nominee Directors
1) Shri S. M. Vaidya	1) Ms. Lata Usendi (up to 05.11.2022)	1) Dr. Navneet Mohan Kothari
2) Dr S. S. V. Ramakumar	2) Shri Dilip Gogoi Lalung	(up to 24.03.2023)

NOTES TO STANDALONE FINANCIAL STATEMENTS

NOTE – 37: RELATED PARTY DISCLOSURES (Contd..)

A. Whole Time Directors/Company Secretary/CFO	B. Independent Directors	C. Government Nominee Directors
3) Shri Ranjan Kumar Mohapatra	3) Dr. Ashutosh Pant	2) Shri Sunil Kumar (w.e.f. 28.12.2022)
4) Shri S. K. Gupta (up to 03.10.2022)	4) Dr. Dattatreya Rao Sirpurker	
5) Shri V. Satish Kumar	5) Shri Prasenjit Biswas	
6) Shri D.S. Nanaware	6) Shri Sudipta Kumar Ray	
7) Ms. Sukla Mistry	7) Shri Krishnan Sadagopan	
8) Shri Sujoy Choudhury	8) Dr. (Prof.) Ram Naresh Singh {w.e.f. 08.04.2022}	
9) Shri Sanjay Kaushal (w.e.f. 03.10.2022)		
10) Shri Kamal Kumar Gwalani		

D) Details relating to the personnel referred to in Item No. 4A & 4B above:

March 31, 2023

(₹ in crore)

Key Managerial Personnel	Short-Term Employee Benefits	Post Employment Benefits	Other Long Term Benefits	Total Remuneration	Sitting Fees	Outstanding Loans (Gross)/ Advance Receivables
A. Whole Time Directors/ Company Secretary/CFO						
1) Shri S. M. Vaidya	0.76	0.09	0.09	0.94	–	0.01
2) Dr S. S. V. Ramakumar	0.75	0.09	0.10	0.94	–	–
3) Shri Ranjan Kumar Mohapatra	0.84	0.09	–	0.93	–	0.01
4) Shri S. K. Gupta	0.49	0.05	0.18	0.72	–	–
5) Shri V. Satish Kumar	0.93	0.09	–	1.02	–	–
6) Shri D.S. Nanaware	0.60	0.09	0.09	0.78	–	–
7) Ms. Sukla Mistry	0.72	0.09	0.09	0.90	–	–
8) Shri Sujoy Choudhury	0.73	0.09	0.10	0.92	–	–
9) Shri Sanjay Kaushal	0.29	0.04	–	0.33	–	–
10) Shri Kamal Kumar Gwalani	0.71	0.08	0.07	0.86	–	0.24
B. Independent Directors						
1) Ms. Lata Usendi	–	–	–	–	0.07	–
2) Shri Dilip Gogoi Lalung	–	–	–	–	0.06	–
3) Dr. Ashutosh Pant	–	–	–	–	0.09	–
4) Dr. Dattatreya Rao Sirpurker	–	–	–	–	0.09	–
5) Shri Prasenjit Biswas	–	–	–	–	0.08	–
6) Shri Sudipta Kumar Ray	–	–	–	–	0.09	–
7) Shri Krishnan Sadagopan	–	–	–	–	0.09	–
8) Dr. (Prof.) Ram Naresh Singh	–	–	–	–	0.04	–
Total	6.82	0.80	0.72	8.34	0.61	0.26

March 31, 2022

(₹ in crore)

Key Managerial Personnel	Short-Term Employee Benefits	Post Employment Benefits	Other Long Term Benefits	Total Remuneration	Sitting Fees	Outstanding Loans (Gross)/ Advance Receivables
A. Whole Time Directors/ Company Secretary/CFO						
1) Shri S. M. Vaidya	0.61	0.08	0.01	0.70	–	0.01
2) Dr S. S. V. Ramakumar	0.71	0.08	–	0.79	–	0.01
3) Shri Ranjan Kumar Mohapatra	0.70	0.08	0.10	0.88	–	0.01
4) Shri S. K. Gupta	0.64	0.08	–	0.72	–	–

NOTES TO STANDALONE FINANCIAL STATEMENTS

NOTE - 37: RELATED PARTY DISCLOSURES (Contd..)

March 31, 2022							(₹ in crore)
Key Managerial Personnel	Short-Term Employee Benefits	Post Employment Benefits	Other Long Term Benefits	Total Remuneration	Sitting Fees	Outstanding Loans (Gross)/ Advance Receivables	
5) Shri V. Satish Kumar	0.19	0.03	-	0.22	-	0.06	
6) Shri D.S. Nanaware	0.13	0.02	-	0.15	-	0.02	
7) Ms. Sukla Mistry	0.07	0.01	0.01	0.09	-	0.09	
8) Shri Sujoy Choudhury	0.05	0.01	-	0.06	-	0.13	
9) Shri Kamal Kumar Gwalani	0.62	0.07	-	0.69	-	0.18	
B. Independent Directors							
1) Ms. Lata Usendi	-	-	-	-	0.10	-	
2) Shri Dilip Gogoi Lalung	-	-	-	-	0.02	-	
3) Dr. Ashutosh Pant	-	-	-	-	0.02	-	
4) Dr. Dattatreya Rao Sirpurker	-	-	-	-	0.03	-	
5) Shri Prasenjit Biswas	-	-	-	-	0.03	-	
6) Shri Sudipta Kumar Ray	-	-	-	-	0.03	-	
7) Shri Krishnan Sadagopan	-	-	-	-	0.03	-	
Total	3.72	0.46	0.12	4.30	0.27	0.51	

Notes :

- This does not include the impact of provision made on actuarial valuation of retirement benefit/ long term Schemes and provision made during the period towards Post Retirement Benefits as the same are not separately ascertainable for individual directors.
- There were no Share Based Employee Benefits given to KMPs during the period.
- In addition, whole-time Directors are also allowed the use of Corporation's car for private purposes up to 12,000 kms. per annum on a payment of ₹ 2,000/- per mensem.
- Remuneration and Loan balances for KMP is reported for the period of tenure as KMP.

5) Relatives of Key Managerial Personnel and nature of relation with whom transactions are undertaken during the year:

- Shri Siddharth Shrikant Vaidya (Assistant Manager (Production), Indian Oil Corporation Limited): Son of Key Managerial Personnel
- Shri Vinayak Shrikant Vaidya (Production Engineer, Indian Oil Corporation Limited): Son of Key Managerial Personnel

			(₹ in crore)	
Details relating to the parties referred above:			March 31, 2023	March 31, 2022
1	Remuneration ^			
	Shri Siddharth Shrikant Vaidya		0.25	0.20
	Shri Vinayak Shrikant Vaidya		0.04	-
2	Outstanding Receivables/ Loans ^			
	Shri Siddharth Shrikant Vaidya		-	-
	Shri Vinayak Shrikant Vaidya		-	-

^ Remuneration and Loan balances for relative of KMP is reported for the period of tenure of KMP.

NOTES TO STANDALONE FINANCIAL STATEMENTS

NOTE - 37: RELATED PARTY DISCLOSURES (Contd..)

6) Employee Benefit Trusts

Transactions with Post Employment Benefit Plans managed through separate trust:

(₹ in crore)

Name of the Trust	Post Employment Benefit Plan	March 31, 2023		March 31, 2022	
		Contribution by employer	Outstanding Receivable/ (Payable)	Contribution by employer	Outstanding Receivable/ (Payable)
1 IOCL (Refinery Division) Employees Provident Fund	Provident Fund	249.51	228.94	232.59	111.08
2 Indian Oil Corporation Limited (Assam Oil Division) Employees Provident Fund	Provident Fund	17.44	4.25	18.16	(17.12)
3 Provident Fund for the Employees of Indian Oil Corporation Limited (Marketing Division)	Provident Fund	246.25	(1.73)	239.42	95.47
4 IOCL Employees Superannuation Benefit Fund	Pension Scheme	127.71	34.58	191.13	(50.64)
5 IOCL Employees Post Retirement Medical Benefit Fund	Post Retirement Medical Scheme	252.50	(241.01)	401.42	(43.14)
6 IOCL Employees Group Gratuity Trust	Gratuity	69.89	63.14	(3.77)	115.16

NOTE - 38: SEGMENT INFORMATION

Operating Segment Reporting as per Ind-AS 108 for the year ended March 31, 2023 is as under:

(₹ in crore)

Particulars	2022-2023					2021-2022				
	Petroleum Products	Petro-chemicals	Other Business	Eliminations	Total	Petroleum Products	Petro-chemicals	Other Business	Eliminations	Total
Revenue										
External Revenue	8,79,222.59	22,259.11	33,470.96	-	9,34,952.66	6,79,411.68	28,091.27	20,942.45	-	7,28,445.40
Inter-segment Revenue	15,859.74	38.07	74.32	(15,972.13)	-	17,573.65	38.02	79.61	(17,691.28)	-
Total Revenue	8,95,082.33	22,297.18	33,545.28	(15,972.13)	9,34,952.66	6,96,985.33	28,129.29	21,022.06	(17,691.28)	7,28,445.40
Result										
Segment Results excluding Exchange Gain/ (Loss)	16,404.29	(241.23)	1,729.27	-	17,892.33	28,218.19	4,666.52	1,301.96	-	34,186.67
Segmental Exchange Gain/ (Loss)	(4,128.70)	59.83	(0.57)	-	(4,069.44)	(1,299.06)	18.94	26.51	-	(1,253.61)
Segment Results (Before Exceptional Items)	12,275.59	(181.40)	1,728.70	-	13,822.89	26,919.13	4,685.46	1,328.47	-	32,933.06
Less: Unallocable Expenditure										
- Finance Cost					6,930.27					4,829.10
- Loss on Sale of Investments (Net)					-					4.73
- Impairment Loss on Financial Assets - Pertaining to Investment					43.19					318.89
- Loss on Assets sold or written off (Net)					56.47					-
- Exchange Loss - (Net)					2,631.69					180.36
- Loss on Derivatives					357.76					-
- Fair value Loss on Financial instruments classified as FVTPL					340.59					205.71
Add: Unallocable Income										
- Interest and Dividend Income					6,166.27					4,187.35
- Profit on Assets sold or written off (Net)					-					23.15
- Gain on Derivatives					-					68.00
- Other non operating income					68.95					60.30
Profit /(Loss) Before Tax					9,698.14					31,733.07
Less: Income Tax (including deferred tax)					1,456.32					7,548.97
Profit /(Loss) After Tax					8,241.82					24,184.10

NOTES TO STANDALONE FINANCIAL STATEMENTS

NOTE - 38: SEGMENT INFORMATION (Contd..)

1. The Company is engaged in the following operating segments:

- a) Sale of Petroleum Products
- b) Sale of Petrochemicals
- c) Other operating segment of the Corporation comprises; Gas, Oil & Gas Exploration Activities, Explosives & Cryogenic Business and Wind Mill & Solar Power Generation.

Segments have been identified and reported taking into account, the nature of products and services and differing risks and returns.

2. Segment Revenue comprises of the following:

- a) Turnover (Inclusive of Excise Duties)
- b) Net Claim/(Surrender) of SSC
- c) Subsidy/Grants received from Governments
- d) Other Operating Revenue

3. Inter segment pricing are at Arm's length basis

4. There are no reportable geographical segments.

Other Information

(₹ in crore)

Particulars	March 31, 2023					March 31, 2022				
	Petroleum Products	Petrochemicals	Other Business	Eliminations	Total	Petroleum Products	Petrochemicals	Other Business	Eliminations	Total
Segment Assets	3,09,416.79	33,557.97	14,818.28		3,57,793.04	2,85,134.91	26,330.35	12,777.21		3,24,242.47
Corporate Assets										
Investments (Current and Non Current)					57,519.27					57,786.64
Advances For Investments					10.65					778.00
Advance Tax					1,857.57					2,748.06
Loans					2,556.70					2,703.87
Derivative Asset					218.12					76.72
Finance Lease Receivables					0.74					3.34
Total Assets					4,19,956.09					3,88,339.10
Segment Liabilities	1,24,050.63	1,299.11	3,449.80		1,28,799.54	1,19,629.58	945.22	2,468.56		1,23,043.36
Corporate Liabilities										
Provision For Taxation					-					611.39
Borrowings (Short Term and Long Term)					1,32,495.45					1,10,798.50
Lease Obligations (Short Term and Long Term)					9,054.59					8,664.32
Deferred Tax Liability					14,613.00					13,627.36
Derivative Liabilities					235.97					307.81
Total Liabilities					2,85,198.55					2,57,052.74
Capital Employed										
Segment Wise	1,85,366.16	32,258.86	11,368.48		2,28,993.50	165,505.33	25,385.13	10,308.65		2,01,199.11
Corporate					(94,235.96)					(69,912.75)
Total Capital Employed					1,34,757.54					1,31,286.36
Capital Expenditure	52,159.74	6,173.56	1,656.46	-	59,989.76	23,149.28	1,695.91	1,642.01	-	26,487.20
Depreciation and Amortization	10,647.12	957.36	254.96	-	11,859.44	9,899.40	883.72	222.79	-	11,005.91

NOTES TO STANDALONE FINANCIAL STATEMENTS

NOTE - 38: SEGMENT INFORMATION (Contd..)

Geographical information

	(₹ in crore)			
	Revenue from external customers		Non-current assets	
	2022-23	2021-22	March 31, 2023	March 31, 2022
India	8,96,683.50	6,95,275.57	2,18,277.62	1,94,758.83
Outside India	38,269.16	33,169.83	243.47	235.18
Total	9,34,952.66	7,28,445.40	2,18,521.09	1,94,994.01

Revenue from major products and services

Particulars	(₹ in crore)	
	2022-2023	2021-2022
Motor Spirit (MS)	1,95,036.36	1,58,548.80
High Speed Diesel (HSD)	4,32,902.44	3,42,032.40
Superior Kerosene Oil (SKO)	3,497.19	6,669.75
Liquified Petroleum Gas (LPG)	1,23,130.44	93,492.18
Aviation Turbine Fuel (ATF)	46,406.04	21,608.49
Others	1,33,980.19	1,06,093.78
Total External Revenue	9,34,952.66	7,28,445.40

NOTE - 39: FAIR VALUE MEASUREMENT

- I. Set out below, is a comparison by class of the carrying value and fair value of the Company's financial instruments, along with the fair value measurement hierarchy:

	(₹ in crore)				Fair Value measurement hierarchy level
	Carrying Value		Fair Value		
	As at March 31, 2023	As at March 31, 2022	As at March 31, 2023	As at March 31, 2022	
Financial Assets					
A. Fair Value through Other Comprehensive Income (FVTOCI):					
Quoted Equity Shares	17,970.96	19,145.62	17,970.96	19,145.62	Level 1
Unquoted Equity Instruments	982.14	926.22	982.14	926.22	Level 3
Quoted Government Securities	11,090.45	11,596.67	11,090.45	11,596.67	Level 1
Hedging Derivatives					
Foreign exchange forward contracts- Loans	32.80	-	32.80	-	Level 2
Commodity forward contracts- Margin Hedging	130.97	2.97	130.97	2.97	Level 2
Interest Rate Swap	54.35	53.15	54.35	53.15	Level 2
B. Fair Value through Profit and Loss (FVTPL):					
Non Convertible Redeemable Preference Shares	457.01	599.33	457.01	599.33	Level 3
Compulsorily Convertible Debentures	3,605.36	3,650.74	3,605.36	3,650.74	Level 3
Loan to Suntera Nigeria 205 Limited (Refer Note-2 below)	-	141.02	-	141.02	Level 3
Derivative Instruments at fair value through profit or loss	-	20.60	-	20.60	Level 2
C. Amortised Cost:					
Loans to employees	1,634.46	1,397.91	1,550.80	1,513.09	Level 2
PMUY Loan (Refer point 1 of Note-49 for more details)	513.62	791.56	522.37	845.64	Level 3
Financial Liabilities					
A. Amortised Cost:					
Non-Convertible Debentures	22,407.72	14,408.49	23,101.54	14,663.62	Level 2
Foreign Currency Bonds - US Dollars	-	8,232.81	-	8,450.17	Level 1
Loan from Odisha Government	1,970.30	1,621.07	1,837.53	1,511.85	Level 2
Fixed Rate Term Loan (USD 100 Mn)	822.51	757.98	781.87	725.96	Level 2

NOTES TO STANDALONE FINANCIAL STATEMENTS

NOTE - 39: FAIR VALUE MEASUREMENT (Contd..)

	Carrying Value		Fair Value		Fair Value measurement hierarchy level
	As at March 31, 2023	As at March 31, 2022	As at March 31, 2023	As at March 31, 2022	
B. Fair Value through Profit and Loss (FVTPL):					
Derivative Instruments at fair value through profit or loss	235.97	245.95	235.97	245.95	Level 2
C. Fair Value through Other Comprehensive Income (FVTOCI):					
Hedging Derivatives					
Foreign exchange forward contracts- Loans	-	42.26	-	42.26	Level 2
Commodity forward contracts- Margin Hedging	-	19.60	-	19.60	Level 2

Notes:

- The management has assessed that fair values of Trade Receivables, Trade Payables, Cash and Cash Equivalents, Bank Balances & Bank Deposits, Loans (incl. Security Deposits) other than mentioned above, Short Term Borrowings (incl. Current Maturities of Long Term Borrowings), Floating Rate Borrowings, Lease Liabilities, Other Non-Derivative Current/Non-Current Financial Assets & Other Non-Derivative Current/Non-Current Financial Liabilities approximate their carrying amounts.
- During the year, the management has re-assessed viability of the project being carried out by Suntera Nigeria 205 Limited. Due to uncertainty involved in carrying out operations and non-utilisation of available reserves of Block - OML 142, the management has assessed the fair value of investment and loan advanced to Suntera Nigeria 205 Limited as NIL.

Methods and Assumptions

The following methods and assumptions were used to estimate the fair values at the reporting date:

A. Level 1 Hierarchy:

- Quoted Equity Shares: Closing quoted price (unadjusted) in National Stock Exchange of India Limited
- Quoted Government Securities: Closing published price (unadjusted) in Clearing Corporation of India Limited
- Foreign Currency Bonds - US Dollars: Closing price (unadjusted) for the specific bond collected from active market

B. Level 2 Hierarchy:

- Derivative Instruments at FVTPL: Replacement cost quoted by institutions for similar instruments by employing use of market observable inputs.
- Hedging Derivatives at FVTOCI: Replacement cost quoted by institutions for similar instruments by employing use of market observable inputs.
- Loans to employees: Discounting future cash flows using rates currently available for items on similar terms, credit risk and remaining maturities, adjusted for insignificant unobservable inputs specific to such loan like principal and interest repayments are such that employee get more flexibility in repayment as per the respective loan schemes.
- Non-Convertible Debentures, Loan from Odisha Government and USD 100 Mn Term Loan: Discounting future cash flows using rates currently available for items on similar terms, credit risk and remaining maturities (Excluding floating rate borrowings).

C. Level 3 Hierarchy:

- Unquoted Equity Instruments: Fair values of the unquoted equity shares have been estimated using Market Approach of valuation techniques with the help of external valuer. Valuation as per this technique is determined by comparing the company's accounting ratios with another company's of the same nature and size which are considered to be significant to valuation, such as earnings, cash flow, book value, or sales of various business of the same nature. The probabilities of the various estimates within the range can be reasonably assessed and are used in management's estimate of fair value for these unquoted equity investments.
- Non Convertible Redeemable Preference Shares, Compulsorily Convertible Debentures (CCDs): Fair value of Preference shares, CCDs is estimated with the help of external valuer by discounting future cash flows. The valuation requires management to use unobservable inputs in the model, of which the significant unobservable inputs are disclosed in the tables below. Management regularly assesses a range of reasonably possible alternatives for those significant unobservable inputs and determines their impact on the total fair value.

NOTES TO STANDALONE FINANCIAL STATEMENTS

NOTE - 39: FAIR VALUE MEASUREMENT (Contd..)

- (iii) PMUY Loan: Fair value of PMUY loans is estimated by discounting future cash flows using approximate interest rates applicable on loans given by Banks duly adjusted for significant use of unobservable inputs in estimating the cash flows comprising of specific qualitative and quantitative factors like consumption pattern, assumption of subsidy rate etc.

The significant unobservable inputs used in fair value assessment categorised within Level 3 of the Fair Value Hierarchy together with a quantitative sensitivity analysis as on March 31, 2023 and March 31, 2022 are shown below:

Description	Valuation technique	Significant unobservable Input	Range (weighted average)	Sensitivity of the Input to Fair Value
I Unquoted Equity Instrument - Haldia Petrochemicals Limited (Refer Note-4 for Carrying Value)	Market Approach - EBITDA Multiple	EBITDA Multiple	31.03.23: 7.3x - 7.7x (7.5x) 31.03.22: 5.8x - 6.2x (6.0x)	0.1x increase/(decrease) in EBITDA Multiple would result in increase/(decrease) in fair value by: 31.03.23: ₹12.7 crore/ ₹(12.7) crore 31.03.22: ₹6.6 crore/ ₹(6.5) crore
II Non Convertible Redeemable Preference Shares - Chennai Petroleum Corporation Limited	Income Approach - Present Value Measurement	Discount Rate	31.03.23: 9.77% - 11.77% (10.77%) 31.03.22: 7.44% - 9.44% (8.44%)	0.5% increase/(decrease) in Discount Rate would result in (decrease)/increase in fair value by: 31.03.23: ₹(5.0) crore/ ₹5.0 crore 31.03.22: ₹(6.8) crore/ ₹7.2 crore
III Compulsorily Convertible Debentures - IndianOil LNG Private Limited	Income Approach - Present Value Measurement	Discount Rate	31.03.23: 11.53% - 13.53% (12.53%) 31.03.22: 7.00% - 9.00% (8.00%)	0.5% increase/(decrease) in Discount Rate would result in (decrease)/increase in fair value by: 31.03.23: ₹(12.0) crore/ ₹12.1 crore 31.03.22: ₹(30.3) crore/ ₹30.7 crore
IV Loan to Related Party - Suntera Nigeria 205 Limited	Income Approach - Present Value Measurement	Discount Rate	31.03.22: 15.5.0% - 19.5.0% (17.5.0%)	1% increase/(decrease) in Discount Rate would result in (decrease)/increase in fair value by: 31.03.22: ₹(4.5) crore/ ₹4.5 crore

Unquoted Equity Instruments carried at FVTOCI includes following investments for which sensitivity disclosure is not disclosed:

Asset Particulars	Carrying Value	
	₹ in crore)	
	As at March 31, 2023	As at March 31, 2022
Indian Gas Exchange Limited	12.50	5.85
Vasitars Private Limited	0.77	-
Woodlands Multispeciality Hospital Limited	-	0.10
International Cooperative Petroleum Association, New York	0.02	0.02

Reconciliation of fair value measurement of Assets and Liabilities under Level 3 hierarchy of Fair Value measurement:

Description	FVTOCI Assets		FVTPL Assets	
	Unquoted Equity Shares	Non Convertible Redeemable Preference Shares	Compulsorily Convertible Debentures	Loan to Suntera Nigeria 205 Ltd.
Balance as at March 31 2022	926.22	599.33	3,650.74	141.02
Addition	0.77	-	-	-
Redemption/Sales	(0.10)	-	-	-
Fair Value Changes	55.25	(142.32)	(45.38)	(152.89)
Exchange Difference	-	-	-	11.87
Balance as at March 31 2023	982.14	457.01	3,605.36	-

II. Disclosures relating to recognition of differences between the fair value at initial recognition and the transaction price

In the following cases, the Company has not recognized gains/losses in profit or loss on initial recognition of financial assets/ financial liability, instead, such gains/losses are deferred and recognized as per the accounting policy mentioned below.

NOTES TO STANDALONE FINANCIAL STATEMENTS

NOTE - 39: FAIR VALUE MEASUREMENT (Contd..)

Financial Assets

1. Loan to Employees

As per the terms of service, the Company has given long term loan to its employees at concessional interest rate. Transaction price is not fair value because loans are not extended at market rates applicable to employees. Since implied benefit is on the basis of the services rendered by the employee, it is deferred and recognized as employee benefit expense over the loan period.

2. PMUY loan

The PMUY loan is the interest free loan given to PMUY beneficiaries towards cost of burner and 1st refill. The loan is interest free and therefore transaction price is not at fair value. The difference between fair value and transaction price is accumulated in Deferred expenses and amortized over the loan period on straight line basis in the Statement of Profit and Loss.

Financial Liabilities

1. Security Deposits

In case certain deposits payable to deceased employees under one of the superannuation benefit scheme (R2 option) and security deposits received in relation to some revenue expenses contracts, transaction price is not considered as fair value because deposits are interest free. The difference between fair value and transaction price is accumulated in Deferred income and amortized over the tenure of security deposit on straight line basis in the Statement of Profit and Loss.

Reconciliation of deferred gains/losses yet to be recognized in the Statement of Profit and Loss are as under:

Particulars	(₹ in crore)				
	Opening Balance	Addition During the Year	Amortized During the Year	Adjusted During the Year	Closing Balance
2022-23					
Deferred Expenses (Refer Note 8)					
Loan to employees	817.92	90.06	77.86	-	830.12
PMUY Loan	273.21	-	27.53	9.44	236.24
Deferred Income					
Security Deposits	3.70	0.13	0.75	-	3.08
2021-22					
Deferred Expenses (Refer Note 8)					
Loan to employees	658.57	210.60	51.25	-	817.92
PMUY Loan	376.50	-	98.97	4.32	273.21
Deferred Income					
Security Deposits	4.50	-	0.80	-	3.70

NOTE - 40: FINANCIAL INSTRUMENTS AND RISK FACTORS

Financial Risk Factors

The Company's principal financial liabilities, other than derivatives, comprise Borrowings, trade and other payables, security deposits, employee liabilities and lease obligation. The main purpose of these financial liabilities is to finance the Company's operations and to provide guarantees to support its operations. The Company's principal financial assets include loans & advances, trade and other receivables, short-term deposits and cash/cash equivalents that derive directly from its operations. The Company also holds FVTOCI investments and enters into derivative transactions.

The Company is exposed to a number of different financial risks arising from natural business exposures as well as its use of financial instruments including market risk relating to interest rate, commodity prices, foreign currency exchange rates and equity price, credit risk and liquidity risk.

The Risk Management Committee comprised of senior management oversees the management of these risks. The Company's senior management is supported by a Risk Management Compliance Board that advises on financial risks and the appropriate financial risk governance framework for the Company. The Risk Management Committee provides assurance to the Board that the Company's risks are governed by appropriate policies and procedures and that risks are identified, measured and managed in accordance with the Company's policies, risk objectives and risk appetite.

NOTES TO STANDALONE FINANCIAL STATEMENTS

NOTE – 40: FINANCIAL INSTRUMENTS AND RISK FACTORS (Contd..)

The Company's requirement of crude oil are managed through integrated function handled through its international trade and optimization department. All derivative activities for risk management purposes are carried out by specialist teams that have the appropriate skills, experience and supervision. As per the Company's policy, derivatives contracts are taken only to hedge the various risks that the Company is exposed to and not for speculation purpose.

The Board of Directors oversee the risk management activities for managing each of these risks, which are summarised below:

A. Market risk

Market risk is the risk that the fair value of future cash flows of a financial instrument will fluctuate because of changes in market prices. The major components of market risk are interest rate risk, foreign currency risk, commodity price risk and other price risk viz. equity shares etc. Financial instruments affected by market risk include Borrowings, Deposits, FVTOCI investments and derivative financial instruments.

The sensitivity analysis in the following sections relate to the position as at March 31, 2023 and March 31, 2022.

The analysis excludes the impact of movements in market variables on the carrying values of gratuity and other post-retirement obligations, provisions, and other non-financial assets and liabilities of foreign operations.

1. Interest Rate Risk

The Company is exposed to interest rate risk from the possibility that changes in interest rates will affect future cash flows of a financial instrument, principally financial debt. The Company's exposure to the risk of changes in market interest rates relates primarily to the Company's long-term debt obligations with floating interest rates.

The Company manages to maintain a mix between fixed and floating rates for rupee and foreign currency loans, based on liquidity, availability of cost effective instruments and considering the market/regulatory constraints etc. The Company also use interest rate swap contracts for managing the interest rate risk of floating interest rate debt. As at March 31, 2023 approximately 38% of the Company's borrowings are at a fixed rate of interest (March 31, 2022: 55%).

As the publication of USD LIBOR benchmark will be phased out by the end of June 2023, the Company has adopted various strategies like pre-payment and refinancing of existing instruments during the past couple of years for smooth transitioning from USD LIBOR benchmark. For pending loan instruments, the Company has already commenced discussion with the existing lenders for transition to alternate reference rate, viz., SOFR. However, the Company is not expecting any material financial impact of transition from USD LIBOR to SOFR on its floating rate loans linked to USD LIBOR and associated derivative contracts which are maturing beyond 30th June 2023.

The table below gives information about financial instruments that are to be transitioned to an alternative benchmark rate as at March 31, 2023 :

Particulars	Balances subject to USD LIBOR	
	₹ in crore)	
1. Non-derivative Financial Assets	Nil	
2. Non-derivative Financial Liabilities (Foreign Currency Loans)	15,217.56	
3. Derivatives (Interest Rate Swap*)	1,643.50	

*Nominal Amount

The management is likely to complete the transition exercise of the existing USD LIBOR linked instruments before 30th June 2023.

The sensitivity to a reasonably possible change in interest rates on that portion of loans and borrowings affected, with all other variables held constant, on floating rate borrowings is as follows:

Currency of Borrowings	Increase/ Decrease in basis points	Effect on profit before tax (₹ in crore)	Increase/ Decrease in basis points	Effect on profit before tax (₹ in crore)
	March 31, 2022			
INR	+50	(69.67)	+50	(50.11)
US Dollar	+50	(339.64)	+50	(196.78)
INR	-50	69.67	-50	50.11
US Dollar	-50	339.64	-50	196.78

NOTES TO STANDALONE FINANCIAL STATEMENTS

NOTE - 40: FINANCIAL INSTRUMENTS AND RISK FACTORS (Contd..)

2. Foreign Currency Risk

Foreign currency risk is the risk that the fair value or future cash flows of an exposure will fluctuate because of changes in foreign exchange rates. The Company's exposure to the risk of changes in foreign exchange rates relates primarily to the Company's operating activities (when revenue or expense is denominated in a foreign currency) and Borrowings.

The Company manages its foreign currency risk through combination of natural hedge, mandatory hedging and hedging undertaken on occurrence of pre-determined triggers. The hedging is mostly undertaken through forward contracts.

The Company has outstanding forward contract of ₹ 2,473.89 crore as at March 31, 2023 (March 31, 2022: ₹ 3,610.54 crore) which has been undertaken to hedge its exposure to borrowings and other financial liabilities.

The sensitivity to a reasonably possible change in USD/INR exchange rates, with all other variables held constant, the impact on the Company's profit before tax is due to changes in the fair value of monetary assets and liabilities including non-designated foreign currency derivatives. The Company's exposure to foreign currency changes for all other currencies other than below is not material.

Currency	Increase/ Decrease in %	Effect on profit before tax (₹ in crore)	Increase/ Decrease in %	Effect on profit before tax (₹ in crore)
	March 31, 2023		March 31, 2022	
Forward Contract - US Dollar	+5%	123.69	+5%	180.53
	-5%	(123.69)	-5%	(180.53)
Other Exposures - US Dollar	+5%	(5,712.97)	+5%	(4,119.05)
	-5%	5,712.97	-5%	4,119.05
Other Exposures - SGD	+5%	-	+5%	(114.73)
	-5%	-	-5%	114.73
Cross Currency - USD vs. SGD	+5%	-	+5%	(123.40)
	-5%	-	-5%	123.40
Cross Currency - USD vs. INR	+5%	(328.25)	+5%	(66.32)
	-5%	328.25	-5%	66.32

The effects of most exchange rate fluctuations are absorbed in business operating results which are offset by changing cost competitiveness, lags in market adjustments to movements in rates to its other non-financial assets like inventory etc. For this reason, the total effect of exchange rate fluctuations is not identifiable separately in the Company's reported results.

3. Commodity Price Risk

The Company is exposed to various commodity price related risk such as Refinery Margins i.e. Differential between the prices of petroleum products & crude oil, Crude Oil Price fluctuation on accounts of inventory valuation fluctuation and crude oil imports, etc. As per approved risk management policy, the Company can undertake refinery margin hedging, inventory hedging and crude oil price hedging through swaps, options and futures in the OTC market as well as domestic exchanges to mitigate the risk within the approved limits.

The Company's exposure of various inventories as at the end of the financial year is provided below:

Inventory	(In MMT)	
	March 31, 2023	March 31, 2022
- Raw Materials	9.045	7.045
- Stock in Process	1.895	1.765
- Finished Products	5.597	5.048
- Stock in Trade	1.927	1.407

Due to variation in prices, the Company incurred total inventory gain/ (loss) of ₹ (7,857.90) crore during the current year (2022: ₹ 31,007.36 crore).

NOTES TO STANDALONE FINANCIAL STATEMENTS**NOTE - 40: FINANCIAL INSTRUMENTS AND RISK FACTORS (Contd..)**

Category-wise quantitative data about commodity derivative transactions that are outstanding as at the end of the financial year is given below:

Particulars	Quantity (in lakh bbls)	
	March 31, 2023	March 31, 2022
Margin Hedging Forward contracts	20.25	26.25

The sensitivity to a reasonably possible change in Crude benchmark price difference/refinery margin on the outstanding commodity hedging position as on March 31, 2023:

Particulars	Increase/ Decrease in %	Effect on profit before tax (₹ in crore)	Increase/ Decrease in %	Effect on profit before tax (₹ in crore)
	March 31, 2023		March 31, 2022	
	Margin Hedging	+10%	(32.78)	+10%
	-10%	32.78	-10%	30.27

4. Equity Price Risk

The Company's investment in listed and non-listed equity securities, other than its investments in Joint Ventures/Associates and Subsidiaries, are susceptible to market price risk arising from uncertainties about future values of the investment securities.

At the reporting date, the exposure to unlisted equity securities at fair value was ₹982.14 crore. Sensitivity analysis of these investments have been provided in Note 39.

The exposure to listed equity securities valued at fair value was ₹17,970.96 crore. An increase/decrease of 5% on the NSE market index could have an impact of approximately ₹898.55 crore on the OCI and equity attributable to the Company. These changes would not have an effect on profit or loss.

5. Derivatives and Hedging**(i) Classification of derivatives**

The Company is exposed to certain market risks relating to its ongoing business operations as explained above.

Derivatives are only used for economic hedging purposes and not as speculative investments. However, where derivatives do not meet the hedge accounting criteria, they are accounted for at fair value through profit or loss.

Information about the derivatives used by the Company and outstanding as at the end of the financial year is provided below:

	(₹ in crore)			
	March 31, 2023		March 31, 2022	
	Other Financial Assets	Other Financial Liabilities	Other Financial Assets	Other Financial Liabilities
Derivatives not designated as hedging instruments				
Foreign exchange forward contracts- Loans	-	-	-	-
Foreign Exchange currency swap	-	235.97	20.60	245.95
Derivatives designated as hedging instruments				
Foreign exchange forward contracts- Loans	32.80	-	-	42.26
Foreign exchange forward contracts- Crude/Product Liabilities	-	-	-	-
Interest Rate Swap	54.35	-	53.15	-
Commodity Forward Contracts - Margin Hedging	130.97	-	2.97	19.60

NOTES TO STANDALONE FINANCIAL STATEMENTS

NOTE - 40: FINANCIAL INSTRUMENTS AND RISK FACTORS (Contd..)

(ii) Hedging activities

The primary risks managed using derivative instruments are commodity price risk, foreign currency risk and interest rate risk.

Commodity Price Risk

IndianOil buys crude and sells petroleum products linked to international benchmark prices and these benchmark prices do not move in tandem. This exposes IndianOil to the risk of variation in refining margins which is managed by margin hedging.

The risk of fall in refining margins of petroleum products in highly probable forecast sale transactions is hedged by undertaking crack spread forward contracts. The Company wants to protect the realization of margins and therefore to mitigate this risk, the Company is taking these forward contracts to hedge the margin on highly probable forecast sale in future. Risk management activities are undertaken in OTC market i.e. these are the bilateral contracts with registered counterparties.

All these hedges are accounted for as cash flow hedges.

Foreign Currency Risk

The Company is exposed to various foreign currency risks as explained in A.2 above. As per Company's Foreign Currency & Interest Rate Risk Management Policy, the Company is required to fully hedge the short term foreign currency loans (other than revolving lines and PCFC loans) and at least 50% of the long term foreign currency loans based on market conditions.

Apart from mandatory hedging of loans, the Company also undertakes foreign currency forward contracts for the management of currency purchase for repayment of crude/product liabilities based on market conditions and requirements. The above hedges are undertaken through delivery based forward contracts.

All these hedges are accounted for as cash flow hedges.

Interest Rate Risk

The Company is exposed to interest rate risks on floating rate borrowings as explained in A.1 above. Company hedges interest rate risk by taking interest rate swaps as per Company's Interest Rate Risk Management Policy based on market conditions. The Company uses interest rate derivatives to hedge exposure to interest payments for floating rate borrowings denominated in foreign currencies.

All these hedges are accounted for as cash flow hedges.

Hedge Effectiveness

There is an economic relationship between the hedged items and the hedging instruments as the terms of the foreign exchange and commodity forward contracts match the terms of hedge items. The Company has established a hedge ratio of 1:1 for the hedging relationships as the underlying risk of the foreign exchange, interest rate and commodity forward contracts are identical to the hedged risk components. To test the hedge effectiveness, the Company compares the changes in the fair value of the hedging instruments against the changes in fair value of the hedged items attributable to the hedged risks. In case of interest rate swaps, as the critical terms of the interest rate swap contracts and their corresponding hedged items are similar, the Company performs a qualitative assessment of effectiveness and it is expected that the value of the interest rate swap contracts and the value of the corresponding hedged items will systematically change in opposite direction in response to movements in the underlying interest rates.

Source of Hedge ineffectiveness

In case of commodity price risk, the Company has identified the following sources of ineffectiveness, which are not expected to be material:

- Differences in the timing of the cash flows of the hedged items and the hedging instruments
- Different indexes linked to the hedged risk of the hedged items and hedging instruments
- The counterparties' credit risk differently impacting the fair value movements of the hedging instruments and hedged items
- Changes to the forecasted amount of cash flows of hedged items and hedging instruments"

In case of foreign currency risk and interest rate risk, the main source of hedge ineffectiveness is the effect of the counterparty and the Company's own credit risk on the fair value of hedge contracts, which is not reflected in the fair value of the hedged items. The effect of this is not expected to be material.

NOTES TO STANDALONE FINANCIAL STATEMENTS

NOTE - 40: FINANCIAL INSTRUMENTS AND RISK FACTORS (Contd..)

Disclosures of effects of Cash Flow Hedge Accounting

Hedging instruments

The Company is holding the following hedging instruments:

(₹ in crore)						
As at March 31, 2023	Maturity					Total
	Less than 1 month	1 to 3 months	3 to 6 months	6 to 12 months	More than 12 Months	
Foreign exchange forward contracts- Loans						
Nominal amount	-	-	-	2,473.89	-	2,473.89
Average forward rate (₹)	-	-	-	82.46	-	-
Foreign exchange forward contracts- Crude/ Product Liabilities						
Nominal amount	-	-	-	-	-	-
Average forward rate (₹)	-	-	-	-	-	-
Interest Rate Swaps						
Nominal amount	-	-	-	-	1,643.50	1,643.50
Commodity forward contracts- Margin Hedging						
Nominal volume (Quantity in lakh bbls)	-	4.50	6.75	9.00	-	20.25
Nominal amount	-	101.95	152.92	203.89	-	458.76
Average forward rate (\$/bbl)	-	27.57	27.57	27.57	-	-

(₹ in crore)						
As at March 31, 2022	Maturity					Total
	Less than 1 month	1 to 3 months	3 to 6 months	6 to 12 months	More than 12 Months	
Foreign exchange forward contracts- Loans						
Nominal amount	-	1,136.65	-	-	2,473.89	3,610.54
Average forward rate (₹)	-	75.78	-	-	82.46	-
Foreign exchange forward contracts- Crude/ Product Liabilities						
Nominal amount	-	-	-	-	-	-
Average forward rate (₹)	-	-	-	-	-	-
Interest Rate Swaps						
Nominal amount	-	-	-	-	1,515.53	1,515.53
Commodity forward contracts- Margin Hedging						
Nominal volume (Quantity in lakh bbls)	-	8.50	11.00	6.75	-	26.25
Nominal amount	-	130.32	110.42	45.35	-	286.09
Average forward rate (\$/bbl)	-	20.23	13.24	8.86	-	-

The impact of the hedging instruments on the Balance Sheet is as under:

(₹ in crore)								
	Foreign exchange forward contracts- Loans		Foreign exchange forward contracts- Crude/Product Liabilities		Interest Rate Swaps		Commodity forward contracts- Margin Hedging	
	March 31, 2023	March 31, 2022	March 31, 2023	March 31, 2022	March 31, 2023	March 31, 2022	March 31, 2023	March 31, 2022
Nominal amount	2,473.89	3,610.54	-	-	1,643.50	1,515.53	458.76	286.09
Carrying amount	32.80	(42.26)	-	-	54.35	53.15	130.97	(16.63)
Line item in the Balance Sheet that includes Hedging Instruments	Other Current Financial Assets / Other Current Financial Liabilities							
Change in fair value used for measuring ineffectiveness for the period - Gain (Loss)	32.80	(42.26)	17.91	3.35	54.35	53.15	11.96	(15.19)

NOTES TO STANDALONE FINANCIAL STATEMENTS

NOTE - 40: FINANCIAL INSTRUMENTS AND RISK FACTORS (Contd..)

Hedge Items

The impact of the Hedged Items on the Balance Sheet is as follows:

	(₹ in crore)							
	Foreign exchange forward contracts-Loans		Foreign exchange forward contracts-Crude/ Product Liabilities		Interest Rate Swaps		Commodity forward contracts-Margin Hedging	
	March 31, 2023	March 31, 2022	March 31, 2023	March 31, 2022	March 31, 2023	March 31, 2022	March 31, 2023	March 31, 2022
Balance in Cash flow hedge reserve as at the end of the year for continuing hedges (net of tax)	-	-	-	-	41.14	40.24	97.53	(12.92)
Change in value of the hedged items used for measuring ineffectiveness for the period	(32.80)	42.26	(17.91)	(3.35)	(54.35)	(53.15)	(11.96)	15.19

The effect of the cash flow hedge in the Statement of Profit and Loss and Other Comprehensive Income is as follows:

	(₹ in crore)							
	Foreign exchange forward contracts-Loans		Foreign exchange forward contracts-Crude/ Product Liabilities		Interest Rate Swaps		Commodity forward contracts-Margin Hedging	
	March 31, 2023	March 31, 2022	March 31, 2023	March 31, 2022	March 31, 2023	March 31, 2022	March 31, 2023	March 31, 2022
Cash flow Hedge Reserve at the beginning of the year	-	-	-	-	40.24	4.00	(12.92)	12.80
Total hedging gain/(loss) recognised in OCI	89.84	(42.26)	17.91	3.35	45.11	47.80	28.61	(32.31)
Income tax on above	(22.61)	10.22	(4.51)	(0.81)	(11.35)	(11.56)	(7.20)	7.81
Ineffectiveness recognised in profit or loss	-	-	-	-	-	-	-	-
Line item in the statement of profit or loss that includes the recognized ineffectiveness	NA	NA	NA	NA	NA	NA	NA	NA
Amount reclassified from OCI to profit or loss	89.84	(42.26)	17.91	3.35	43.91	-	(118.99)	1.44
Income tax on above	(22.61)	10.22	(4.51)	(0.81)	(11.05)	-	29.95	(0.22)
Cash flow Hedge Reserve at the end of the year	-	-	-	-	41.14	40.24	97.53	(12.92)
Line item in the statement of profit or loss that includes the reclassification adjustments	Other Expenses	Other Expenses	Other Expenses	Other Expenses	Finance Cost	NA	Revenue from Operations	Revenue from Operations

B. Credit risk

Trade Receivables

Customer credit risk is managed by each business unit subject to the Company's established policy, procedures and control relating to customer credit risk management. Credit quality of a customer is assessed based on an extensive credit rating scorecard and individual credit limits are defined in accordance with this assessment. Outstanding customer receivables are regularly monitored and any shipments to major customers are generally covered by Letters of Credit, Bank Guarantees or other forms of credit insurance, wherever required.

An impairment analysis is performed at each reporting date on an individual basis for major clients. In addition, a large number of minor receivables are grouped into homogenous groups and assessed for impairment collectively. The Company applies Simplified approach for providing the expected credit losses on Trade Receivables as per the accounting policy of the Company. The maximum exposure to credit risk at the reporting date is the carrying value of each class of financial assets disclosed in Note 10. The Company evaluates the concentration of risk with respect to trade receivables as low, as its customers are located in several jurisdictions and industries and operate in largely independent markets.

NOTES TO STANDALONE FINANCIAL STATEMENTS

NOTE - 40: FINANCIAL INSTRUMENTS AND RISK FACTORS (Contd..)

(₹ in crore)

	Unbilled	Not Due	Less than 6 months	Above 6 months to 1 year	Above 1 year to 2 years	Above 2 years to 3 years	> 3 years	Total
Year ended March 31, 2023								
Gross Carrying amount	166.43	7,342.25	6,797.99	817.18	494.57	123.85	299.90	16,042.17
Expected loss rate	0.32%	0.43%	3.26%	3.26%	3.57%	2.88%	3.86%	
Expected credit losses	(0.54)	(29.09)	(221.51)	(26.63)	(17.66)	(3.54)	(5.87)	(304.84)
Specific Provision	-	(48.20)	-	-	(0.21)	(1.02)	(148.00)	(197.43)
Carrying amount	165.89	7,264.96	6,576.48	790.55	476.70	119.29	146.03	15,539.90
Year ended March 31, 2022								
Gross Carrying amount	80.07	10,865.36	5,243.55	1,431.20	351.31	288.41	272.47	18,532.37
Expected loss rate	0.29%	0.28%	2.63%	2.64%	3.20%	4.08%	3.36%	
Expected credit losses	(0.23)	(30.05)	(138.07)	(37.81)	(11.21)	(11.75)	(3.72)	(232.84)
Specific Provision	-	-	-	-	(0.98)	(0.32)	(161.66)	(162.96)
Carrying amount	79.84	10,835.31	5,105.48	1,393.39	339.12	276.34	107.09	18,136.57

Other Financial instruments and cash deposits

The Company's maximum exposure to credit risk for the components of the Balance Sheet at March 31, 2023 and March 31, 2022 is the carrying amounts as provided in Note 4, 5, 6, 11 & 12. The Company applies General approach for providing the expected credit losses on these items as per the accounting policy of the Company.

Credit risk from balances with banks and financial institutions is managed by the Company's treasury department in accordance with the Company's policy. Investments of surplus funds are made only with approved counterparties and within credit limits assigned to each counterparty. Counterparty credit limits are approved by the Company's Board of Directors. The limits are set to minimise the concentration of risks and therefore mitigate financial loss through counterparty's potential failure to make payments.

The Company has given loans to PMUY (Pradhan Mantri Ujjwala Yojana) customers which are shown under Loans in Note-5. PMUY loans are given to provide clean cooking fuel to BPL families as per GOI scheme wherein free LPG connections are issued by Oil Marketing Companies (OMCs) to the women belonging to the Below Poverty Line (BPL) households. As per the scheme, OMCs are providing an option for interest free loan towards cost of burner and 1st refill to PMUY consumers which is to be recovered from the subsidy amount payable to customer when such customers book refill.

In case of certain PMUY loans, the Company has determined that there is significant increase in the credit risk. The Company considers the probability of default upon initial recognition of the loan and whether there has been a significant increase in credit risk on an ongoing basis throughout each reporting period. It considers past experience and time elapsed since the last refill for determining probability of default on collective basis. The Company has categorized the PMUY loans wherein credit risk has increased significantly under various categories considering the likelihood of default based on time gap since last refill. ECL is provided @ 80% (2022: @ 80%) in case of time gap since last refill is more than 12 months but not exceeding 18 months, @ 90% (2022: @ 90%) in case of time gap is more than 18 months but not exceeding 24 months and @ 100% (2022: @100%) for those consumers who have not taken any refill more than 24 months. ECL is provided for the loans where the refill is taken within last 12 months based on experience ratio of more than 12 months as above. The PMUY loans are classified as credit impaired as on reporting date considering significant financial difficulty in case the customer has not taken any refill from past 24 months (2022: 24 months).

In case of other financial assets, there are certain credit impaired cases mainly due to breach of contract arising due to default or bankruptcy proceedings.

The movement in the loss allowance for impairment of financial assets at amortised cost during the year was as follows:

(₹ in crore)

2022-23	Opening Balance A	ECL created during the year B	ECL write Back C	ECL written off/ Reclassifications D	Closing Balance (A+B+C+D)
Trade Receivables					
Expected credit losses	232.84	72.53	(0.53)	-	304.84
Specific Provision	162.96	53.56	(17.96)	(1.13)	197.43
Total	395.80	126.09	(18.49)	(1.13)	502.27

NOTES TO STANDALONE FINANCIAL STATEMENTS

NOTE - 40: FINANCIAL INSTRUMENTS AND RISK FACTORS (Contd..)

(₹ in crore)

2022-23	Opening Balance A	ECL created during the year B	ECL write Back C	ECL written off/ Reclassifications D	Closing Balance (A+B+C+D)
Loans					
12 Months ECL	196.91	44.62	-	-	241.53
Life Time ECL- not credit impaired	128.76	-	(20.01)	-	108.75
Life Time ECL- credit impaired	556.60	140.46	(0.85)	-	696.21
Total	882.27	185.08	(20.86)	-	1,046.49
Security Deposits					
12 Months ECL	-	-	-	-	-
Life Time ECL- not credit impaired	-	-	-	-	-
Life Time ECL- credit impaired	1.42	-	(0.06)	-	1.36
Total	1.42	-	(0.06)	-	1.36
Other Financial assets					
12 Months ECL	-	-	-	-	-
Life Time ECL- not credit impaired	-	-	-	-	-
Life Time ECL- credit impaired	213.28	6.48	(16.81)	(0.03)	202.92
Total	213.28	6.48	(16.81)	(0.03)	202.92

(₹ in crore)

2021-22	Opening Balance A	ECL created during the year B	ECL write Back C	ECL written off/ Reclassifications D	Closing Balance (A+B+C+D)
Trade Receivables					
Expected Credit Loss	11.44	221.40	-	-	232.84
Specific Provision	595.61	5.05	(431.25)	(6.45)	162.96
Total	607.05	226.45	(431.25)	(6.45)	395.80
Loans					
12 Months ECL	327.04	-	(130.13)	-	196.91
Life Time ECL- not credit impaired	196.31	-	(67.55)	-	128.76
Life Time ECL- credit impaired	555.66	112.36	(111.42)	-	556.60
Total	1,079.01	112.36	(309.10)	-	882.27
Security Deposits					
12 Months ECL	-	-	-	-	-
Life Time ECL- not credit impaired	-	-	-	-	-
Life Time ECL- credit impaired	1.40	0.02	-	-	1.42
Total	1.40	0.02	-	-	1.42
Other Financial assets					
12 Months ECL	-	-	-	-	-
Life Time ECL- not credit impaired	71.56	-	(71.56)	-	-
Life Time ECL- credit impaired	189.02	35.32	(10.98)	(0.08)	213.28
Total	260.58	35.32	(82.54)	(0.08)	213.28

C. Liquidity risk

The Company monitors its risk of shortage of funds using a liquidity planning tool. The Company seeks to manage its liquidity requirement by maintaining access to both short term and long term debt markets. In addition, Company has committed credit facilities from banks.

The Company's objective is to maintain a balance between continuity of funding and flexibility through the use of bank overdrafts, commercial papers, bank loans, debentures, and leases. The Company assessed the concentration of risk with respect to refinancing its debt and concluded it to be low. The Company has access to a sufficient variety of sources of funding.

The table below summarises the maturity profile of the Company's financial liabilities based on contractual payments.

NOTES TO STANDALONE FINANCIAL STATEMENTS

NOTE - 40: FINANCIAL INSTRUMENTS AND RISK FACTORS (Contd..)

(₹ in crore)

	On demand	Less than 3 months	3 to 12 months	1 to 5 years	> 5 years	Total
Year ended March 31, 2023						
Borrowings	8,505.76	18,369.47	47,462.59	49,937.91	8,219.72	1,32,495.45
Lease Obligations	-	1,041.60	1,345.55	3,190.98	3,476.46	9,054.59
Trade payables	4,319.90	44,356.50	-	-	-	48,676.40
Other financial liabilities	34,259.13	13,671.87	1,058.48	165.48	29.32	49,184.28
Financial guarantee contracts*	3,933.39	-	-	-	-	3,933.39
Derivatives	-	235.97	-	-	-	235.97
	51,018.18	77,675.41	49,866.62	53,294.37	11,725.50	2,43,580.08
Year ended March 31, 2022						
Borrowings	5,512.96	31,401.95	23,303.76	44,297.07	6,282.76	1,10,798.50
Lease Obligations	-	852.02	1,255.14	2,994.64	3,562.52	8,664.31
Trade payables	3,079.60	39,405.68	-	-	-	42,485.28
Other financial liabilities	31,135.95	13,051.00	4,234.32	189.79	15.32	48,626.38
Financial guarantee contracts*	3,670.73	-	-	-	-	3,670.73
Derivatives	-	307.81	-	-	-	307.81
	43,399.24	85,018.46	28,793.22	47,481.50	9,860.60	2,14,553.01

* Based on the maximum amount that can be called for under the financial guarantee contract.

D. Excessive risk concentration

Concentrations arise when a number of counterparties are engaged in similar business activities, or activities in the same geographical region, or have economic features that would cause their ability to meet contractual obligations to be similarly affected by changes in economic, political or other conditions. Concentrations indicate the relative sensitivity of the Company's performance to developments affecting a particular industry.

In order to avoid excessive concentrations of risk, the Company's policies and procedures include specific guidelines to focus on the maintenance of a diversified portfolio. Identified concentrations of credit risks are controlled and managed accordingly.

E. Collateral

As Company has been rated investment grade by various domestic and international rating agencies, there has been no requirement of submitting any collateral for booking of derivative contracts. Company undertakes derivatives contract only with those counterparties that have credit rating above the internally approved threshold rating. Accordingly, Company does not seek any collaterals from its counterparties.

NOTE-41: CAPITAL MANAGEMENT

The primary objective of the company's capital management is to maximise the shareholder value. Capital includes issued equity capital, share premium and all other equity reserves, attributable to the equity shareholders, for the purpose of the Company's capital management.

The Company manages its capital structure and makes adjustments in light of changes in economic conditions and requirements. The Company determines the capital requirement based on annual operating plans and long-term and other strategic investment plans. The Company may adjust the dividend payment to shareholders, return capital to shareholders or issue new shares to maintain or adjust the capital structure. The Company monitors capital using debt equity ratio, which is borrowings divided by Equity. The Company's endeavour is to keep the debt equity ratio around 1:1.

(₹ in crore)

Particulars	March 31, 2023	March 31, 2022
Borrowings	1,32,495.45	1,10,798.50
Equity Share Capital	13,771.56	9,181.04
	1,20,985.98	1,22,105.32
Equity	1,34,757.54	1,31,286.36
Debt Equity Ratio	0.98 : 1	0.84 : 1

No changes were made in the objectives, policies or processes for managing capital during the financial year ended March 31, 2023 and March 31, 2022.

NOTES TO STANDALONE FINANCIAL STATEMENTS**NOTE-42: DISCLOSURES AS REQUIRED BY REGULATION 34(3) OF SEBI(LODR) REGULATIONS, 2015**

In compliance of Regulation 34(3) of SEBI(LODR) Regulations 2015, the required information is given as under:

(₹ in crore)

Particulars	Amount as at		Maximum Amount outstanding during the year ended	
	March 31, 2023	March 31, 2022	March 31, 2023	March 31, 2022
I. Loans and Advances in the nature of loans:				
A) To Subsidiary Companies	-	-	-	-
B) To Associates /Joint Venture				
(i) Petronet V. K. Limited	112.55	113.29	113.29	113.29
(ii) Suntera Nigeria 205 Limited. A	176.20	162.52	176.20	162.52
(iii) IndianOil Adani Ventures Limited (formerly known as Indian Oiltanking Limited)	15.00	15.00	15.00	15.00
C) To Firms/Companies in which directors are interested	-	-	-	-
II. Investment by the loanee (as detailed above) in the shares of IOC and its subsidiaries	-	-	-	-

A As per the applicable provisions of Indian Accounting Standards, the loan given to Suntera Nigeria 205 Ltd. is measured at fair value through the Statement of Profit and Loss in the financial statements and fair value of the loan is Nil as at March 31, 2023 (2022: ₹ 141.02 crore). Refer Note -39 for further details regarding fair valuation.

NOTE-43: DUES TO MICRO AND SMALL ENTERPRISES

The dues to Micro and Small Enterprises as required under the Micro, Small and Medium Enterprises Development Act, 2006 to the extent information available with the Company is given below:

(₹ in crore)

Particulars	March 31, 2023	March 31, 2022
Amount due and Payable at the year end		
- Principal *	1,524.23	1,398.32
- Interest on above Principal	-	-
Payments made during the year after the due date		
- Principal	-	-
- Interest	-	-
Interest due and payable for principals already paid	-	-
Total Interest accrued and remained unpaid at year end	-	-
Further Interest remaining due and payable in succeeding year	-	-

*Amount of ₹ 504.56 crore (2022: ₹ 598.48 crore) included in Note 17: Other Financial Liabilities.

NOTES TO STANDALONE FINANCIAL STATEMENTS

NOTE - 44 RESEARCH AND DEVELOPMENT COSTS

Research and Development Expenses of ₹ 409.26 crore (2022: ₹ 259.68 crore) have been accounted as capital expenditure and ₹ 288.95 crore (2022 : ₹ 316.87 crore) have been accounted for in the Statement of Profit and Loss during the year. Detailed break up of total expenditure are as under:

A. Capital Expenses (Property, Plant and Equipment)

(₹ in crore)											
S. No.	Asset Block	Gross Block as at April 1, 2022	Additions during the year	Transferred from CWIP	Transfer/ Deduction/ Disposal during the year	Gross Block as at March 31, 2023	Work-in-Progress as at April 1, 2022	Additions during the year	Transferred to Fixed Assets (Capita-lized)	Work-in-Progress as at March 31, 2023	Total Capital Expenditure
1	2	3	4	5	6	7 = (3+4+5-6)	8	9	10	11 = (8+9-10)	12 = (4+5+11-8)
(a) Property, Plant and Equipment											
1	Land - Free Hold	373.43	-	-	-	373.43	-	-	-	-	-
2	Building, Roads etc	107.76	0.18	6.21	0.50	113.65	151.67	259.84	6.21	405.30	260.02
3	Plant & Equipment	901.43	32.28	158.26	4.84	1,087.13	174.28	77.74	158.26	93.76	110.02
4	Office Equipment	41.34	11.62	2.84	1.17	54.63	0.03	2.81	2.84	-	14.43
5	Transport Equipment	0.06	0.08	-	-	0.14	-	-	-	-	0.08
6	Furniture & Fixtures	17.37	1.17	1.76	0.45	19.85	0.96	0.80	1.76	-	1.97
7	Drainage & Sewage	1.42	-	-	-	1.42	-	-	-	-	-
8	ROU Asset	0.38	0.43	-	-	0.81	-	-	-	-	0.43
	Sub Total	1,443.19	45.76	169.07	6.96	1,651.06	326.94	341.19	169.07	499.06	386.95
(b) Intangible Assets											
1	Right of way	-	-	-	-	-	-	-	-	-	-
2	Licenses / Technical Know-how	0.11	-	-	-	0.11	-	-	-	-	-
3	Computer Software	38.06	7.03	-	(0.39)	45.48	1.13	15.28	-	16.41	22.31
	Sub Total	38.17	7.03	-	(0.39)	45.59	1.13	15.28	-	16.41	22.31
	Total	1,481.36	52.79	169.07	6.57	1,696.65	328.07	356.47	169.07	515.47	409.26

(₹ in crore)											
S. No.	Asset Block	Gross Block as at April 1, 2021	Additions during the year	Transferred from CWIP	Transfer/ Deduction/ Disposal during the year	Gross Block as at March 31, 2022	Work-in-Progress as at April 1, 2021	Additions during the year	Transferred to Fixed Assets (Capitalized)	Work-in-Progress as at March 31, 2022	Total Capital Expenditure
1	2	3	4	5	6	7 = (3+4+5-6)	8	9	10	11 = (8+9-10)	12 = (4+5+11-8)
(a) Property, Plant and Equipment											
1	Land - Free Hold	373.43	-	-	-	373.43	-	-	-	-	-
2	Building, Roads etc	106.94	0.37	1.93	1.48	107.76	58.01	95.59	1.93	151.67	95.96
3	Plant & Equipment	807.44	44.38	64.09	14.48	901.43	133.08	105.29	64.09	174.28	149.67
4	Office Equipment	39.11	3.76	1.03	2.56	41.34	0.08	0.98	1.03	0.03	4.74
5	Transport Equipment	0.06	-	-	-	0.06	-	-	-	-	-
6	Furniture & Fixtures	16.62	0.58	0.66	0.49	17.37	-	1.62	0.66	0.96	2.20
7	Drainage & Sewage	1.42	-	-	-	1.42	-	-	-	-	-
8	ROU Asset	0.38	-	-	-	0.38	-	-	-	-	-
	Sub Total	1,345.40	49.09	67.71	19.01	1,443.19	191.17	203.48	67.71	326.94	252.57
(b) Intangible Assets											
1	Right of way	-	-	-	-	-	-	-	-	-	-
2	Licenses / Technical Know-how	0.11	-	-	-	0.11	-	-	-	-	-
3	Computer Software	31.51	7.11	-	0.56	38.06	1.13	-	-	1.13	7.11
	Sub Total	31.62	7.11	-	0.56	38.17	1.13	-	-	1.13	7.11
	Total	1,377.02	56.20	67.71	19.57	1,481.36	192.30	203.48	67.71	328.07	259.68

NOTES TO STANDALONE FINANCIAL STATEMENTS

NOTE - 44 RESEARCH AND DEVELOPMENT COSTS (Contd..)

B. Recurring Expenses

Particulars	(₹ in crore)	
	2022-23	2021-22
1 Consumption of Stores, Spares & Consumables	12.10	12.13
2 Repairs & Maintenance		
(a) Plant & Machinery	14.46	12.95
(b) Building	7.44	7.59
(c) Others	2.47	2.36
3 Freight, Transportation Charges & demurrage	0.21	0.06
4 Payment to and Provisions for employees	162.66	179.69
5 Office Administration, Selling and Other Expenses	89.53	102.05
6 Interest	0.08	0.04
Total	288.95	316.87

C. Total Research Expenses

Particulars	(₹ in crore)	
	2022-23	2021-22
Capital Expenditure	409.26	259.68
Recurring Expenditure	288.95	316.87
Total	698.21	576.55

NOTE-45: DISCLOSURE RELATING TO CORPORATE SOCIAL RESPONSIBILITY (CSR) EXPENDITURE

The disclosure in respect of CSR Expenditure is as under:

Particulars	(₹ in crore)	
	March 31, 2023	March 31, 2022
Gross amount required to be spent by the Company during the year (2% of Avg Net Profit as per Section 135(5))	351.07	323.14
Surplus arising out of CSR Project	-	-
Set Off Available from Previous Years	93.52	118.37
Total CSR Obligation for the year	257.55	204.77
Amount approved by the Board to be spent during the year	309.52	455.05
Amount Spent during the Year	264.03	298.29
Set Off available for succeeding years	6.48	93.52
Amount Unspent during the year	-	-

Amount spent during the year on:

Particulars	(₹ in crore)					
	2022-23			2021-22		
	In cash	Yet to be paid In cash**	Total	In cash	Yet to be paid In cash**	Total
(i) Construction/acquisition of any assets	-	-	-	-	-	-
(ii) On purposes other than (i) above						
Health and Sanitation	92.65	30.04	122.69	68.65	1.48	70.13
Contribution towards PMUY	3.80	-	3.80	7.00	-	7.00
Flagship Projects-CSR	20.67	0.22	20.89	13.42	0.35	13.77
Educational Scholarship	4.50	0.02	4.52	2.26	-	2.26
Swachh Bharat	7.47	-	7.47	11.34	0.59	11.93
Education/employment vocational skills	34.81	2.53	37.34	56.55	0.62	57.17
Drinking Water	2.09	0.06	2.15	4.62	0.21	4.83

NOTES TO STANDALONE FINANCIAL STATEMENTS**NOTE-45: DISCLOSURE RELATING TO CORPORATE SOCIAL RESPONSIBILITY (CSR) EXPENDITURE (Contd..)**

(₹ in crore)

Particulars	2022-23			2021-22		
	In cash	Yet to be paid In cash**	Total	In cash	Yet to be paid In cash**	Total
Promotion of National Heritage, Art and Culture	12.60	0.27	12.87	0.31	–	0.31
Covid 19	2.11	–	2.11	91.01	1.23	92.24
Administration Expenses, training etc.	12.56	–	12.56	14.20	–	14.20
Impact Assessment	0.22	–	0.22	0.04	0.01	0.05
Other expenses	36.49	0.92	37.41	24.03	0.37	24.40
Total Expenses (ii)	229.97	34.06	264.03	293.43	4.86	298.29
Grand Total (i) and (ii)	229.97	34.06	264.03	293.43	4.86	298.29

**Provisions made for liabilities incurred

NOTE-46: DISCLOSURE ON GOVERNMENT GRANTS**A. Revenue Grants****1 Subsidies on sales of SKO (PDS) and LPG (Domestic)**

Subsidies on sales of SKO (PDS) in India amounting to ₹ 197.84 crore (2022: ₹ 154.21 crore) and subsidies on sales of LPG (Domestic) to customers in Bhutan amounting to ₹ 6.73 crore (2022: ₹ 6.44 crore) have been reckoned as per the schemes notified by Governments.

2 Export of Notified Goods under MEIS Claims/RoDTEP scheme

The Company has recognised ₹ 0.03 crore (2022: ₹ 3.64 crore) on export of notified goods under Merchandise Exports from India Scheme (MEIS)/Remission of Duties and Taxes on Exported Products (RoDTEP) scheme in the Statement of Profit and Loss as Revenue Grant.

3 Stipend to apprentices under NATS/NAPS scheme

As per Ministry of HRD & Skill development and Entrepreneurship, a portion of stipend and basic training cost for apprentices will be reimbursed to employer by Government under National Apprenticeship Training Scheme (NATS) and National Apprenticeship Promotion Scheme (NAPS), subject to prescribed threshold limit. The Company has recognised grant in respect of stipend paid to apprentices & Basic training cost under NATS & NAPS amounting to ₹ 8.85 crore (2022: ₹ 5.24 crore) as Revenue Grant.

4 Grant in respect of revenue expenditure for research projects

During the year, the Company has received revenue grant of ₹ 2.05 crore (2022: ₹ 1.62 crore) in respect of meeting out revenue expenditure such as Manpower, Consumables, Travel & Contingency etc for research projects undertaken with various agencies.

5 Incentive on sale of power

Company is getting incentive from Department of Renewable Energy, GOI for wind power generation of Electricity at the rate of ₹ 0.50 paise for per unit of power generated. The Company has received grant of ₹ 2.19 crore during the current year (2022: ₹ 2.37 crore).

6 Excise duty benefit in North East

Excise duty exemption of 50% of goods manufactured and cleared from north east refineries has been reckoned at full value in revenue and on net basis in expenses under 'Excise Duty' (to the extent of duty paid). Financial impact for the current year is ₹ 3886.45 crore (2022: ₹ 5426.43 crore).

7 Viability Gap Funding (VGF)

The Company has received grant in the form of interest free loans from Orissa Government for a period of 15 years. The unamortized grant amount as at March 31, 2023 is ₹ 2654.75 crore (2022: ₹ 2372.48 crore). During the year, the Company has recognised ₹ 208.56 crore (2022: ₹ 176.05 crore) in the Statement of Profit and Loss as amortisation of grants.

NOTES TO STANDALONE FINANCIAL STATEMENTS

NOTE-46: DISCLOSURE ON GOVERNMENT GRANTS (Contd..)

8 Grant for under-recoveries in Domestic LPG

The company has received one-time grant of ₹10,801 crore (2022: NIL) from Government of India for under-recoveries incurred on sale of Domestic LPG during FY 2021-22 and FY 2022-23 which is recognised as Revenue from Operations in the statement of Profit & Loss (Refer Note 23).

B. Capital Grants

1 OIDB Government Grant for strengthening distribution of SKO (PDS)

The Company has received government grant from OIDB (Oil Industry Development Board) for strengthening distribution of PDS Kerosene as per the directions of MoP&NG to be used in construction of 20KL underground Tank, Mechanical Dispensing Units and Barrel Shed. The unamortized capital grant amount as at March 31, 2023 is ₹ 0.46 crore (2022: ₹ 0.59 crore). During the year, the Company has recognised ₹ 0.13 crore (2022: ₹ 0.17 crore) in Statement of Profit and Loss as amortisation of capital grants.

2 Capital Grant in respect of Excise duty, Custom duty and GST waiver

The Company has received grant in respect of Custom duty waiver on import on capital goods, Excise duty waiver and GST waiver on purchase of goods from local manufacturer in India under the certificate issued by Department of Scientific and Industrial Research (DSIR). The unamortized capital grant amount as at March 31, 2023 is ₹ 61.63 crore (2022: ₹ 75.59 crore) The goods so imported or procured from local manufacturer shall not be transferred or sold for a period of five years from date of installation. During the year, the Company has recognised ₹ 12.82 crore (2022: ₹ 11.70 crore) in the Statement of Profit and Loss as amortisation of capital grants. However, the scheme of GST concession on purchase of goods from local manufacturer under certificate issued by DSIR has been discontinued from 18.07.2022 and accordingly no new grant has been recognised thereafter in this regard.

3 Capital Grant in respect of Research projects

The Company has received capital grant from various agencies in respect of procurement/setting up of Capital assets for research projects undertaken. The unamortized capital grant amount as at March 31, 2023 is ₹ 7.45 crore (2022: ₹ 9.01 crore). During the year, the Company has recognised ₹ 2.14 crore (2022: ₹ 2.70 crore) in the Statement of Profit and Loss as amortisation of capital grants.

4 Capital Grant in respect of Entry Tax Exemption from Odisha Govt.

Entry Tax exemption received from Odisha Government for Paradip Refinery Project has been recognized as Capital Grant and grossed up with the concerned Assets. The unamortized capital grant amount as at March 31, 2023 is ₹ 94.88 crore (2022: ₹ 100.22 crore). During the year, the Company has recognised ₹ 5.34 crore (2022: ₹ 5.34 crore) in the Statement of Profit and Loss as amortisation of capital grants.

5 Capital Grant in respect of demonstration unit

Grant received from OIDB/CHT/USTDA for setting up units for Ethanol production from Refinery off gases/Lignocellulosic Biomass at Panipat Refinery. The unamortized capital grant amount as at March 31, 2023 is ₹ 311.92 crore (2022: ₹ 312.46 crore). During the year, the Company has recognised ₹ 0.54 crore (2022: Nil) in the Statement of Profit and Loss as amortisation of capital grants.

6 Capital Grant in respect of construction of units using Indigenous Technology

Grant received from OIDB for setting up of demonstration unit at Guwahati refinery with the company's R&D developed INDADePTG technology. The unamortized capital grant amount as at March 31, 2023 is ₹ 61.30 crore (2022: ₹ 65.51 crore). During the year, the Company has recognised ₹ 4.21 crore (2022: ₹ 4.38 crore) in the Statement of Profit and Loss as amortisation of capital grants.

7 Capital Grant in respect of interest subsidy

The Company has received capital grant in respect of interest subsidy on loans taken from OIDB. The unamortized capital grant amount as at March 31, 2023 is ₹ 10.81 crore (2022: ₹ 11.33 crore). During the year, the Company has recognised ₹ 0.52 crore (2022: ₹ 0.36 crore) in the Statement of Profit and Loss as amortisation of capital grants.

8 Capital Grant in respect of Solar Power Generation

The Company has received capital financial assistance from Ministry of New and Renewable Energy in respect of procurement and installation of Solar Panels for Power Generation. The unamortized capital grant amount as at March 31, 2023 is ₹ 3.59 crore (2022: ₹ 3.78 crore). During the year, the Company has recognised ₹ 0.19 crore (2022: ₹ 0.19 crore) in the Statement of Profit and Loss as amortisation of capital grants.

9 Capital Grant from Nepal Government

The Company has received grant from Nepal Government by way of waiver of Local taxes on goods/services procured locally in Nepal and Import Duty for goods/services imported into Nepal. The Company has recognised ₹ 1.14 crore (2022: ₹ 1.12 crore) in Statement of Profit & Loss. The unamortized balance is ₹ 10.55 crore (2022: ₹ 11.69 crore)

NOTES TO STANDALONE FINANCIAL STATEMENTS**NOTE-46: DISCLOSURE ON GOVERNMENT GRANTS (Contd..)****10 Capital Grant for establishing EV Charging Station (EVCS) at Retail Outlets**

The Company has received grant from Ministry of Heavy Industries for establishing EV Charging stations (EVCS) at ROs under Faster Adoption and Manufacturing of Electric Vehicles (FAME) India Scheme Phase-II in March 2023. Out of total sanctioned amount of ₹ 364.00 crore, ₹ 254.80 crore is received in advance and balance amount will be received on commissioning of all EVCS and limited to actual cost incurred. Since the work has not started as on 31.03.2023, no amount is recognised in the statement of Profit and loss during the year. The unamortized balance as at March 31, 2023 is ₹ 254.80 crore (2022: Nil).

NOTE-47: REVENUE FROM CONTRACTS WITH CUSTOMERS

The Company is in the business of oil and gas and it earns revenue primarily from sale of petroleum products, petrochemicals, Gas, E&P and Others. Revenue is recognized when control of the goods and services is transferred to the customer.

Generally, Company enters into contract with customers:

- On delivered basis in case of Retail Sales, LPG and Aviation.
- On Ex-Marketing Installation as well as delivered basis in case of Lubes and Consumers.
- On FOB or CIF basis depending on terms of contract in case of Export sales.

Majority of Company's sales are to retail category which are mostly on cash and carry basis. Company also execute supply to Institutional Businesses (IB), Lubes, Aviation on credit which are for less than a year.

For maintaining uninterrupted supply of products, customers generally deposit amount in advance with the Company against which orders for purchase of products are placed by the customers. Based on these orders, supply is maintained by the Company and revenue is recognized when the goods are delivered to the customer by adjusting the advance from customers. Revenue in cases of performance obligation related to delivered sales are recognized in time based on delivery of identified and actual goods and no significant judgement is involved.

The Company also extends volume/slab based discounts to its customers on contract to contract basis for upliftment of products and it is adjusted in revenue as per the terms of the contract. Company also runs loyalty programmes and incentive schemes for its retail and bulk customers. Loyalty points are generated and accumulated by the customers on doing transactions at Company's outlet which can be redeemed subsequently for fuel purchases from Company outlets. Revenue is recognized net of these loyalty points and incentive schemes.

Besides this, though not significant, the Company also undertakes construction contracts on deposit basis. Revenue is recognized for these contracts over time using input based on cost incurred. Similarly non-refundable deposits received from Retail Outlets (ROs) are recognized as revenue over time on proportionate basis.

Bifurcation of Total Revenue into Revenue from contract with customers and other sources of revenue as per requirement of Ind AS is given below:

Particulars	(₹ in crore)	
	2022-23	2021-22
Total Revenue (A+D)	9,34,952.66	7,28,445.40
Revenue from contract with customers (A)	9,22,756.93	7,26,455.30
Recognized from contract liability balance of previous year (B)	4,379.37	3,714.04
Recognized from contracts initiated in current year (C)	9,18,377.56	7,22,741.26
Revenue from other contracts/from others (D)	12,195.73	1,990.10

An amount of ₹ 126.10 crore (2022: ₹ 226.45 crore) on account of impairment losses on receivables is recognised under the head Impairment Loss on Financial Assets on the face of Statement of Profit and Loss.

The Company discloses information on reportable segment as per Ind AS 108 under Note 38 - Segmental Information. An amount of ₹ 628.94 crore (2022: ₹ 689.76 crore) is recognised over time under Revenue from contract with customers.

	(₹ in crore)		
	Receivables	Contract Asset	Contract Liability
Opening Balance	18,221.78	-	7,142.23
Closing Balance	15,613.71	-	6,512.81

NOTES TO STANDALONE FINANCIAL STATEMENTS

NOTE-47: REVENUE FROM CONTRACTS WITH CUSTOMERS (Contd..)

The Company has applied practical expedient as per IndAS 115 in case of delivered sales, advance from customers where the performance obligation is part of the contract and the original expected duration is one year or less and in case of construction contracts/deposit works wherein the company has a right to consideration from customer that correspond directly with the value of the entity's performance completed for the customer.

NOTE - 48: ADDITIONAL REGULATORY INFORMATION AS PER SCHEDULE III OF COMPANIES ACT 2013

1. Ratios

	Numerator	Denominator	2022-2023	2021-2022	% Variance	Reason for Variance
Current Ratio (Times) *	Current Assets	Current Liabilities	0.74	0.75	(1%)	
Debt Equity Ratio (Times)	Total Debt (i.e. Non-Current Borrowings + Current Borrowings)	Total Equity	0.98	0.84	17%	
Debt Service Coverage Ratio (Times)	Profit after Tax + Finance Cost in P&L + Depreciation	Finance Cost (P&L + Capitalised) + Lease & Principal Repayments (Long-term)	1.30	5.10	(75%)	Variation majorly on account of reduction in profitability due to suppressed marketing margins of certain petroleum products as compared to previous year.
Return on Equity (%)	Profit after Tax	Average Total Equity	6.20%	20.00%	(69%)	
Inventory Turnover (Times)	Sales (Net of Discounts)	Average Inventory	8.48	7.98	6%	
Trade Payables Turnover (Times)	Purchase of Raw Material + Purchase of Stock-in-Trade + Other Expenses	Average Trade Payables	17.94	14.94	20%	
Trade Receivables Turnover (Times)	Sales (Net of Discounts)	Average Trade Receivables	54.64	45.95	19%	
Net Capital Turnover (Times) *	Sales (Net of Discounts)	Average Working Capital (i.e. Current Assets - Current Liabilities)	(19.14)	(16.86)	13%	
Net Profit Ratio (%)	Profit after Tax	Revenue from Operation	0.88%	3.32%	(73%)	Variation majorly on account of reduction in profitability due to suppressed marketing margins of certain petroleum products as compared to previous year.
Return on Capital Employed (%)	Profit before Tax + Finance Cost	Average of (Total Equity + Total Debt + Deferred Tax Liabilities)	6.19%	15.44%	(60%)	
Return on Investment (%)	Closing Value of Investment + Dividend during the year - (Opening Value of Investment + Additional Investment during the year)	Opening Value of Investment + (Additional Investment during the year - Dividend during the year)/2				
- Equity in Subsidiary/ Associates & JVs			9.18%	4.69%	95%	Variation majorly on account of increase in dividend receipt during the year
- Equity in Others			2.30%	64.19%	(96%)	Variation majorly on account of change in fair value of investment.
- Preference Shares			(0.62%)	(0.11%)	459%	
- Govt. Securities (Non-current+Current)			2.80%	4.70%	(40%)	
- Debentures or Bonds			6.48%	1.29%	403%	

* In line with EAC opinion received in FY 2018-19, Security Deposits amounting to ₹30,580.72 crore (2022: ₹29,442.61 crore) obtained from LPG consumers are consistently treated as current liabilities as the Company does not have unconditional right to defer settlement of the same upon demand from consumers. However, based on past experience, it is observed that there is net increase in security deposits and refund claim from consumers is insignificant.

NOTES TO STANDALONE FINANCIAL STATEMENTS

NOTE - 48: ADDITIONAL REGULATORY INFORMATION AS PER SCHEDULE III OF COMPANIES ACT 2013 (Contd..)

2 Title deeds of Immovable Property not held in the name of the Company

A Cases continuing from previous year:

Relevant line item in the Balance sheet	Description of item of property	Gross carrying value		Title deeds held in the name of	Whether title deed holder is a promoter, director or relative of promoter/ director or employee of promoter/ director
		31.03.2023	31.03.2022		
	Land				
	Land allotted by Govt. of Assam	0.16	0.16	Government of Assam	No
	Land Freehold- Refinery	0.20	0.20	Government of Bihar	No
	Land at Mathura Refinery	10.18	10.18	Government of Uttar Pradesh	No
	Land of Calico Mill, Baroda	31.99	31.99	Gujarat Industrial Development Corporataion	No
	Land-Freehold	0.40	0.40	GIDC & Others	No
	Land at Jobra Barrage Water Intake Facility	27.54	27.54	Government of Orissa	No
	Leased land at Paradip	4.83	4.83	Government of Orissa	No
	CTMPL RCP land at Reddimangudii*	-	-	Nalluswamy Ramar	No
PPE	Leased land at Dahej	8.29	8.29	Not available	No
	Land	0.02	0.02	Ramavathi/ Legal Heirs	No
	Land*	-	-	Ramavathi/ Legal Heirs	No
	Land	0.10	0.10	Bharat Petroleum Corporation Limited	No
	Land	0.52	0.52	Kerala state Government (GCDA)	No
	Land	5.77	5.77	Indian Railways	No
	ROU - Leasehold Land	0.12	0.01	Not available	No
	ROU - Leasehold Land (3 cases)	0.08	0.08	TISCO	No
	ROU - Leasehold Land	0.01	0.01	TISCO	No
	ROU - Leasehold Land	0.12	0.05	TISCO	No
	ROU - Leasehold Land (37 cases)	321.04	321.04	IAF	No
	ROU - Leasehold Land	1.94	1.94	Mumbai Port Trust	No
	ROU - Leasehold Land (2 cases)	0.46	0.48	MP Government	No
	ROU - Leasehold Land*	-	-	Northern Coalfields Limited	No
	ROU - Leasehold Land	0.10	0.10	Tuticorn Port Trust	No
	Land*	-	-	Not available	No

(₹ in crore)

Property held since which date	Under Dispute (Yes/ No)	Reason for not being held in the name of the company
1962	No	Land measuring 60.50 Acre not registered in the name of IOCL, GR for which follow-up is being made with the government
1959	Yes	The matter related to the claim of District Authorities, for additional cost of Registration charges, is pending with the Hon'ble High Court, Patna.
1977	No	Approval for lease deed & execution is pending at the level of Department of Industries, UP Govt., Lucknow.
2006	Yes	Case is pending in High Court
1962	No	Transfer execution pending
2010	No	Transfer of land in name of IOCL is under process
2010	No	Transfer of land in name of IOCL is under process
30.05.2005	No	Purchase price of the private- government land parcel has not been fixed by State Government.
31.12.2016	No	Transfer of land in name of IOCL is under process.
20-03-1995	Yes	Title Appeal has been filed before Jharkhand High Court. Decision is pending.
28-04-1995	Yes	Title Appeal has been filed before Jharkhand High Court. Decision is pending.
01-10-1990	No	The land has been registered in the name of BPCL. BPCL has demarcated 77,540.00 Sqm of land in the name of IOCL.
31-03-2003	No	Following up is being made with Govt. Secretary and GCDA for registration.
31-03-1994	Yes	The said land had been exchanged with railways for construction of railway siding and the same had not been registered. However a person had disputed the title in the court claiming that they have registered documents to portion of the land (400 Sq.Yards) . Pending the decision of the Railways and the legal case, IOC is unable to go ahead with the registration of land.
31-12-1993	No	Action is being taken to retrieve the documents.
14-11-1996	No	The Land has been awarded to TISCO during British Govt. Embargo from State Govt. over Subleasing to IOCL.
14-12-1996	No	The Land has been awarded to TISCO during British Govt. Embargo from State Govt. over Subleasing to IOCL.
19-11-1996	No	The Land has been awarded to TISCO during British Govt. Embargo from State Govt. over Subleasing to IOCL.
30-08-2011	No	AFS Umbrella Agreement/MOU, but no individual Agreement
01-04-1998	No	A letter was submitted to MbPT Chairman office requesting waiving of interest on arrear and renewal of expired lease. The concerned location is following up with MbPT .
01-04-1994	No	Title deed is pending for execution with MP Government Revenue land office, lease rent payment is being made as per negotiated rate.
17-07-1992	No	Lease deed with NCL for Jayant Depot land is not available with IOCL and NCL. In view of the fact, that IOCL is supplying product to other Retail Outlet and Kerosene agency from Jayant Depot, the lease agreement might not have been concluded.
31-07-1998	Yes	The lease agreement not yet signed due to dispute with Tuticorin Port Trust on incorporation of MGT clause
01-01-1959	No	Title Deed is not traceable. Re-generation of title deed is in process for making an application to Sub registrar.

NOTES TO STANDALONE FINANCIAL STATEMENTS

NOTE - 48: ADDITIONAL REGULATORY INFORMATION AS PER SCHEDULE III OF COMPANIES ACT 2013 (Contd..)

Relevant line item in the Balance sheet	Description of item of property	Gross carrying value		Title deeds held in the name of	Whether title deed holder is a promoter, director or relative of promoter/ director or employee of promoter/ director
		31.03.2023	31.03.2022		
	Building				
	NBCC_Type VI Flats & Parking_Kidwai Nagar	20.42	20.42	NBCC	No
	NBCC Commercial Space	231.02	231.02	NBCC	No
	NBCC_Building_Type V Flats	17.67	17.67	NBCC	No
	Building	14.65	5.42	Govt. of West Bengal	No
PPE	Building	0.01	0.01	M/s Bonny Enterprise	No
	Building	0.04	0.04	M/s Bonny Enterprise	No
	Building (3 cases)	0.05	0.05	M/s Bonny Enterprise	No
	Building	0.06	0.06	Mukund Constructions	No

B Cases added during the year:

Relevant line item in the Balance sheet	Description of item of property	Gross carrying value		Title deeds held in the name of	Whether title deed holder is a promoter, director or relative of promoter/ director or employee of promoter/ director
		31.03.2023	31.03.2022		
	ROU - Leasehold Land	73.21	-	IAF	No
	ROU - Leasehold Land	128.38	-	JNPT	No
PPE	ROU - Leasehold Land*	-	-	MP Government	No

C Cases settled during the year:

Relevant line item in the Balance sheet	Description of item of property	Gross carrying value		Title deeds held in the name of
		31.03.2023	31.03.2022	
	Land			
	Leased land at Paradip	0.04	0.04	Government of Orissa
	Land	51.90	51.90	Govt. of Assam
PPE	Land	0.01	0.01	Not available
	ROU - Leasehold Land	1.84	1.84	Indian Railways
	Land*	-	-	Govt. of Assam
	Land	0.01	0.01	Govt. of Assam

(₹ in crore)

Property held since which date	Under Dispute (Yes/ No)	Reason for not being held in the name of the company
28-12-2018	No	Under process to be registered through Land & Development Office, Ministry of Housing and Urban Affairs
31-03-2021	No	Under process to be registered through Land & Development Office, Ministry of Housing and Urban Affairs
20-07-2020	No	Under process to be registered through Land & Development Office, Ministry of Housing and Urban Affairs
26-07-1989	No	The executed deed was not registered after taking over the building. Mutation of this plot of Land & Building is not available.
01-04-1984	No	No one from Bonny Enterprise is traceable. Probably Bonny enterprise is closed. Therefore, Title Deed cannot be executed. We are paying the Municipal Tax regularly and are also in possession of Flats since inception.
16-05-1983	No	No one from Bonny Enterprise is traceable. Probably Bonny enterprise is closed. Therefore, Title Deed cannot be executed. We are paying the Municipal Tax regularly and are also in possession of Flats since inception.
29-04-1985	No	No one from Bonny Enterprise is traceable. Probably Bonny enterprise is closed. Therefore, Title Deed cannot be executed. We are paying the Municipal Tax regularly and are also in possession of Flats since inception.
29-02-1984	Yes	Matter under Litigation for execution of sale deed

(₹ in crore)

Property held since which date	Under Dispute (Yes/ No)	Reason for not being held in the name of the company
30-08-2011	No	AFS Umbrella Agreement/MOU, but no individual Agreement for various AFS Locations.
08-07-2022	No	Title deed is pending for execution due to disagreement between parties for start date of agreement
31-08-1994	No	It is a Govt land offered by Tahsildar Sehore for permanent allotment of land vide Ref. 2/A-20/99-2000 dated 23.06.2000. Title Deed being applied.

(₹ in crore)

Whether title deed holder is a promoter, director or relative of promoter/ director or employee of promoter/ director	Property held since which date	Under Dispute (Yes/ No)
No	2019	No
No	18-02-2017	No
No	07-11-1995	No
No	01-04-2018	No
No	31-03-1982	No
No	14-03-1985	No

NOTES TO STANDALONE FINANCIAL STATEMENTS

NOTE - 48: ADDITIONAL REGULATORY INFORMATION AS PER SCHEDULE III OF COMPANIES ACT 2013 (Contd..)

*Following's carrying value is not reflected above due to rounding off:

Description of item of property	Title deeds held in the name of	(Amount in ₹)	
		Gross carrying value (In ₹)	
		31.03.2023	31.03.2022
CTMPL RCP land at Reddimangudii	Nalluswamy Ramar	30,000	30,000
Land	Ramavathi/Legal Heirs	25,540	25,540
ROU - Leasehold Land	Northern Coalfields Limited	1	1
Land	Govt. of Assam	45,000	45,000
ROU - Leasehold Land	MP Government	23,459	-
Land	Not available	24,416	24,416

3 Relationship with Struck off Companies

Name of the struck off company	Nature of transactions with struck off company	(Amount in ₹)	
		Balance outstanding	
		March 31, 2023	March 31, 2022
3i Computers Private Limited	Payables	11,300.00	11,300.00
Adiansh Engineers Private Limited	Payables	4,737.00	-
Aditya Inkjet Technologies Private Limited	Payables	1,892.39	1,892.39
Airborne Aero Services Private Limited	Payables	-	42,025.71
Amstar Infrastructure India Private Limited	Payables	1,689.85	1,98,270.21
Aoa Energy International Private Limited	Payables	52,900.00	52,900.00
Argus Media	Payables	-	-
Arvind Singh Consultants Private Limited	Payables	-	-
Bharati Instrumentation Private Limited	Payables	52.00	52.00
Cape Valour Services Private Limited	Payables	31,81,569.16	31,66,383.41
Chauhan Transport Private Limited	Payables	1,81,296.27	1,87,500.00
CIG Softech India Limited	Payables	(40,500.00)	-
DLS Enterprises Private Limited	Payables	-	-
Elite Octane Motoring Private Limited	Payables	-	-
First Office Solutions India Private Limited	Payables	14,100.00	14,100.00
Gmplus Engineering Private Limited	Payables	-	-
Grand Marshall Engineers Private Limited	Payables	12,537.00	12,537.00
Hotel Dynasty	Payables	7,680.00	52,573.40
Informatics E-Tech India Limited	Payables	12,789.98	-
Kamrupinyae Infrastructures Private Limited	Payables	(6,57,101.43)	3,22,155.70
Kingpin Infratech Private Limited	Payables	15,056.00	-
Linear Point Surveys Private Limited	Payables	(1,440.00)	-
Maurya Software Private Limited	Payables	-	-
Maypri Foods Private Limited	Payables	-	-
Microsys Technoware Solutions Private Limited	Payables	-	-
Murthy Electronics (P) Limited	Payables	2,541.44	2,541.44
Padavi Engineers & Pressure Vessels Limited	Payables	34,545.00	34,545.00
Paonta Technologies & Solutions Private Limited	Payables	5,520.00	5,520.00
Parihat Ventures Private Limited	Payables	-	-
Risknowlogy Solutions Private Limited	Payables	6,900.00	6,900.00
Shree Sai IP Consultant Private Limited	Payables	-	-
Shree Salasar Rent A Car Private Limited	Payables	35,871.00	35,871.00
Shubhgayatri Ventures(OPC) Private Limited	Payables	4,86,365.00	1,50,700.00
Singh Satyam Private Limited	Payables	-	14,800.00
Sirius Transtech Private Limited	Payables	28,570.00	66,220.00
SKPEI Engineering Works Private Limited	Payables	(657.27)	-
Spacescape Design Consultants Private Limited	Payables	1,08,550.00	1,08,550.00

NOTES TO STANDALONE FINANCIAL STATEMENTS

NOTE - 48: ADDITIONAL REGULATORY INFORMATION AS PER SCHEDULE III OF COMPANIES ACT 2013 (Contd..)

Name of the struck off company	Nature of transactions with struck off company	(Amount in ₹)	
		Balance outstanding	
		March 31, 2023	March 31, 2022
Spectacular Advertising & Events Private Limited	Payables	10,931.00	10,931.00
Techtrix Controls Chennai Private Limited	Payables	2,01,143.07	1,30,902.00
Unique Energies Private Limited	Payables	8,175.00	8,175.00
Vidhoo Industrial Service Private Limited	Payables	2,107.00	2,107.00
Waaree Mm Petro Tech Private Limited	Payables	2,74,634.00	2,74,634.00
Amaan Enterprises Private Limited	Receivables	-	-
Aprajeta Infra Developers Private Limited	Receivables	(1,395.00)	(1,395.00)
Birendra Nag Construction Private Limited	Receivables	(900.00)	(900.00)
Brijwasi Shine Chem Private Limited	Receivables	-	-
Chenari Construction Private Limited	Receivables	-	-
Dalhousie Jute Co Limited	Receivables	(3,07,022.37)	(3,26,345.37)
Dant Kali Construction Private Limited	Receivables	-	-
Deo Narayan Pawan Construction Private Limited	Receivables	-	-
Dharamveer Construction & Infra Private Limited	Receivables	(12,072.90)	(12,072.90)
Durga Materials & Const Private Limited	Receivables	-	-
Eco E Waste Recyclers India Private Limited	Receivables	-	-
Ekta Enterprises Private Limited	Receivables	-	(73,780.00)
Emanar Enterprise Private Limited	Receivables	-	-
Gabharu Infracon Private Limited	Receivables	-	(56,804.00)
Idha E Tail Arks Private Limited	Receivables	65.00	65.00
Kamaljeet Singh Ahluwalia Private Limited	Receivables	(12,83,348.20)	(14,84,166.20)
KDC Infra Projects Private Limited	Receivables	-	1,08,500.00
Khazina Digital Private Limited	Receivables	(5,07,000.00)	(5,07,000.00)
Kumar Engicon & Agency Private Limited.	Receivables	-	-
Palamu & Shivam Construction Private Limited	Receivables	-	-
R & S Construction Private Limited	Receivables	-	-
R K Mishra And Co Private Limited	Receivables	(32,84,982.00)	(33,31,327.00)
R.K.Exports Private Limited	Receivables	(1,14,478.00)	(2,01,188.00)
RC Residency Private Limited	Receivables	-	-
Reliance Cements Private Limited	Receivables	(10,90,094.48)	(21,22,338.48)
Rotoline Tanks Private Limited	Receivables	(4,954.20)	(162.80)
Rudra Parwati Engineering Private Limited	Receivables	(2,523.00)	-
Salai Energy Solutions Private Limited	Receivables	(4,23,766.98)	(3,86,890.41)
Singh Brothers Construction Private Limited	Receivables	(1,111.00)	(1,111.00)
Singh Leading Engicons Private Limited	Receivables	-	-
Sri Ram Technocrate Private Limited	Receivables	-	-
Srivaru Exim Private Limited	Receivables	-	-
The Barnagore Jute Fcty Plc.	Receivables	(1,29,775.88)	(1,75,042.93)
Trishul & Om Construction Private Limited	Receivables	-	-
Vacha Energy Ventures Private Limited	Receivables	-	-
Yumiko Global Infratech Private Limited	Receivables	(5,000.00)	(5,000.00)
Zeba Construction & Dev Private Limited	Receivables	-	-
Shares Held By Investors*	Investment	-	-

NOTES TO STANDALONE FINANCIAL STATEMENTS**NOTE - 48: ADDITIONAL REGULATORY INFORMATION AS PER SCHEDULE III OF COMPANIES ACT 2013 (Contd..)*****Details of Struck-off investors holding equity shares in the Company:**

Name of the struck off company	31.03.2023		31.03.2022	
	No. of shares held	Paid up Share Capital (In ₹)	No. of shares held	Paid up Share Capital (In ₹)
Kothari Intergroup Ltd.	42	420.00	28	280.00
Jsk Finvest Pvt. Ltd.	648	6,480.00	432	4,320.00
Market Probe India Private Limited	30	300.00	20	200.00
Raghukul Shares India Pvt Ltd	3	30.00	2	20.00
Haresh Extrusion Company Private Limited	1188	11,880.00	792	7,920.00
Hermoine Financial Solutions Private Limited	600	6,000.00	400	4,000.00
Aakil Leasing Ltd	120	1,200.00	80	800.00
Redhill Iron & Steel Private Limited	150	1,500.00	100	1,000.00

Note: The Company does not have any relationship with the above mentioned struck-off companies.

NOTE-49: OTHER DISCLOSURES

- In order to provide clean cooking fuel to BPL families, Government has approved "Pradhan Mantri Ujjwala Yojana (PMUY)" scheme where free LPG connections are issued by Oil Marketing Companies (OMCs) to the women belonging to the Below Poverty Line (BPL) households as per SECC -2011 (Rural) database. The scheme was launched on May 1, 2016. As per the scheme, the initial cost towards connection charges (Refundable deposit) would be borne by the Central Government for each card holder. Few State Governments have also extended this scheme to other beneficiaries. As per the scheme, OMCs would provide an option for EMI/ Loans towards cost of burner and 1st refill to the PMUY consumers. The loan amount is to be recovered from the subsidy amount payable by the government to the customers on each refill sale. During the year, discounting of the loan has been done based on assumption of average refills in a year and average subsidy rate per cylinder under respective range of subsidy buckets.

The amount of outstanding as at March 31, 2023 towards PMUY claim from Central Government is ₹ 46.30 crore (2022: ₹ 8.63 crore) and loan to PMUY consumers is ₹ 2,567.27 crore (2022: ₹ 2,770.67 crore) (net of recovery through subsidy). Against the above loan, a provision for doubtful loans amounting to ₹ 766.38 crore (2022: ₹ 601.46 crore) has been created as at March 31, 2023 against the beneficiaries who have not taken any refill for more than 12 months based on expected credit loss(ECL) model and applying experience factor based on experience ratio of doubtful provision on more than 12 months to the loans in less than 12 month category. (Also refer Credit Risk under Note 40)

The Company has remeasured the gross carrying amount of PMUY loan as at Balance Sheet date based on revised estimated future contractual cash flows resulting in reduction in PMUY loans by ₹ 41.51 crore (2022: ₹ 489.00 crore) which has been charged to Statement of Profit and Loss in Note - 29.1 under the head "Amortisation and Remeasurement of PMUY Assets".

- Pursuant to the Board approval for formation of a Joint Venture company between Indian Oil Corporation Ltd and Coal India Ltd for transfer of explosives business to the said venture Company on slump sale basis at a value of ₹ 311.00 crore (Net Assets WDV of ₹ 132.00 crore as at March 31, 2022), consent of Niti Ayog was initially received for formation of the JV vide letter dated April 27, 2018. However, the formation of the JV is not carried forward on account of subsequent communication dated July 11, 2018 from MoPNG. The matter is under deliberation and accordingly, the explosive business continues to be in operation as at March 31, 2023. The Net Asset WDV of the business as at March 31, 2023 is ₹ 79.70 crore.
- During the FY 2022-23, the Company has recognised an arbitration award in its favour in a case between the Company & Nayara Energy Limited ("NEL", formerly known as Essar Oil Ltd.). NEL has paid Take or Pay ("ToP") liability amounting to ₹288.62 crore and interest thereon amounting to ₹483.81 crore. Additionally, the Company had already encashed bank guarantee amounting to ₹186.00 crore. As per the award NEL has make-up gas right for ToP payments and accordingly ₹474.62 crore has been accounted for as "Advance from Customers" under Current Non- Financial liability. The Company has accounted ₹483.81 crore under the head interest income.
- During the FY 2022-23, the Company was not able to utilise the committed capacity booked for calendar year 2022 as per regasification agreement dated January 29, 2014 with Petronet LNG Limited (PLL). Hence, PLL has raised invoice for such unused capacity as "Pay for, if not used obligation" amounting to ₹ 227.08 crore for Contract Year 2022 as per terms and conditions of the Contract. The Company has provided for such regasification charges under the head miscellaneous expenses in Note-29.1.

NOTES TO STANDALONE FINANCIAL STATEMENTS**NOTE - 49: ADDITIONAL REGULATORY INFORMATION AS PER SCHEDULE III OF COMPANIES ACT 2013 (Contd..)**

- 5 During certain periods of Financial Year 2019-20, retail selling prices of domestic LPG cylinders were lower than desired rates, resulting in reduced sales realisation. This difference in realisation relating to DBTL customers amounting to ₹305.40 crore was claimed from Government of India, along with subsidy under PAHAL (DBTL) Scheme 2014. As the claim has not yet been approved, the company has derecognised the same during Financial Year 2022-23 and shown under "Net Loss on de-recognition of Financial Assets at Amortised Cost.
- 6 Purchase of crude oil from Panna Mukta and some other small oilfields has been accounted for provisionally pending finalisation of agreements with respective parties. The management estimates that no significant adjustments will arise upon finalisation of these agreements.
- 7 There are no other significant subsequent events that would require adjustments or disclosures in the Financial Statements as at Balance Sheet date, other than those disclosed above.
- 8 Previous year's comparative figures have been regrouped wherever necessary. Figures in brackets indicate deductions/losses.

For and on Behalf of Board of Directors

Sd/-
(S. M. Vaidya)
Chairman
DIN- 06995642

Sd/-
(V Satish Kumar)
Director (Marketing)
DIN- 09322002

Sd/-
(Sanjay Kaushal)
Chief Financial Officer

Sd/-
(Kamal Kumar Gwalani)
Company Secretary
ACS-13737

As per our attached Report of even date

For G.S.MATHUR & CO.
Chartered Accountants
(Firm Regn. No. 008744N)

For K C MEHTA & CO LLP
Chartered Accountants
(Firm Regn. No.
106237W / W100829)

For SINGHI & CO.
Chartered Accountants
(Firm Regn. No. 302049E)

For S R B & ASSOCIATES
Chartered Accountants
(Firm Regn. No. 310009E)

Sd/-
(Rajiv Kumar Wadhawan)
Partner
M.No. 091007

Sd/-
(Vishal P Doshi)
Partner
M.No. 101533

Sd/-
(Pradeep Kumar Singhi)
Partner
M. No. 050773

Sd/-
(Rajib Sekhar Sahoo)
Partner
M. No. 053960

Place: New Delhi

Dated: 16th May 2023

INCOME AND EXPENDITURE ACCOUNT FOR THE YEAR ENDED 31st MARCH, 2023

ON PROVISION OF TOWNSHIP, EDUCATION, MEDICAL AND OTHER FACILITIES

Particulars	(₹ in crore)	
	2022-23	2021-22
Income :		
1. Recovery of House Rent	16.68	17.80
2. Recovery of Utilities-Power and Water	4.46	4.37
3. Recovery of Transport Charges	0.06	0.08
4. Other Recoveries	7.71	7.31
5. Excess of Expenditure over Income	761.77	715.17
Total :	790.68	744.72
Expenditure :		
1. Employee Benefit Expenses	170.37	151.84
2. Consumable Stores and Medicines	103.23	100.51
3. Repairs and Maintenance	161.22	156.05
4. Finance Cost	33.08	29.48
5. Depreciation & Amortization	39.83	39.80
6. Miscellaneous Expenses	71.14	67.47
7. Utilities-Power, Water and Gas	151.03	144.06
8. Rent	1.27	2.40
9. Subsidies for Social & Cultural Activities	46.66	38.99
10. Bus Hire Charges	0.50	-
11. Club and Recreation	0.01	-
12. Others	12.34	14.14
Total:	790.68	744.72

SCHEDULE OF PROPERTY, PLANT AND EQUIPMENT (TOWNSHIP) FOR THE YEAR ENDED 31.03.2023

Particulars	(₹ in crore)								
	Gross Block as at 01.04.2022	Additions during the year	Transfers from Capital work-in-progress	Disposals/ Deductions/ Transfers/ Reclassifications	Gross Block as at 31.03.2023	Depreciation & Amortization during the year	Depreciation & Amortization As at 31.03.2023	Net Block As at	
								31.03.2023	31.03.2022
Land Freehold	138.49	2.66	-	-	141.15	-	-	141.15	138.49
Land-Leasehold	17.44	0.23	-	-	17.67	0.77	2.61	15.06	15.60
Buildings, Roads Etc	1,028.67	8.24	27.70	(3.51)	1,061.10	28.21	261.84	799.26	794.73
Plant & Equipment	78.48	3.26	0.56	(2.81)	79.49	4.98	31.26	48.23	52.20
Office Equipments	31.37	3.09	1.30	(1.91)	33.85	4.15	25.28	8.57	9.81
Furniture & Fixtures	18.20	1.49	0.84	(0.11)	20.42	1.70	11.74	8.68	8.13
Drainage, Sewage & Water Supply Systems	0.92	-	-	-	0.92	0.02	0.14	0.78	0.80
Transport Equipment	1.44	-	-	(0.05)	1.39	-	0.88	0.51	0.56
Grand Total :	1,315.01	18.97	30.40	(8.39)	1,355.99	39.83	333.75	1,022.24	1,020.32
Previous Year :	1,288.15	9.80	39.08	(22.02)	1,315.01	39.80	294.69	1,020.32	



IndianOil

Auron ke liye sirf business hai,
hamare liye duty!



n Duty,
Always!

IndianOil

Hamesha Open!



G. S. MATHUR & CO.

Chartered Accountants
A-160, Ground Floor
Defence Colony,
New Delhi - 110024

K C MEHTA & CO LLP

Chartered Accountants
Meghdhanush,
Race Course Circle,
Vadodara - 390007

SINGHI & CO.

Chartered Accountants
161, Sarat Bose Road,
West Bengal,
Kolkata - 700026

S R B & ASSOCIATES

Chartered Accountants
A 3/7, Gillander House
8, N.S. Road,
Kolkata - 700001

INDEPENDENT AUDITORS' REPORT

To

The Members of Indian Oil Corporation Limited

Report on the audit of the Consolidated Financial Statements

Opinion

We have audited the accompanying consolidated financial statements of Indian Oil Corporation Limited (hereinafter referred to as "the Holding Company") and its Subsidiaries (collectively referred to as "the Group"), its Joint Ventures and Associates, which comprise of the Consolidated Balance Sheet as at March 31, 2023, the Consolidated Statement of Profit and Loss including Other Comprehensive Income, the Consolidated Statement of Changes in Equity and the Consolidated Statement of Cash Flows for the year ended on that date, and notes to the consolidated financial statements including, a summary of the significant accounting policies and other explanatory information (hereinafter referred to as "the consolidated financial statements").

In our opinion and to the best of our information and according to the explanations given to us, and based on the consideration of reports of other auditors on separate financial statements and on the other financial information of the subsidiaries, joint ventures and associates as referred to in the "Other Matter" Paragraphs 2 and 3, the aforesaid consolidated financial statements give the information required by the Companies Act, 2013 (the "Act") in the manner so required and give a true and fair view in conformity with Indian Accounting Standards specified under section 133 of the Act read with the Companies (Indian Accounting Standards) Rules 2015, as amended and other accounting principles generally accepted in India, of the consolidated state of affairs of the Group, its Joint Ventures and Associates as at March 31, 2023, and its consolidated profit including other comprehensive income, consolidated changes in equity and its cash flows for the year ended on that date.

Basis for opinion

We conducted our audit of the consolidated financial statements in accordance with the Standards on Auditing (SAs) specified under section 143(10) of the Act. Our responsibilities under those Standards are further described in the Auditors' Responsibilities for the Audit of the consolidated financial statements section of our report. We are independent of the Group, its Joint Ventures and Associates in accordance with the Code of Ethics issued by the Institute of Chartered Accountants of India (ICAI), together with the ethical requirements that are relevant to our audit of the consolidated financial statements under the provisions of the Act and the Rules made there under, and we have fulfilled our other ethical responsibilities in accordance with these requirements and the ICAI's Code of Ethics.

We believe that the audit evidence we have obtained, and the audit evidence obtained by the other auditors in terms of their reports referred into paragraphs 2 and 3 of the Other Matters paragraphs below, is sufficient and appropriate to provide a basis for our audit opinion on the consolidated financial statements.

Key audit matters

Key audit matters are those matters that, in our professional judgment, were of most significance in our audit of the consolidated financial statements of the current year. These matters were addressed in the context of our audit of the consolidated financial statements as a whole, and in forming our opinion thereon, and we do not provide a separate opinion on these matters. We have determined the matters described below to be the key audit matters to be communicated in our report:

Key Audit Matters

Property, Plant & Equipment and Intangible Assets

There are areas where management judgement impacts the carrying value of property, plant and equipment, intangible assets and their respective depreciation/amortisation rates. These include the decision to capitalise or expense costs; the annual asset life review; the timeliness of the capitalisation of assets and the use of management assumptions and estimates for the determination or the measurement and recognition criteria for assets retired from active use. Due to the materiality in the context of the Balance Sheet of the Company and the level of judgement and estimates required, we consider this to be as area of significance.

Auditors' response to Key Audit Matters

We assessed the controls in place over the fixed asset cycle, evaluated the appropriateness of capitalisation process, performed tests of details on costs capitalised, the timeliness of the capitalisation of the assets and the de-recognition criteria for assets retired from active use.

In performing these procedures, we reviewed the judgements made by management including the nature of underlying costs capitalised; determination of realizable value of the assets retired from active use; the appropriateness of assets lives applied in the calculation of depreciation; the useful lives of assets prescribed in Schedule II to the Act and the useful lives of certain assets as per the technical assessment of the management. We observed that the management has regularly reviewed the aforesaid judgements and there are no material changes.

Key Audit Matters**Provision for Direct Taxes**

The Company has uncertain direct tax positions including matters under dispute which involves significant judgment relating to the possible outcome of these disputes in estimation of the provision for income tax. Because of the judgement required, this area is considered as a key audit matter.

Provisions and Contingent Liabilities

The Company is involved in various taxes and other disputes for which final outcome cannot be easily predicted and which could potentially result in significant liabilities. The assessment of the risks associated with the litigations is based on complex assumptions, which require the use of judgement and such judgement relates, primarily, to the assessment of the uncertainties connected to the prediction of the outcome of the proceedings and to the adequacy of the disclosures in the standalone financial statements. Because of the judgement required, the materiality of such litigations and the complexity of the assessment process, this area is considered as a key audit matter

Investments in Subsidiaries, Joint Ventures and Associates

Investments in subsidiaries, joint ventures and associates which are valued at cost have been adjusted for impairment losses in line with "Ind AS 36 Impairment of assets". In case there is an indication of possible impairment, the Company carries out an impairment test by comparing the recoverable amount of the investments determined according to the value in use method and their carrying amount. The valuation process adopted by management is complex and is based on a series of assumptions, such as the forecast cash flows, the appropriate discounting rate and the growth rate. These assumptions are, by nature, influenced by future expectations regarding the evolution of external market.

Since judgement of the management is required to determine whether there is indication of possible impairment and considering the subjectivity of the estimates relating to the determination of the cash flows and the key assumptions of the impairment test, the area is considered as a key audit matter.

Auditors' response to Key Audit Matters

Our audit procedures involved assessment of the management's underlying assumptions in estimating the tax provision and the possible outcome of the disputes taking into account the legal precedence, jurisprudence and other rulings in evaluating management's position on these uncertain direct tax positions. We have also assessed the disclosures made by the company in this regard in consolidated financial statements.

Our audit procedures in response to this Key Audit Matter included, among others,

- Assessment of the process and relevant controls implemented to identify legal and tax litigations and pending administrative proceedings.
- Assessment of assumptions used in the evaluation of potential legal and tax risks performed by the legal and tax department of the Company considering the legal precedence and other rulings in similar cases.
- Inquiry with the legal and tax departments regarding the status of the most significant disputes and inspection of the key relevant documentation.
- Analysis of opinion received from the experts wherever available.
- Review of the adequacy of the disclosures in the notes to the consolidated financial statements.

With reference to this key audit matter, we considered the following:

- Book value of the investments in subsidiaries, joint venture and associates as compared to the carrying amount.
- Market capitalization in case of listed entities in which investments have been made.
- Some of the entities are still in the construction stage and have not begun commercial operations.

Based on the information and explanations obtained as above, we concluded that the Management's judgement regarding indication of impairment in certain investments during the year is appropriate. Where there is indication of impairment, we examined the approach taken by management to determine the value of the investments, analysed the methods and assumptions applied by management to carry out the impairment test and the reports obtained from the experts in valuation.

The following audit procedures were adopted:

- identification and understanding of the significant controls implemented by the Company over the impairment testing process; analysis of the reasonableness of the principal assumptions made to estimate their cash flows and obtaining other information from management that we deemed to be significant.
- analysis of actual data of the year and previous years in comparison with the original plan, in order to assess the nature of variances and the reliability of the planning process.
- assessment of the reasonableness of the discount rate and growth rate.
- Verification of the mathematical accuracy of the model used to determine the value in use of the investments.

We also examined the adequacy of the information provided by the Company about the impairment test and its consistency with the requirements of Ind AS 36.

Information Other than the Consolidated Financial Statements and Auditors' Report Thereon

The Holding Company's Board of Directors is responsible for the preparation of the other information. The other information comprises the information included in the Financial Performance highlights, Board's Report including Annexures to Board's Report, Management Discussions and Analysis, Business Responsibility and Sustainability Report, Report on Corporate Governance, Shareholders Information and other information in Integrated Annual Report but does not include the consolidated financial statements and our auditors' report thereon.

Our opinion on the consolidated financial statements does not cover the other information and we will not express any form of assurance conclusion thereon.

In connection with our audit of the consolidated financial statements, our responsibility is to read the other information and identified above when it becomes available, and in doing so, consider whether the other information is materially inconsistent with the consolidated financial statements, or our knowledge obtained in the auditor otherwise appears to be materially misstated. If, based on the work we have performed, we conclude that there is a material misstatement of this other information, we are required to report that fact.

If, based on the work we have performed, and report of the other auditors as furnished to us (refer paragraphs 2 and 3 of other matter para below), we conclude that there is a material misstatement of this other information, we are required to report that fact. We have nothing to report in this regard.

When we read the remaining other information, which we will obtain after the date of auditors' report and if we conclude that there is material misstatement therein, we are required to communicate the matter to those charged with governance.

Responsibilities of Management and Those Charged with Governance for the Consolidated Financial Statements

The Holding Company's Board of Directors is responsible for the preparation and presentation of these consolidated financial statements in term of the requirements of the Act that give a true and fair view of the consolidated financial position, consolidated financial performance, total comprehensive income, consolidated Statement of Changes in Equity and consolidated Statement of Cash Flows of the Group, its Joint Ventures and Associates in accordance with the accounting principles generally accepted in India, including the Indian Accounting Standards specified under section 133 of the Act.

The respective Board of Directors of the companies included in the Group, of its Joint Ventures and Associates are responsible for maintenance of adequate accounting records in accordance with the provisions of the Act for safeguarding the assets of the Group, its Joint Ventures and Associates for preventing and detecting frauds and other irregularities; selection and application of appropriate accounting policies; making judgments and estimates that are reasonable and prudent; and the design, implementation and maintenance of adequate internal financial controls, that were operating effectively for ensuring accuracy and completeness of the accounting records, relevant to the preparation and presentation of the consolidated financial statements that give a true and fair view and are free from material misstatement, whether due to fraud or error, which have been used for the purpose of preparation of the consolidated financial statements by the Directors of the Holding Company, as aforesaid.

In preparing the consolidated financial statements, the respective Board of Directors of the companies included in the Group, its Joint Ventures and Associates are responsible for assessing the ability of the Group, its Joint Ventures and Associates to continue as a going concern, disclosing, as applicable, matters related to going concern and using the going concern basis of accounting unless management either intends to liquidate the Group or to cease operations, or has no realistic alternative but to do so.

The respective Board of Directors of the companies included in the Group, its Joint Ventures, and Associates, are responsible for overseeing the financial reporting process of the Group, its Joint Ventures and Associates.

Auditors' Responsibilities for the Audit of the Consolidated Financial Statements

Our objectives are to obtain reasonable assurance about whether the consolidated financial statements as a whole are free from material misstatement, whether due to fraud or error, and to issue an auditors' report that includes our opinion. Reasonable assurance is a high level of assurance but is not a guarantee that an audit conducted in accordance with SAs will always detect a material misstatement when it exists. Misstatements can arise from fraud or error and are considered material if, individually or in the aggregate, they could reasonably be expected to influence the economic decisions of users taken on the basis of these consolidated financial statements.

As part of an audit in accordance with SAs, we exercise professional judgment and maintain professional skepticism throughout the audit. We also:

- Identify and assess the risks of material misstatement of the consolidated financial statements, whether due to fraud or error, design and perform audit procedures responsive to those risks, and obtain audit evidence that is sufficient and appropriate to provide a basis for our opinion. The risk of not detecting a material misstatement resulting from fraud is higher than for one resulting from error, as fraud may involve collusion, forgery, intentional omissions, misrepresentations, or the override of internal control.

- Obtain an understanding of internal financial controls relevant to the audit in order to design audit procedures that are appropriate in the circumstances. Under section 143(3)(i) of the Act, we are also responsible for expressing our opinion on whether the Group, its Joint Ventures and Associates which are companies incorporated in India, has adequate internal financial controls with reference to financial statements in place and the operating effectiveness of such controls.
- Evaluate the appropriateness of accounting policies used and the reasonableness of accounting estimates and related disclosures made by management.
- Conclude on the appropriateness of management's use of the going concern basis of accounting and, based on the audit evidence obtained, whether a material uncertainty exists related to events or conditions that may cast significant doubt on the ability of the Group, its Joint Ventures, and Associates to continue as a going concern. If we conclude that a material uncertainty exists, we are required to draw attention in our auditors' report to the related disclosures in the consolidated financial statements or, if such disclosures are inadequate, to modify our opinion. Our conclusions are based on the audit evidence obtained up to the date of our auditors' report. However, future events or conditions may cause the Group, its Joint Ventures and Associates controlled entities to cease to continue as a going concern.
- Evaluate the overall presentation, structure, and content of the consolidated financial statements, including the disclosures, and whether the consolidated financial statements represent the underlying transactions and events in a manner that achieves fair presentation.
- Obtain sufficient appropriate audit evidence regarding the financial information of the entities or business activities within the Group, its Joint Ventures, and Associates to express an opinion on the consolidated financial statements. We are responsible for the direction, supervision, and performance of the audit of the financial statements of such entities included in the consolidated financial statements of which we are the independent auditors. For the other entities included in the consolidated financial statements, which have been audited by other auditors, such other auditors remain responsible for the direction, supervision and performance of the audits carried out by them. We remain solely responsible for our audit opinion.

We communicate with those charged with governance of the Holding Company and such other entities included in the consolidated financial statements of which we are the independent auditors regarding, among other matters, the planned scope and timing of the audit and significant audit findings, including any significant deficiencies in internal control that we identify during our audit.

We also provide those charged with governance with a statement that we have complied with relevant ethical requirements regarding independence, and to communicate with them all relationships and other matters that may reasonably be thought to bear on our independence, and where applicable, related safeguards.

From the matters communicated with those charged with governance, we determine those matters that were of most significance in the audit of the consolidated financial statements of the current period and are therefore the key audit matters. We describe these matters in our Auditors' Report unless law or regulation precludes public disclosure about the matter or when, in extremely rare circumstances, we determine that a matter should not be communicated in our report because the adverse consequences of doing so would reasonably be expected to outweigh the public interest benefits of such communication.

Other Matters

1. The consolidated financial statements include the Holding Company's proportionate share (relating to Jointly controlled operations of E&P activities) in assets ₹ 764.51 crore and liabilities ₹ 171.49 crore as at March 31, 2023 and total income of ₹ 274.07 crore and profit before tax of ₹ 170.50 crore for the year ended on that date and in items of the statement of cash flow and related disclosures contained in the enclosed financial statements. Our observations thereon are based on unaudited statements from the operators to the extent available with the Company in respect of 24 Blocks (out of which 12 Blocks are relinquished) and have been certified by the management. Our opinion in respect thereof is solely based on the management certified information. According to the information and explanations given to us by the Company's management, these are not material to the Company.
2. We did not audit the financial statements of 8 subsidiaries included in the consolidated financial statements, whose financial statements reflect total assets of ₹ 38,614.17 crore as at March 31, 2023, total income of ₹ 1,03,338.82 crore and net cash inflows amounting to ₹ 166.36 crore for the year ended on that date, as considered in the consolidated financial statements. The consolidated financial statements also include the Group's share of net profit of ₹ 678.80 crore for the year ended March 31, 2023, as considered in the consolidated financial statements, in respect of 18 joint ventures and 3 associates, whose financial statements / financial information have not been audited by us. These financial statements have been audited by other auditors whose reports have been furnished to us by the Management and our opinion on the consolidated financial statements, in so far as it relates to the amounts and disclosures included in respect of these subsidiaries, joint ventures and associates, and our report in terms of sub-sections (3) and (11) of Section 143 of the Act, in so far as it relates to the aforesaid subsidiaries, joint ventures and associates, is based solely on the reports of the other auditors.

3. The consolidated financial statements also include the Group's share of net loss of ₹ 26.04 crore for the year ended March 31, 2023, as considered in the consolidated financial statements, in respect of 4 joint ventures, whose financial statements / financial information have not been audited by us. These financial statements / financial information are unaudited and have been furnished to us by the Management and our opinion on the consolidated financial statements, in so far as it relates to the amounts and disclosures included in respect of these joint ventures and our report in terms of sub-sections (3) and (11) of Section 143 of the Act in so far as it relates to the aforesaid joint ventures, is based solely on such unaudited financial statements / financial information. In our opinion and according to the information and explanations given to us by the Management, this financial statements / financial information is not material to the Group.
4. Certain of these subsidiaries and joint ventures are located outside India whose financial statements and other financial information have been prepared in accordance with accounting principles generally accepted in their respective countries and which have been audited by other auditors under generally accepted auditing standards applicable in their respective countries. The Company's management has converted the financial statements of such subsidiaries and joint ventures and associates located outside India from the accounting principles generally accepted in their respective countries to accounting principles generally accepted in India. These converted financial statements have been certified by Chartered Accountants in India appointed by the Company for the specific purpose and have been relied upon by us. Our opinion in so far as it relates to the balances and affairs of such subsidiaries and joint ventures and associates located outside India is based on the reports of other Chartered Accountants as mentioned above.

Our opinion on the consolidated financial statements is not modified in respect of the above matters.

Report on Other Legal and Regulatory Requirements

1. As required by Section 143(3) of the Act, based on our audit and on the consideration of reports of other auditors on separate financial statements and on the other financial information of subsidiaries, joint ventures and associates, as noted in "Other Matters" paragraph above, we report, to the extent applicable, that:
 - a) We have sought and obtained all the information and explanations which to the best of our knowledge and belief were necessary for the purposes of our audit of the aforesaid consolidated financial statements.
 - b) In our opinion, proper books of account as required by law relating to preparation of the aforesaid consolidated financial statements have been kept so far as it appears from our examination of those books and the reports of the other auditors/ chartered accountants.
 - c) The Consolidated Balance Sheet, the Consolidated Statement of Profit and Loss (including Other Comprehensive Income), Consolidated Statement of Changes in Equity and the Consolidated Statement of Cash Flows dealt with by this Report are in agreement with the relevant books of account maintained for the purpose of preparation of the consolidated financial statements.
 - d) In our opinion, the aforesaid consolidated financial statements comply with the Indian Accounting Standards specified under Section 133 of the Act.
 - e) On the basis of the reports of the statutory auditors of subsidiaries and joint ventures and associates incorporated in India, none of the directors of joint ventures and associates incorporated in India is disqualified as on March 31, 2023 from being appointed as a director in terms of Section 164 (2) of the Act. We are informed that the provisions of Section 164(2) of the Act are not applicable to the Holding Company and its subsidiary companies incorporated in India being Government companies in terms of notification no. G.S.R.463(E) dated 5th June 2015 issued by Ministry of Corporate Affairs.
 - f) With respect to the adequacy of the internal financial controls with reference to financial statements of the Holding Company, its subsidiary companies, joint ventures, and associates incorporated in India and the operating effectiveness of such controls, refer to our separate report in "Annexure 1".
 - g) With respect to the other matters to be included in the Auditors' Report in accordance with the requirements of section 197(16) of the Act, as amended:

We are informed that the provisions of section 197 read with Schedule V of the Act, relating to managerial remuneration are not applicable to the Holding Company and its subsidiaries incorporated in India, being Government Companies in terms of Ministry of Corporate Affairs Notification no G.S.R. 463(E) dated 5th June, 2015. On the basis of the reports of the statutory auditors of the Joint Ventures and Associates incorporated in India, the remuneration paid by the Joint Ventures and Associates to its directors during the current year is in accordance with the Section 197 of the Act and the remuneration paid to any director is not in excess of the limit laid down under Section 197 of the Act.
 - h) With respect to the other matters to be included in the Auditors' Report in accordance with Rule 11 of the Companies (Audit and Auditors) Rules, 2014, in our opinion and to the best of our information and according to the explanations given to us and based on the consideration of the report of the other auditors on the financial statements of the subsidiary companies, joint ventures and associates and management certified financial statements, as noted in other matter paragraph:

- i. The consolidated financial statements disclosed the impact of pending litigations on the consolidated financial position of the Group, its joint ventures, and associates (Refer Note 33 B and 37 B to the consolidated financial statements).
 - ii. Provision has been made in the consolidated financial statements, as required under the applicable law or Indian Accounting Standards, for material foreseeable losses, if any, on long term contracts including derivative contracts. Refer Note 18 to the consolidated financial statements.
 - iii. There has been no delay in transferring amounts, required to be transferred, to the Investor Education and Protection Fund by the Holding Company, its subsidiary companies, joint ventures and associates incorporated in India, during the year ended March 31, 2023.
 - iv. (a) The respective Managements of the Company and its subsidiaries which are companies incorporated in India, whose financial statements have been audited under the Act, have represented to us that, to the best of their knowledge and belief, no funds (which are material either individually or in the aggregate) have been advanced or loaned or invested (either from borrowed funds or share premium or any other sources or kind of funds) by the Company or any of such subsidiaries to or in any other person or entity, including foreign entity ("Intermediaries"), with the understanding, whether recorded in writing or otherwise, that the Intermediary shall, directly or indirectly lend or invest in other persons or entities identified in any manner whatsoever by or on behalf of the Company or any of such subsidiaries ("Ultimate Beneficiaries") or provide any guarantee, security or the like on behalf of the Ultimate Beneficiaries.
 - (b) The respective Managements of the Company and its subsidiaries which are companies incorporated in India, whose financial statements have been audited under the Act, have represented to us that, to the best of their knowledge and belief, no funds (which are material either individually or in the aggregate) have been received by the Company or any of such subsidiaries from any person or entity, including foreign entity ("Funding Parties"), with the understanding, whether recorded in writing or otherwise, that the Company or any of such subsidiaries shall, directly or indirectly, lend or invest in other persons or entities identified in any manner whatsoever by or on behalf of the Funding Party ("Ultimate Beneficiaries") or provide any guarantee, security or the like on behalf of the Ultimate Beneficiaries.
 - (c) Based on the audit procedures that have been considered reasonable and appropriate in the circumstances, nothing has come to our notice that has caused us to believe that the representations under sub-clause (i) and (ii) of Rule 11(e), as provided under (a) and (b) above, contain any material misstatement
 - v. As stated in Note 31 to the Consolidated financial statements:
 - a) The final dividend paid by the Company during the year in respect of the same declared for the previous year is in accordance with section 123 of the Companies Act 2013 to the extent it applies to payment of dividend.
 - b) The Board of Directors of the Company has proposed final dividend for the year which is subject to the approval of the members at the ensuing Annual General Meeting. The dividend declared is in accordance with section 123 of the Act to the extent it applies to declaration of dividend.
 - vi. Proviso to Rule 3(1) of the Companies (Accounts) Rules, 2014 for maintaining books of account using accounting software which has a feature of recording audit trail (edit log) facility is applicable to the Holding Company, its subsidiary companies, joint ventures, and associates incorporated in India from Financial Year beginning April 1, 2023 and accordingly, reporting under Rule 11(g) of Companies (Audit and Auditors) Rules, 2014 is not applicable for the financial year 2022-23.
2. According to the information and explanations given to us, there are no qualifications or adverse remarks by the respective auditors in the Companies (Auditor's Report) Order 2020 (CARO) reports of the companies included in the consolidated financial statements.

For G. S. MATHUR & CO.
Chartered Accountants
Firm Regn. No. 008744N

For K C MEHTA & CO LLP
Chartered Accountants
Firm Regn. No. 106237W/W100829

For SINGHI & CO.
Chartered Accountants
Firm Regn. No. 302049E

For S R B & ASSOCIATES
Chartered Accountants
Firm Regn. No. 310009E

Sd/-
(Rajiv Kumar Wadhawan)
Partner
M. No. 091007
UDIN: 23091007BGQDGI9694

Sd/-
(Vishal P Doshi)
Partner
M. No. 101533
UDIN: 23101533BGSTCN9809

Sd/-
(Pradeep Kumar Singhi)
Partner
M. No. 050773
UDIN: 23050773BGZEUP7379

Sd/-
(Rajib Sekhar Sahoo)
Partner
M. No. 053960
UDIN: 23053960BGQFKC1821

Place: New Delhi

Date: 16th May 2023

Annexure 1 to the Independent Auditors' Report

On the Consolidated Financial Statements of even date to the Members of Indian Oil Corporation Limited for the year ended March 31, 2023

(Referred to in paragraph 1 (f) under 'Report on Other Legal and Regulatory Requirements')

Report on the Internal Financial Controls with reference to Financial Statements under Clause (i) of Sub-section 3 of Section 143 of the Companies Act, 2013 ("the Act")

In conjunction with our audit of the consolidated financial statements of the Company as of and for the year ended March 31, 2023, we have audited the internal financial controls with reference to financial statements of Indian Oil Corporation Limited (hereinafter referred to as "Holding Company") and its subsidiary companies (collectively referred to as "the Group") joint ventures and associates, which are companies incorporated in India, as of that date.

Management's Responsibility for Internal Financial Controls

The respective Board of Directors of the Holding Company, its subsidiary companies, joint ventures and associates which are companies incorporated in India, are responsible for establishing and maintaining internal financial controls based on the internal control with reference to financial statements criteria established by the Holding Company, its subsidiaries, joint ventures and associates which are companies incorporated in India, considering the essential components of internal control stated in the Guidance Note on Audit of Internal Financial Controls Over Financial Reporting issued by the Institute of Chartered Accountants of India ("the ICAI"). These responsibilities include the design, implementation and maintenance of adequate internal financial controls that were operating effectively for ensuring the orderly and efficient conduct of its business, including adherence to the respective company's policies, the safeguarding of its assets, the prevention and detection of frauds and errors, the accuracy and completeness of the accounting records, and the timely preparation of reliable financial information, as required under the Act.

Auditors' Responsibility

Our responsibility is to express an opinion on the internal financial controls with reference to financial statements of the Holding Company, its subsidiary companies, joint ventures, and associates which are companies incorporated in India, based on our audit. We conducted our audit in accordance with the Guidance Note on Audit of Internal Financial Controls Over Financial Reporting (the "Guidance Note") issued by the Institute of Chartered Accountants of India and the Standards on Auditing, prescribed under Section 143(10) of the Act, to the extent applicable to an audit of internal financial controls both issued by the ICAI. Those Standards and the Guidance Note require that we comply with ethical requirements and plan and perform the audit to obtain reasonable assurance about whether adequate internal financial controls with reference to financial statements was established and maintained and if such controls operated effectively in all material respects.

Our audit involves performing procedures to obtain audit evidence about the adequacy of the internal financial controls with reference to financial statements and their operating effectiveness. Our audit of internal financial controls with reference to financial statements included obtaining an understanding of internal financial controls with reference to financial statements, assessing the risk that a material weakness exists, and testing and evaluating the design and operating effectiveness of internal control based on the assessed risk. The procedures selected depend on the auditors' judgement, including the assessment of the risks of material misstatement of the financial statements, whether due to fraud or error.

We believe that the audit evidence we have obtained, and audit evidence obtained by other auditors in term of their reports is sufficient and appropriate to provide a basis for our audit opinion on the internal financial controls with reference to financial statements of the Holding Company, its subsidiaries, its joint ventures and associates, which are companies incorporated in India.

Meaning of Internal Financial Controls with reference to financial statements

A company's internal financial control with reference to financial statements is a process designed to provide reasonable assurance regarding the reliability of financial reporting and the preparation of financial statements for external purposes in accordance with generally accepted accounting principles. A company's internal financial control with reference to financial statement includes those policies and procedures that (1) pertain to the maintenance of records that, in reasonable detail, accurately and fairly reflect the transactions and dispositions of the assets of the company; (2) provide reasonable assurance that transactions are recorded as necessary to permit preparation of financial statements in accordance with generally accepted accounting principles, and that receipts and expenditures of the company are being made only in accordance with authorisations of management and directors of the company; and (3) provide reasonable assurance regarding prevention or timely detection of unauthorised acquisition, use, or disposition of the company's assets that could have a material effect on the financial statements.

Inherent Limitations of Internal Financial Controls with reference to financial statements

Because of the inherent limitations of internal financial controls with reference to financial statements, including the possibility of collusion or improper management override of controls, material misstatements due to error or fraud may occur and not be detected. Also, projections of any evaluation of the internal financial controls with reference to financial statements to future periods are subject to the risk that the internal financial control with reference to financial statements may become inadequate because of changes in conditions, or that the degree of compliance with the policies or procedures may deteriorate.

Opinion

In our opinion the Holding Company, its subsidiary companies, joint ventures and associates which are incorporated in India, have, in all material respects, an adequate internal financial controls with reference to financial statements reporting and such internal financial controls with reference to financial statements were operating effectively as at March 31, 2023, based on the internal control over financial reporting criteria established by the Group considering the essential components of internal control stated in the Guidance Note on Audit of Internal Financial Controls Over Financial Reporting issued by the Institute of Chartered Accountants of India.

Other Matter

Our aforesaid reports under section 143(3) of the Act on the adequacy and operating effectiveness of the internal financial control with reference to financial statements insofar as it relates to 1 subsidiary, 20 joint ventures and associates which are companies incorporated in India, is based on the corresponding standalone/consolidated reports of the auditors, as applicable, of such companies incorporated in India.

For G. S. MATHUR & CO.
Chartered Accountants
Firm Regn. No. 008744N

For K C MEHTA & CO LLP
Chartered Accountants
Firm Regn. No. 106237W/W100829

For SINGHI & CO.
Chartered Accountants
Firm Regn. No. 302049E

For S R B & ASSOCIATES
Chartered Accountants
Firm Regn. No. 310009E

Sd/-
(Rajiv Kumar Wadhawan)
Partner
M. No. 091007
UDIN: 23091007BGQDGI9694

Sd/-
(Vishal P Doshi)
Partner
M. No. 101533
UDIN: 23101533BGSTCN9809

Sd/-
(Pradeep Kumar Singhi)
Partner
M. No. 050773
UDIN: 23050773BGZEUP7379

Sd/-
(Rajib Sekhar Sahoo)
Partner
M. No. 053960
UDIN: 23053960BGQFKC1821

Place: New Delhi

Date: 16th May 2023

CONSOLIDATED FINANCIAL STATEMENTS

BALANCE SHEET AS AT MARCH 31, 2023

(₹ in crore)

Particulars	Note No.	March 31, 2023	March 31, 2022
ASSETS			
Non-current Assets			
a) Property, Plant and Equipment	2	176,532.05	157,194.98
b) Capital Work-in-Progress	2.1	47,550.08	44,049.82
c) Goodwill - On Consolidation		1.04	1.04
d) Intangible Assets	3	3,514.48	3,318.33
e) Intangible Assets Under Development	3.1	3,583.39	3,419.45
f) Equity Investment in Joint Ventures and Associates	4	18,038.31	16,335.00
g) Financial Assets			
i) Investments (Other than Investment in Joint Ventures and Associates)	4	23,715.61	28,003.76
ii) Loans	5	2,285.11	2,292.96
iii) Other Financial Assets	6	1,748.36	2,639.28
h) Income Tax Assets (Net)	7	1,857.22	2,819.51
i) Other Non-Current Assets	8	4,070.95	3,690.03
		282,896.60	263,764.16
Current Assets			
a) Inventories	9	121,107.58	111,736.51
b) Financial Assets			
i) Investments	4	10,436.54	8,013.20
ii) Trade Receivables	10	16,271.21	18,700.42
iii) Cash and Cash Equivalents	11	996.35	1,176.59
iv) Bank Balances other than above	12	1,100.29	643.55
v) Loans	5	379.73	450.92
vi) Other Financial Assets	6	2,660.79	1,537.72
c) Other Current Assets	8	4,929.57	3,813.53
		157,882.06	146,072.44
Assets Held for Sale	13	983.43	788.25
		158,865.49	146,860.69
Total Assets		441,762.09	410,624.85
EQUITY AND LIABILITIES			
Equity			
a) Equity Share Capital	14	13,771.56	9,181.04
b) Other Equity	15	125,948.68	124,354.14
c) Non Controlling Interest		3,494.10	1,591.47
		143,214.34	135,126.65
Liabilities			
Non-current Liabilities			
a) Financial Liabilities			
i) Borrowings	16	63,312.94	55,944.54
ii) Lease Liabilities		6,476.91	6,363.62
iii) Other Financial Liabilities	17	194.81	205.11
b) Provisions	18	1,396.44	1,585.35
c) Deferred Tax Liabilities (Net)	19	16,800.42	15,354.37
d) Other Non-Current Liabilities	20	3,707.90	3,180.59
		91,889.42	82,633.58

CONSOLIDATED FINANCIAL STATEMENTS

BALANCE SHEET AS AT MARCH 31, 2023

(₹ in crore)

Particulars	Note No.	March 31, 2023	March 31, 2022
Current Liabilities			
a) Financial Liabilities			
i) Borrowings	21	76,801.88	67,605.56
ii) Lease Liabilities		2,385.35	2,105.87
iii) Trade Payables	22		
A. Total outstanding dues of Micro and Small Enterprises		1,024.97	806.63
B. Total outstanding dues of creditors other than Micro and Small Enterprises		53,709.13	48,255.22
iv) Other Financial Liabilities	17	45,400.86	44,730.46
b) Other Current Liabilities	20	17,150.58	18,966.68
c) Provisions	18	10,156.28	9,749.83
d) Current Tax Liabilities (Net)	7	18.22	619.31
		206,647.27	192,839.56
Liabilities directly associated with the Assets Held for Sale	13	11.06	25.06
		206,658.33	192,864.62
Total Equity and Liabilities		441,762.09	410,624.85
Significant Accounting Policies, Estimates & Judgements	1A & 1B		
Accompanying Notes to Financial Statements	2 - 49		

For and on Behalf of Board of Directors

Sd/-
(S. M. Vaidya)
Chairman
DIN- 06995642

Sd/-
(V Satish Kumar)
Director (Marketing)
DIN- 09322002

Sd/-
(Sanjay Kaushal)
Chief Financial Officer

Sd/-
(Kamal Kumar Gwalani)
Company Secretary
ACS-13737

As per our attached Report of even date

For G.S.MATHUR & CO.
Chartered Accountants
(Firm Regn. No. 008744N)

For K C MEHTA & CO LLP
Chartered Accountants
(Firm Regn. No.
106237W / W100829)

For SINGHI & CO.
Chartered Accountants
(Firm Regn. No. 302049E)

For S R B & ASSOCIATES
Chartered Accountants
(Firm Regn. No. 310009E)

Sd/-
(Rajiv Kumar Wadhawan)
Partner
M.No. 091007

Sd/-
(Vishal P Doshi)
Partner
M.No. 101533

Sd/-
(Pradeep Kumar Singhi)
Partner
M. No. 050773

Sd/-
(Rajib Sekhar Sahoo)
Partner
M. No. 053960

Place: New Delhi

Dated: 16th May 2023

CONSOLIDATED FINANCIAL STATEMENTS

STATEMENT OF PROFIT AND LOSS FOR THE YEAR ENDED MARCH 31, 2023

(₹ in crore)			
Particulars	Note No.	2022-2023	2021-2022
I. Revenue From Operations	23	951,409.94	736,716.30
II. Other Income	24	4,198.92	3,096.76
III. Total Income (I+II)		955,608.86	739,813.06
IV. Expenses:			
Cost of Material Consumed	25	503,757.28	330,672.38
Excise Duty		109,654.03	147,395.10
Purchases of Stock-in-Trade		250,207.42	169,991.50
Changes in Inventories of Finished Goods, Stock-in-trade and Work-In Process	26	(6,329.71)	(13,710.98)
Employee Benefits Expense	27	9,359.14	11,582.92
Finance Costs	28	7,541.36	5,423.26
Depreciation, Amortisation and Impairment on :			
a) Property, Plant and Equipment		12,888.89	11,986.15
b) Intangible Assets		292.16	361.43
		13,181.05	12,347.58
Impairment Loss (including reversal of impairment loss) on Financial Assets		375.49	(444.98)
Net Loss on de-recognition of financial assets at amortised cost		307.84	172.75
Other Expenses	29	53,379.46	43,330.47
Total Expenses (IV)		941,433.36	706,760.00
V. Profit / (Loss) before Share of profit/(loss) of an associate/ a joint venture (III-IV)		14,175.50	33,053.06
VI. Share of profit/(loss) of associates/ joint ventures		862.19	1,235.56
VII Profit / (Loss) before Tax (V+VI)		15,037.69	34,288.62
VIII. Tax Expense:			
Current Tax		1,922.46	7,234.66
Deferred Tax		1,410.97	1,327.36
IX. Profit / (Loss) for the year (VII-VIII)		11,704.26	25,726.60
Profit / (Loss) for the Year attributable to :			
Equityholders of the Parent		9,792.12	25,102.23
Non-Controlling Interest		1,912.14	624.37
X. Other Comprehensive Income:	30		
A (i) Items that will not be reclassified to profit or loss		(1,544.02)	6,043.72
A (ii) Income Tax relating to items that will not be reclassified to profit or loss		(14.44)	121.03
B (i) Items that will be reclassified to profit or loss		1,199.59	24.67
B (ii) Income Tax relating to items that will be reclassified to profit or loss		70.51	32.91
XI. Total Comprehensive Income for the Year (IX+X) (Comprising Profit/ (Loss) and Other Comprehensive Income for the Year)		11,415.90	31,948.93

CONSOLIDATED FINANCIAL STATEMENTS

STATEMENT OF PROFIT AND LOSS FOR THE YEAR ENDED MARCH 31, 2023

(₹ in crore)

Particulars	Note No.	2022-2023	2021-2022
Total Comprehensive Income for the Year (Comprising Profit/ (Loss) and Other Comprehensive Income for the Year) attributable to:			
Equityholders of the Parent		9,492.42	31,329.26
Non-Controlling Interest		1,923.48	619.67
XII. Earnings per Equity Share (₹):			
	32		
(1) Basic		711	18.23
(2) Diluted		711	18.23
Face Value Per Equity Share (₹)		10	10
Significant Accounting Policies, Estimates & Judgements	1A & 1B		
Accompanying Notes to Financial Statements	2 - 49		

For and on Behalf of Board of Directors

Sd/-
(S. M. Vaidya)
Chairman
DIN- 06995642

Sd/-
(V Satish Kumar)
Director (Marketing)
DIN- 09322002

Sd/-
(Sanjay Kaushal)
Chief Financial Officer

Sd/-
(Kamal Kumar Gwalani)
Company Secretary
ACS-13737

As per our attached Report of even date

For G.S.MATHUR & CO.
Chartered Accountants
(Firm Regn. No. 008744N)

For K C MEHTA & CO. LLP
Chartered Accountants
(Firm Regn. No.
106237W / W100829)

For SINGHI & CO.
Chartered Accountants
(Firm Regn. No. 302049E)

For S R B & ASSOCIATES
Chartered Accountants
(Firm Regn. No. 310009E)

Sd/-
(Rajiv Kumar Wadhawan)
Partner
M.No. 091007

Sd/-
(Vishal P Doshi)
Partner
M.No. 101533

Sd/-
(Pradeep Kumar Singhi)
Partner
M. No. 050773

Sd/-
(Rajib Sekhar Sahoo)
Partner
M. No. 053960

Place: New Delhi

Dated: 16th May 2023

CONSOLIDATED FINANCIAL STATEMENTS

STATEMENT OF CASH FLOWS FOR THE YEAR ENDED MARCH 31, 2023

Particulars	(₹ in crore)	
	2022-2023	2021-2022
A Cash Flow from Operating Activities		
1 Profit / (Loss) Before Tax	15,037.69	34,288.62
2 Adjustments for :		
Share of Profit of Joint Ventures and Associates	(862.19)	(1,235.56)
Depreciation, Amortisation and Impairment on Property, Plant & Equipment and Intangible Assets	13,181.05	12,347.58
Loss/ (Profit) on Assets sold or written off (Net)	66.12	(11.97)
Amortisation of Capital Grants	(27.89)	(27.63)
Provision for Probable Contingencies (Net)	166.26	142.72
Fair Value Loss/(gain) on financial instruments classified as fair value through profit and loss	(1.81)	(6.12)
Unclaimed / Unspent liabilities written back	(83.91)	(130.23)
Derecognition of Financial Assets and Advances & Claims written off	319.03	184.21
Provision for Doubtful Advances, Claims and Stores (Net)	46.90	(154.64)
Impairment Loss on Financial Assets (Net)	375.49	(444.98)
Loss/(Gain) on Derivatives	357.76	(68.00)
Remeasurement of Defined Benefit Plans through OCI	(111.47)	(739.29)
Exchange Loss/ (Gain) on Borrowings and Lease Liabilities	4,896.59	773.84
Interest Income	(2,544.34)	(1,938.65)
Dividend Income	(1,623.12)	(1,053.59)
Finance costs	7,541.36	5,423.26
Amortisation and Remeasurement (Net) of PMUY Assets	69.04	587.97
	21,764.87	13,648.92
3 Operating Profit before Working Capital Changes (1+2)	36,802.56	47,937.54
4 Change in Working Capital (excluding Cash & Cash Equivalents):		
Trade Receivables & Other Assets	(53.94)	(2,709.88)
Inventories	(9,390.83)	(28,336.99)
Trade Payables & Other Liabilities	3,763.65	16,397.05
Change in Working Capital	(5,681.12)	(14,649.82)
5 Cash Generated From Operations (3+4)	31,121.44	33,287.72
6 Less : Taxes paid	1,477.72	7,541.05
7 Net Cash Flow from Operating Activities (5-6)	29,643.72	25,746.67
B Cash Flow from Investing Activities:		
Proceeds from Sale of Property, Plant & Equipment	431.90	(315.40)
Purchase of Property, Plant & Equipment and Intangible Assets	(5,609.49)	(4,944.71)
Expenditure on Construction Work in Progress	(26,990.63)	(18,196.32)
Proceeds from sale of Investments	0.10	78.00
Purchase of Other Investments	(2,027.56)	(2,349.09)
Receipt of government grants (Capital Grant)	262.45	113.20
Interest Income received	2,089.15	2,224.02
Dividend Income on Investments	3,814.52	2,096.73
Net Cash Generated/(Used) in Investing Activities:	(28,029.56)	(21,293.57)
C Net Cash Flow from Financing Activities:		
Proceeds from Long-Term Borrowings	16,706.91	10,155.72
Repayments of Long-Term Borrowings	(11,556.67)	(2,988.76)
Repayments of Lease Liabilities	(2,253.93)	(1,496.87)
Proceeds from/(Repayments of) Short-Term Borrowings	5,626.55	5,828.38
Interest paid	(7,009.51)	(4,660.13)
Dividend paid	(3,305.68)	(10,896.04)
Expenses towards Issue of Bonus Shares	(2.07)	-
Net Cash Generated/(Used) from Financing Activities:	(1,794.40)	(4,057.70)
D Net Change in Cash & Cash Equivalents (A+B+C)	(180.24)	395.40

CONSOLIDATED FINANCIAL STATEMENTS

STATEMENT OF CASH FLOWS FOR THE YEAR ENDED MARCH 31, 2023

(₹ in crore)

Particulars	2022-2023	2021-2022
E1 Cash & Cash Equivalents as at end of the year	996.35	1,176.59
In Current Account	615.76	1,141.76
In Fixed Deposit - Maturity within 3 months	346.51	4.85
Bank Balances with Non-Scheduled Banks	28.12	18.01
Cheques, Drafts in hand	5.41	11.46
Cash in Hand, Including Imprest	0.55	0.51
E2 Less: Cash & Cash Equivalents as at the beginning of year	1,176.59	781.19
In Current Account	1,141.76	545.76
In Fixed Deposit - Maturity within 3 months	4.85	34.40
Bank Balances with Non-Scheduled Banks	18.01	189.00
Cheques, Drafts in hand	11.46	11.54
Cash in Hand, Including Imprest	0.51	0.49
Net Change in Cash & Cash Equivalents (E1 - E2)	(180.24)	395.40

Notes:

- Statement of Cash Flows is prepared using Indirect Method as per Indian Accounting Standard-7: Statement of Cash Flows.
- Significant non-cash movements in investing and financing activities during the year include:
 - Acquisition of assets by way of lease (net of upfront premium) amounting to ₹2,762.56 crore (2022 : ₹2,279.07 crore).
 - Issue of bonus shares amounting to ₹4,707.08 crore (2022 : Nil).
 - Unrealised exchange loss/(gain) on borrowings and lease liabilities amounting to ₹4,045.46 crore(2022: ₹1,662.30 crore).

For and on Behalf of Board of Directors

Sd/-
(S. M. Vaidya)
Chairman
DIN- 06995642

Sd/-
(V Satish Kumar)
Director (Marketing)
DIN- 09322002

Sd/-
(Sanjay Kaushal)
Chief Financial Officer

Sd/-
(Kamal Kumar Gwalani)
Company Secretary
ACS-13737

As per our attached Report of even date

For G.S.MATHUR & CO.
Chartered Accountants
(Firm Regn. No. 008744N)

For K C MEHTA & CO LLP
Chartered Accountants
(Firm Regn. No.
106237W / W100829)

For SINGHI & CO.
Chartered Accountants
(Firm Regn. No. 302049E)

For S R B & ASSOCIATES
Chartered Accountants
(Firm Regn. No. 310009E)

Sd/-
(Rajiv Kumar Wadhawan)
Partner
M.No. 091007

Sd/-
(Vishal P Doshi)
Partner
M.No. 101533

Sd/-
(Pradeep Kumar Singhi)
Partner
M. No. 050773

Sd/-
(Rajib Sekhar Sahoo)
Partner
M. No. 053960

Place: New Delhi

Dated: 16th May 2023

CONSOLIDATED FINANCIAL STATEMENTS

STATEMENT OF CHANGES IN EQUITY FOR THE YEAR ENDED MARCH 31, 2023

A. Equity Share Capital

Particulars	₹ in crore)	
	2022-2023	2021-2022
Balance at the beginning of the year	9,181.04	9,181.04
Changes during the year - Issue of Bonus Shares	4,590.52	-
Balance at the end of the year	13,771.56	9,181.04

B. Other Equity

Particulars	Reserves and Surplus				
	Retained Earnings	Bond Redemption Reserve	Capital Reserve/Capital Redemption Reserve	Securities Premium	Insurance Reserve
Opening Balance as at April 01, 2021	88,005.97	3,171.39	730.57	76.74	272.14
Opening Balance Adjustment	5.83	-	-	-	-
Profit/(Loss) for the Year	25,102.23	-	-	-	-
Other Comprehensive Income	(564.84)*	-	-	-	-
Total Comprehensive Income	24,537.39	-	-	-	-
Share of JV Sold	24.93	-	-	-	-
Appropriation towards Interim Dividend	(8,263.41)	-	-	-	-
Appropriation towards Final Dividend	(1,377.39)	-	-	-	-
Appropriation towards Insurance reserve (Net)	(19.28)	-	-	-	19.28
Transfer from Bond Redemption Reserve	1,370.85	(1,370.85)	-	-	-
Appropriation towards Corporate Social Responsibility Reserve (net)	0.57	-	-	-	-
Addition to Capital Reserve/ Capital Redemption Reserve during the year/Other adjustment in JVs	(1.24)	-	(4.04)	-	-
Transferred to Statement of Profit and Loss (recycling)	-	-	-	-	-
Closing Balance as at March 31, 2022	1,04,284.22	1,800.54	726.53	76.74	291.42
Opening Balance Adjustment	0.11	-	-	-	-
Profit/(Loss) for the Year	9,792.12	-	-	-	-
Other Comprehensive Income	(75.38)*	-	-	-	-
Total Comprehensive Income	9,716.74	-	-	-	-
Utilized for issue of bonus shares [including expenses (net of tax)]	(4,295.45)	-	(297.65)	-	-
Appropriation towards Final Dividend	(3,305.36)	-	-	-	-
Appropriation towards Insurance reserve (Net)	(27.78)	-	-	-	27.78
Transfer from Bond Redemption Reserve	768.59	(768.59)	-	-	-
Appropriation towards Corporate Social Responsibility Reserve (net)	0.28	-	-	-	-
Transfer from Fair Value of Equity Instruments	9.88	-	-	-	-
Addition to Capital Reserve/ Capital Redemption Reserve during the year/Other adjustment in JVs	0.47	-	-	-	-
Closing Balance as at March 31, 2023	1,07,151.70	1,031.95	428.88	76.74	319.20

* Remeasurement of Defined Benefit Plans

For and on Behalf of Board of Directors

Sd/-
(S. M. Vaidya)
Chairman
DIN- 06995642

Sd/-
(V Satish Kumar)
Director (Marketing)
DIN- 09322002

As per our attached Report of even date

For G.S.MATHUR & CO.
Chartered Accountants
(Firm Regn. No. 008744N)

Sd/-
(Rajiv Kumar Wadhawan)
Partner
M.No. 091007

For K C MEHTA & CO. LLP
Chartered Accountants
(Firm Regn. No. 106237W / W100829)

Sd/-
(Vishal P Doshi)
Partner
M.No. 101533

Place: New Delhi

Dated: 16th May 2023

Consolidated Statement of Changes in Equity

(₹ in crore)

Reserves and Surplus	Items of Other Comprehensive Income				Attributable to Equityholders of the Parent	Non-Controlling Interest	Total
	Corporate Social Responsibility Reserve	Fair value of Equity Instruments	Fair value of Debt Instruments	Cash Flow Hedge Reserve			
1.10	9,815.71	470.30	16.80	96.29	1,02,657.01	975.94	1,03,632.95
-	-	-	-	-	5.83	-	5.83
-	-	-	-	-	25,102.23	624.37	25,726.60
-	6,741.66	(125.02)	27.33	147.90	6,227.03	(4.70)	6,222.33
-	6,741.66	(125.02)	27.33	147.90	31,329.26	619.67	31,948.93
-	-	-	-	-	24.93	-	24.93
-	-	-	-	-	(8,263.41)	-	(8,263.41)
-	-	-	-	-	(1,377.39)	(4.14)	(1,381.53)
-	-	-	-	-	-	-	-
-	-	-	-	-	-	-	-
(0.57)	-	-	-	-	-	-	-
-	-	-	-	-	(5.28)	-	(5.28)
-	-	-	(16.81)	-	(16.81)	-	(16.81)
0.53	16,557.37	345.28	27.32	244.19	1,24,354.14	1,591.47	1,25,945.61
-	-	-	-	-	0.11	-	0.11
-	-	-	-	-	9,792.12	1,912.14	11,704.26
-	(1,478.26)	(356.16)	111.35	1,498.75	(299.70)	11.34	(288.36)
-	(1,478.26)	(356.16)	111.35	1,498.75	9,492.42	1,923.48	11,415.90
-	-	-	-	-	(4,593.10)	-	(4,593.10)
-	-	-	-	-	(3,305.36)	(20.85)	(3,326.21)
-	-	-	-	-	-	-	-
-	-	-	-	-	-	-	-
(0.28)	-	-	-	-	-	-	-
-	(9.88)	-	-	-	-	-	-
-	-	-	-	-	0.47	-	0.47
0.25	15,069.23	(10.88)	138.67	1,742.94	1,25,948.68	3,494.10	1,29,442.78

For and on Behalf of Board of Directors

Sd/-
(Sanjay Kaushal)
Chief Financial Officer

Sd/-
(Kamal Kumar Gwalani)
Company Secretary
ACS-13737

As per our attached Report of even date

For SINGHI & CO.
Chartered Accountants
(Firm Regn. No. 302049E)

Sd/-
(Pradeep Kumar Singhi)
Partner
M. No. 050773

For S R B & ASSOCIATES
Chartered Accountants
(Firm Regn. No. 310009E)

Sd/-
(Rajib Sekhar Sahoo)
Partner
M. No. 053960

CONSOLIDATED FINANCIAL STATEMENTS

NOTES TO FINANCIAL STATEMENTS FOR THE YEAR ENDED MARCH 31, 2023

NOTE-1A: SIGNIFICANT ACCOUNTING POLICIES

I. CORPORATE INFORMATION

The Financial Statements comprise Financial Statements of "Indian Oil Corporation Limited" ("the Holding company" or "IOCL" or "Parent Company") and its subsidiaries (collectively, the Group) for the year ended March 31, 2023.

IOCL is a public limited company incorporated and domiciled in India. Its shares are listed on Bombay Stock Exchange and National Stock Exchange in India. The registered office of the Holding company is located at Indian Oil Bhavan, G-9, Ali Yavar Jung Marg, Bandra (East), Mumbai.

The Group has business interests straddling the entire hydrocarbon value chain - from refining, pipeline transportation & marketing, to exploration & production of crude oil & gas, petrochemicals, gas marketing, alternative energy sources and globalisation of downstream operations.

The Financial Statements have been approved for issue in accordance with a resolution of the Board of directors passed in its meeting held on May 16, 2023.

II. SIGNIFICANT ACCOUNTING POLICIES

1. Basis of Preparation/Consolidation and Statement of Compliance

1.1 The financial statements have been prepared in accordance with the applicable Indian Accounting Standards (Ind AS) prescribed under Section 133 of the Companies Act, 2013 ("the Act") read with the Companies (Indian Accounting Standards) Rules and other relevant provisions of the Act and Rules thereunder, as amended from time to time.

1.2 The financial statements have been prepared on a historical cost basis, except for the following assets and liabilities which have been measured at fair value:

- Derivative financial instruments,
- Certain financial assets and liabilities measured at fair value (refer serial no. 17 of accounting policies regarding financial instruments) and
- Plan assets related to employee benefits (refer serial no. 12 of accounting policies regarding employee benefits)

1.3 The financial statements are presented in Indian Rupees (₹) which is the presentation currency of the Group and all values are rounded to the nearest crore (up to two decimals) except when otherwise indicated.

1.4 Basis of Consolidation:

1.4.1 Subsidiaries:

The financial statements comprise the financial statements of the IOCL and its subsidiaries as at March 31, 2023. Control is achieved when the Group is exposed, or has rights, to variable returns from its involvement with the investee and

has the ability to affect those returns through its power over the investee. Specifically, the Group controls an investee if and only if it has:

- Power over the investee
- Exposure, or rights, to variable returns from its involvement with the investee, and
- The ability to use its power over the investee to affect its returns

The Group re-assesses whether or not it controls an investee if facts and circumstances indicate that there are changes to one or more of the three elements of control listed above. Consolidation of a subsidiary begins when the Group obtains control over the subsidiary and ceases when the Group loses control of the subsidiary. Assets, liabilities, income and expenses of a subsidiary acquired or disposed of during the year are included in the Financial Statements from the date the Group gains control until the date the Group ceases to control the subsidiary.

Financial Statements are prepared using uniform accounting policies for like transactions and other events in similar circumstances. If a member of the group uses accounting policies other than those adopted in the Financial Statements for like transactions and events in similar circumstances, appropriate adjustments are made to that group member's financial statements in preparing the Consolidated Financial Statements to ensure conformity with the group's accounting policies.

The Financial Statements of all entities used for the purpose of consolidation are drawn up to same reporting date as that of the parent company, i.e., year ended on March 31. Following consolidation procedure is followed:

- (a) Combine like items of assets, liabilities, equity, income, expenses and cash flows of the parent company with those of its subsidiaries. For this purpose, income and expenses of the subsidiary are based on the amounts of the assets and liabilities recognized in the consolidated financial statements at the acquisition date.
- (b) Offset (eliminate) the carrying amount of the parent company's investment in each subsidiary and the parent company's portion of equity of each subsidiary. Business combinations policy explains how to account for any related goodwill.
- (c) Eliminate in full intragroup assets and liabilities, equity, income, expenses and cash flows relating to transactions between entities of the group (profits or losses resulting from intragroup transactions that are recognized in assets, such as inventory and fixed assets, are eliminated in full). Intragroup losses may

NOTES TO CONSOLIDATED FINANCIAL STATEMENTS

NOTE-1A: SIGNIFICANT ACCOUNTING POLICIES (Contd..)

indicate an impairment that requires recognition in the consolidated financial statements. Ind AS 12 Income Taxes applies to temporary differences that arise from the elimination of profits and losses resulting from intragroup transactions.

Profit or loss and each component of other comprehensive income (OCI) are attributed to the equity holders of the parent company of the Group and to the non-controlling interests, even if this results in the non-controlling interests having a deficit balance. When necessary, adjustments are made to the financial statements of subsidiaries to bring their accounting policies into line with the Group's accounting policies. All intra-group assets and liabilities, equity, income, expenses and cash flows relating to transactions between members of the Group are eliminated in full on consolidation.

Change in the Group's ownership interests in existing subsidiaries

A change in the ownership interest of a subsidiary, without a loss of control, is accounted for as an equity transaction. If the Group loses control over a subsidiary, it:

- De-recognizes the assets (including goodwill) and liabilities of the subsidiary
- De-recognizes the carrying amount of any non-controlling interests
- De-recognizes the cumulative translation differences recorded in equity
- Recognizes the fair value of the consideration received
- Recognizes the fair value of any investment retained
- Recognizes any surplus or deficit in profit or loss
- Reclassifies the parent company's share of components previously recognized in OCI to profit or loss or retained earnings, as appropriate, as would be required if the Group had directly disposed of the related assets or liabilities

1.4.2 Investment in Associates and Joint Ventures

An associate is an entity over which the Group has significant influence. Significant influence is the power to participate in the financial and operating policy decisions of the investee but is not control or joint control over those policies. Investments in associates are accounted for using the equity method of accounting.

A joint venture is a type of joint arrangement whereby the parties that have joint control of the arrangement have rights to the net assets of the joint venture. Joint control is the contractually agreed sharing of control of an arrangement, which exists only when decisions about the relevant activities require unanimous consent of the parties sharing control.

The considerations made in determining whether significant influence or joint control are similar to those necessary to determine control over the subsidiaries.

The Group's investments in its associate and joint venture are accounted for using the equity method. Under the equity method, the investment in an associate or a joint venture is initially recognized at cost. The carrying amount of the investment is adjusted to recognize changes in the Group's share of net assets of the associate or joint venture since the acquisition date. Goodwill relating to the associate or joint venture is included in the carrying amount of the investment and is not tested for impairment individually.

The Statement of Profit and Loss reflects the Group's share of the results of operations of the associate or joint venture. Any change in OCI of those investees is presented as part of the Group's OCI. In addition, when there has been a change recognized directly in the equity of the associate or joint venture, the Group recognizes its share of any changes, when applicable, in the statement of changes in equity. Unrealised gains and losses resulting from transactions between the Group and the associate or joint venture are eliminated to the extent of the interest in the associate or joint venture.

If an entity's share of losses of an associate or a joint venture equal or exceeds its interest in the associate or joint venture (which includes any long term interest that, in substance, form part of the Group's net investment in the associate or joint venture), the entity discontinues recognizing its share of further losses. Additional losses are recognized only to the extent that the Group has incurred legal or constructive obligations or made payments on behalf of the associate or joint venture. If the associate or joint venture subsequently reports profits, the entity resumes recognizing its share of those profits only after its share of the profits equals the share of losses not recognized.

The aggregate of the Group's share of profit or loss of an associate and a joint venture is shown on the face of the Statement of Profit and Loss.

The financial statements of the associate or joint venture are prepared for the same reporting period as the Group. When necessary, adjustments are made to bring the accounting policies in line with those of the Group.

After application of the equity method, the Group determines whether it is necessary to recognize an impairment loss on its investments in its associate or joint venture. At each reporting date, the Group determines whether there is objective evidence that the investment in the associate or joint venture is impaired. If there is such evidence, the Group calculates the amount of impairment as the difference between the recoverable amount of the associate or joint venture and its carrying value, and then recognizes the loss as 'Share of profit of an associate and a joint venture' in the Statement of Profit and Loss.

NOTES TO CONSOLIDATED FINANCIAL STATEMENTS

NOTE-1A: SIGNIFICANT ACCOUNTING POLICIES (Contd..)

Upon loss of significant influence over the associate or joint control over the joint venture, the Group measures and recognizes any retained investment at its fair value. Any difference between the carrying amount of the associate or joint venture upon loss of significant influence or joint control and the fair value of the retained investment and proceeds from disposal is recognized in profit or loss.

1.4.3 Interest in Joint operations:

For the interest in joint operations, the Group recognizes:

- Assets, including its share of any assets held jointly
- Liabilities, including its share of any liabilities incurred jointly
- Revenue from the sale of its share of the output arising from the joint operation
- Share of the revenue from the sale of the output by the joint operation
- Expenses, including its share of any expenses incurred jointly

2. Property, Plant and Equipment and Intangible Assets

2.1 Property, Plant and Equipment (PPE)

2.1.1 Property, Plant & Equipment (PPE) comprises of tangible assets and capital work in progress. PPE are stated in the Balance Sheet at cost, less any accumulated depreciation and accumulated impairment losses (if any), except freehold land which are carried at historical cost. The cost of an item of PPE comprises its purchase price/construction cost including applicable taxes (net of credits) after deducting any discounts and rebates, any directly attributable costs of bringing the assets to its working condition and location for its intended use and present value of any estimated cost of dismantling and removing the item and restoring the site on which it is located. These costs are capitalized until the asset is ready for use and includes borrowing cost capitalized in accordance with the Group's accounting policy.

2.1.2 The cost of an item of PPE is recognized as an asset if, and only if:

- (a) it is probable that future economic benefits associated with the item will flow to the entity; and
- (b) the cost of the item can be measured reliably.

In accordance with the above criteria, subsequent costs are included in the asset's carrying amount or recognized as a separate asset, as appropriate.

2.1.3 Technical know-how / license fee relating to plants/facilities and specific software that are integral part of the related hardware are capitalized as part of cost of the underlying asset.

2.1.4 Spare parts are capitalized when they meet the definition of PPE, i.e., when the Group intends to use these for a period exceeding 12 months.

2.1.5 The acquisition of some items of PPE although not directly increasing the future economic benefits of any particular existing item of PPE, may be necessary for the Company to obtain the future economic benefits from its other assets. Such items of PPE are recognized as assets.

2.1.6 Environment responsibility related obligations directly attributable to projects is recognized as project cost on the basis of progress of project or on actual incurrence, whichever is higher.

2.1.7 On transition to Ind AS, the Group has elected to continue with the carrying value of all of its PPE recognized as at April 1, 2015 measured as per the previous GAAP and use that carrying value as the deemed cost of the property, plant and equipment.

2.2 Capital Work in Progress (CWIP)

A. Construction Period Expenses

2.2.1 Revenue expenses exclusively attributable to projects incurred during construction period are capitalized. However, such expenses in respect of capital facilities being executed along with the production/operations simultaneously and where the expenses are not attributable exclusively are charged to revenue.

2.2.2 Borrowing cost incurred during construction period on loans specifically borrowed and utilized for projects is capitalized on quarterly basis up to the date of capitalization.

2.2.3 Borrowing cost, if any, incurred on General Borrowings used for projects is capitalized at the weighted average cost. The amount of such borrowings is determined on quarterly basis after setting off the amount of internal accruals.

B. Capital Stores

2.2.4 Capital Stores are valued at weighted average cost. Specific provision is made for likely diminution in value, wherever required.

2.3 Intangible Assets & Amortisation

2.3.1 Technical know-how/license fee relating to production process and process design are recognized as Intangible Assets and amortised on a straight-line basis over the life of the underlying plant/facility.

2.3.2 Expenditure incurred in research phase is charged to revenue and that in development phase, unless it is of capital nature, is also charged to revenue.

2.3.3 Cost incurred on computer software/licenses purchased/developed resulting in future economic benefits, other

NOTES TO CONSOLIDATED FINANCIAL STATEMENTS

NOTE-1A: SIGNIFICANT ACCOUNTING POLICIES (Contd..)

than specific software that are integral part of the related hardware, are capitalized as Intangible Asset and amortised over a period of three years beginning from the month in which such software/licenses are capitalized. However, where such computer software/license is under development or is not yet ready for use, accumulated cost incurred on such items are accounted as "Intangible Assets Under Development"

2.3.4 Right of ways with indefinite useful lives are not amortised but tested for impairment annually at the cash-generating unit level. The assessment of indefinite life is reviewed annually to determine whether the indefinite life continues to be supportable. If not, the change in useful life from indefinite to finite is made on a prospective basis.

2.3.5 Intangible Assets acquired separately are measured on initial recognition at cost. The cost of Intangible Assets acquired in a business combination is based on its fair value at the date of acquisition. Following initial recognition, Intangible Assets are carried at cost less any accumulated amortisation and accumulated impairment losses. In case of internally generated intangibles, development cost is recognized as an asset when all the recognition criteria are met. However, all other internally generated intangibles including research cost are not capitalized and the related expenditure is recognized in the statement of profit and loss in the period in which the expenditure is incurred.

2.3.6 The useful lives of Intangible Assets are assessed as either finite or indefinite. Intangible Assets with finite lives are amortised over the useful life on straight line basis and assessed for impairment whenever there is an indication that the intangible asset may be impaired. The amortisation period and the amortisation method for an intangible asset with a finite useful life are reviewed at the end of each reporting period. Changes in the expected useful life or the expected pattern of consumption of future economic benefits embodied in the asset are considered to modify the amortisation period or method, as appropriate, and are treated as changes in accounting estimates. The amortisation expense on Intangible Assets with finite lives is recognized in the Statement of Profit and Loss unless such expenditure forms part of carrying value of another asset.

2.3.7 On transition to Ind AS, the Group has elected to continue with the carrying value of all of its Intangible Assets recognized as at April 1, 2015 measured as per the previous GAAP and use that carrying value as the deemed cost of the Intangible Assets.

2.3.8 Amortisation is charged pro-rata on monthly basis on assets, from/upto the month of capitalization/sale, disposal/ or classified to Asset held for disposal.

2.4 Depreciation

2.4.1 Cost of PPE (net of residual value) excluding freehold land is depreciated on straight-line method as per the useful life prescribed in Schedule II to the Act except in case of the following assets:

- a) Useful life based on technical assessment
 - 15 years for Plant and Equipment relating to Retail Outlets (other than storage tanks and related equipment), LPG cylinders and pressure regulators
 - 25 years for solar power plant
 - Certain assets of R&D Centre (15-25 years)
 - Certain assets of CGD business, (Compressor/ Booster Compressor and Dispenser - 10 years, Cascade - 20 years)
 - Moulds used for the manufacturing of the packaging material for Lubricants-5 years
 - In other cases, like Spare Parts etc. (2-30 years)
- b) In case of specific agreements e.g., enabling assets etc., useful life as per agreement or Schedule II to the Act, whichever is lower.
- c) In case of immovable assets constructed on leasehold land, useful life as per Schedule-II to the Act or lease period of land (including renewable/likely renewable period), whichever is lower and
- d) In case where useful life is mandated as per other relevant statute or any of the regulation.

Depreciation is charged pro-rata on monthly basis on assets, from/up to the month of capitalization/sale, disposal/or classified to Asset held for disposal.

Residual value is determined considering past experience and generally the same is between 0% to 5% of cost of assets except

- a. In case of Steel LPG cylinder and pressure regulator, residual value is considered maximum at 25% and in case of fibre composite LPG cylinder, residual value is considered at 10% based on estimated realisable value
- b. In case of catalyst with noble metal content, residual value is considered based on the cost of metal content and
- c. In few cases residual value is considered based on transfer value agreed in respective agreement.

The Group depreciates components of the main asset that are significant in value and have different useful lives

NOTES TO CONSOLIDATED FINANCIAL STATEMENTS

NOTE-1A: SIGNIFICANT ACCOUNTING POLICIES (Contd..)

as compared to the main asset separately. The Group depreciates spares over the life of the spare from the date it is available for use.

2.4.2 PPE, other than LPG Cylinders and Pressure Regulators, costing up to ₹ 5,000/- per item are depreciated fully in the year of capitalization. Further, spares, components like catalyst excluding noble metal content and major overhaul/ inspection are also depreciated fully over their respective useful life.

2.4.3 The residual values, useful lives and methods of depreciation of PPE are reviewed at each financial year end and adjusted prospectively, if appropriate.

2.5 Derecognition

2.5.1 PPE and Intangible Assets are derecognized upon disposal or when no future economic benefits are expected to arise from the continued use of the asset or disposal. Any gain or loss arising on the disposal or retirement of an item of PPE or Intangible Asset is determined as the difference between the sale proceeds and the carrying amount of the asset and is recognized in the Statement of Profit and Loss.

3. Leases

The Group assesses at contract inception whether a contract is, or contains, a lease. That is, if the contract conveys the right to control the use of an identified asset for a period of time in exchange for consideration.

3.1 Leases as Lessee (Assets taken on lease)

The Group applies a single recognition and measurement approach for all leases, except for short-term leases and leases of low-value assets. The Group recognizes lease liabilities to make lease payments and right-of-use assets representing the right to use the underlying assets.

3.1.1 Lease Liabilities

At the commencement date of the lease, the Group recognizes lease liabilities measured at the present value of lease payments to be made over the lease term. The lease payments include fixed payments (including in substance fixed payments) less any lease incentives receivable, variable lease payments that depend on an index or a rate, and amounts expected to be paid under residual value guarantees. The lease payments also include the exercise price of a purchase option reasonably certain to be exercised by the Group and payments of penalties for terminating a lease, if the lease term reflects the Group exercising the option to terminate. The variable lease payments that do not depend on an index or a rate are recognized as expense in the period on which the event or condition that triggers the payment occurs.

In calculating the present value of lease payments, the Group uses the incremental borrowing rate at the lease

commencement date if the interest rate implicit in the lease is not readily determinable. After the commencement date, the amount of lease liabilities is increased to reflect the accretion of interest and reduced for the lease payments made.

The Group accounts for each lease component within the contract as a lease separately from non-lease components of the contract and allocates the consideration in the contract to each lease component on the basis of the relative stand-alone price of the lease component and the aggregate stand-alone price of the non-lease components, except for leases where the company has elected to use practical expedient not to separate non-lease payments from the calculation of the lease liability and ROU asset where the entire consideration is treated as lease component.

3.1.2 Right-of-use Assets

The Group recognizes right-of-use (ROU) assets at the commencement date of the lease (i.e., the date the underlying asset is available for use). Right-of-use assets are measured at cost, less any accumulated depreciation and impairment losses, and adjusted for any remeasurement of lease liabilities. The cost of right-of-use assets includes the amount of lease liabilities recognized, initial direct costs incurred, and lease payments made at or before the commencement date less any lease incentives received. Unless the Group is reasonably certain to obtain ownership of the leased asset at the end of the lease term, the recognized right-of-use assets are depreciated on a straight-line basis over the shorter of its estimated useful life and the lease term. Right-of-use assets are subject to impairment. If ownership of the leased asset transfers to the Group at the end of the lease term or the cost reflects the exercise of a purchase option, depreciation is calculated using the estimated useful life of the asset as per 2.4 above. Perpetual Right of use (ROU) assets related to land are not depreciated but tested for Impairment loss, if any.

3.1.3 Modifications to a lease agreement beyond the original terms and conditions are generally accounted for as a re-measurement of the lease liability with a corresponding adjustment to the ROU asset. Any gain or loss on modification is recognized in the Statement of Profit and Loss. However, the modifications that increase the scope of the lease by adding the right to use one or more underlying assets at a price commensurate with the stand-alone selling price are accounted for as a separate new lease. In case of lease modifications, discounting rates used for measurement of lease liability and ROU assets is also suitably adjusted.

3.1.4 Short-term leases and leases of low-value assets

The Group applies the short-term lease recognition exemption to its short-term leases of Property, Plant and Equipment (i.e., those leases that have a lease term of 12 months or less from the commencement date and do not

NOTES TO CONSOLIDATED FINANCIAL STATEMENTS

NOTE-1A: SIGNIFICANT ACCOUNTING POLICIES (Contd..)

contain a purchase option). It also applies the lease of low-value assets recognition exemption to leases that are considered of low value and is not intended for sublease. Lease payments on short-term leases and leases of low-value assets are recognized as expense on a straight-line basis over the lease term or another systematic basis if that basis is more representative of the pattern of the lessee's benefit.

3.2 Leases as Lessor (assets given on lease)

- 3.2.1 When the Group acts as lessor, it determines at the commencement of the lease whether it is a finance lease or an operating lease.
- 3.2.2 Rental income from operating lease is recognized on a straight-line basis over the term of the relevant lease except where another systematic basis is more representative of the time pattern of the benefit derived from the asset given on lease.
- 3.2.3 All assets given on finance lease are shown as receivables at an amount equal to net investment in the lease. Principal component of the lease receipts is adjusted against outstanding receivables and interest income is accounted by applying the interest rate implicit in the lease to the net investment. If an arrangement contains lease and non-lease components, the Company applies principles enunciated in Ind AS 115 "Revenue from Contracts with Customers" to allocate the consideration in the contract.
- 3.2.4 When the Group is an intermediate lessor it accounts for its interests in the head lease and the sub-lease separately. It assesses the lease classification of a sub-lease with reference to the ROU asset arising from the head lease, not with reference to the underlying asset. If a head lease is a short-term lease to which the Company applies the short-term lease exemption described above, then it classifies the sub-lease as an operating lease.

4. Impairment of Non-Financial Assets (Also Refer Para 14 for Impairment of E&P Assets)

The Group assesses at each reporting date, whether there is an indication that an asset may be impaired. If any indication exists, or when annual impairment testing for an asset is required, the Group estimates the asset's recoverable amount. An asset's recoverable amount is the higher of an assets or cash-generating unit's (CGU) fair value less cost of disposal and its value in use. Recoverable amount is determined for an individual asset, unless the asset does not generate cash inflows that are largely independent of those from other assets or groups of assets.

Impairment loss is recognized when the carrying amount of an asset exceeds recoverable amount.

In assessing value in use, the estimated future cash flows are discounted to their present value using a pre-tax discount rate

that reflects current market assessments of the time value of money and the risks specific to the asset. In determining fair value less cost of disposal, recent market transactions are taken into account. If no such transactions can be identified, an appropriate valuation model is used. These calculations are corroborated by valuation multiples, quoted share prices for publicly traded companies or other available fair value indicators.

The Group bases its impairment calculation on detailed budgets and forecast calculations, which are prepared separately for each of the Group's CGUs to which the individual assets are allocated. These budgets and forecast calculations generally cover a period of 15 years. For longer periods, a long-term growth rate is calculated and applied to project future cash flows after the fifteenth year. To estimate cash flow projections beyond periods covered by the most recent budgets/forecasts, Group extrapolates cash flow projections in the budget using a steady or declining growth rate for subsequent years, unless an increasing rate can be justified.

For assets excluding goodwill, an assessment is made at each reporting date to determine whether there is an indication that previously recognized impairment losses no longer exist or have decreased. If such indication exists, the Group estimates the asset's or CGU's recoverable amount. A previously recognized impairment loss is reversed only if there has been a change in the assumptions used to determine the asset's recoverable amount since the last impairment loss was recognized. The reversal is limited so that the carrying amount of the asset does not exceed its recoverable amount, nor exceed the carrying amount that would have been determined, net of depreciation, had no impairment loss been recognized for the asset in prior years.

5. Borrowing Costs

Borrowing cost consists of interest and other cost incurred in connection with the borrowing of funds.

Borrowing costs that are attributable to the acquisition or construction of the qualifying asset are capitalized as part of the cost of such asset. A qualifying asset is one that necessarily takes substantial period of time to get ready for intended use. Capitalization of borrowing costs is suspended when active development activity on the qualifying assets is interrupted other than on temporary basis and charged to the Statement of Profit and Loss during such extended periods. All other borrowing costs are recognized in the Statement of Profit and Loss in the period in which the same are incurred.

6. Foreign Currency Transactions/Translation

6.1 The Group's financial statements are presented in Indian Rupee (₹) which is also functional currency of the Holding Company.

6.2 Transactions in currencies other than the respective group entities' functional currencies (foreign currencies) are initially

NOTES TO CONSOLIDATED FINANCIAL STATEMENTS

NOTE-1A: SIGNIFICANT ACCOUNTING POLICIES (Contd..)

recorded at spot exchange rates prevailing on the date of transactions.

6.3 Monetary items denominated in foreign currencies (such as cash, receivables, payables etc.) outstanding at the end of reporting period, are translated at exchange rates prevailing on that date.

6.4 Non-monetary items denominated in foreign currency, (such as PPE, intangible assets, equity investments, capital/revenue advances other than expected to be settled in cash etc.) are recorded at the exchange rate prevailing on the date of the transaction, other than those measured at fair value.

Non-monetary items measured at fair value in a foreign currency are translated using the exchange rates at the date when the fair value is determined. The gain or loss arising on translation of non-monetary items measured at fair value is treated in line with the recognition of the gain or loss on the change in fair value of the item (i.e., translation differences on items whose fair value gain or loss is recognized in Other Comprehensive Income (OCI) or the Statement of Profit and Loss are also recognized in OCI or the Statement of Profit and Loss, respectively).

6.5 Any gains or losses arising due to differences in exchange rates at the time of translation or settlement are accounted for in the Statement of Profit and Loss either under the head foreign exchange fluctuation or interest cost to the extent regarded as an adjustment to borrowing costs as the case may be, except those relating to loans mentioned below.

Exchange differences on long-term foreign currency loans obtained or re-financed on or before March 31, 2016, relating to acquisition of depreciable assets are adjusted to the carrying cost of the assets and depreciated over the balance life of the assets.

6.6 Exchange differences arising on monetary items that forms part of a reporting entity's net investment in a foreign operation are recognized in profit or loss in the separate financial statements of the reporting entity or the individual financial statements of the foreign operation, as appropriate. In the financial statements that include the foreign operation and the reporting entity (e.g., consolidated financial statements when the foreign operation is a subsidiary), such exchange differences are recognized initially in OCI. These exchange differences are reclassified from equity to profit or loss on disposal of the net investment.

On consolidation, the assets and liabilities of foreign operations are translated into INR at the rate of exchange prevailing at the reporting date and their statements of profit or loss are translated at exchange rates prevailing at the dates of the transactions. For practical reasons, the group uses an average rate to translate income and expense items, if the average rate approximates the exchange rates at the dates of the

transactions. The exchange differences arising on translation for consolidation are recognized in OCI. On disposal of a foreign operation, the component of OCI relating to that particular foreign operation is recognized in profit or loss.

Any goodwill arising in the acquisition/business combination of a foreign operation on or after April 1, 2013, and any fair value adjustments to the carrying amounts of assets and liabilities arising on the acquisition are treated as assets and liabilities of the foreign operation and translated at the spot rate of exchange at the reporting date.

Any goodwill or fair value adjustments arising in business combinations/acquisitions, which occurred before the April 1, 2013, are treated as assets and liabilities of the entity rather than as assets and liabilities of the foreign operation. Therefore, those assets and liabilities are non-monetary items already expressed in the functional currency of the parent company and no further translation differences occur.

7. Inventories

7.1 Raw Materials & Stock-in-Process

7.1.1 Raw materials including crude oil are valued at cost determined on weighted average basis or net realisable value, whichever is lower.

7.1.2 Stock in Process is valued at raw material cost plus processing cost as applicable or net realisable value, whichever is lower.

7.1.3 Crude oil in Transit is valued at cost or net realisable value, whichever is lower.

7.1.4 Initial cost of inventories includes the transfer of gains and losses on qualifying cash flow hedges, recognized in OCI, in respect of the purchases of raw materials.

7.2 Finished Products and Stock-in-Trade

7.2.1 Finished Products and Stock in Trade, other than lubricants, are valued at cost determined on 'First in First Out' basis or net realisable value, whichever is lower. Cost of Finished Products produced internally is determined based on raw material cost and processing cost.

7.2.2 Lubricants are valued at cost on weighted average basis or net realisable value, whichever is lower. Cost of lubricants internally produced is determined based on cost of inputs and processing cost.

7.2.3 Imported products in transit are valued at cost or net realisable value whichever is lower.

7.3 Stores and Spares

7.3.1 Stores and Spares (including Chemicals, packing Containers i.e., empty barrels, tins etc.) are valued at weighted average cost. Specific provision is made in respect of identified obsolete stores & spares and chemicals for

NOTES TO CONSOLIDATED FINANCIAL STATEMENTS

NOTE-1A: SIGNIFICANT ACCOUNTING POLICIES (Contd..)

likely diminution in value. Further, a provision @ 5% of cost is also made on the balance stores and spares (excluding barrels, tins, stores in transit, chemicals/catalysts, crude oil and own products) towards likely diminution in the value.

7.3.2 Stores and Spares in transit are valued at cost.

8. Provisions, Contingent Liabilities & Contingent Assets

8.1 Provisions

8.1.1 Provisions are recognized when the Group has a present obligation (legal or constructive) as a result of a past event, it is probable that an outflow of resources embodying economic benefits will be required to settle the obligation and a reliable estimate can be made of the amount of the obligation.

8.1.2 When the Group expects some or all of a provision to be recovered from a third party, a receivable is recognized as a separate asset but only when it is virtually certain, and amount of the receivable can be measured reliably. The expense relating to a provision is presented in the Statement of Profit and Loss net of reimbursement, if any.

8.1.3 If the effect of the time value of money is material, provisions are discounted using a current pre-tax rate that reflects current market assessments of the time value of money and, when appropriate, the risks specific to the liability. When discounting is used, the increase in the provision due to the passage of time is recognized as a finance cost.

8.1.4 Decommissioning Liability

Decommissioning costs are provided at the present value of expected cost to settle the obligation using estimated cash flows and are recognized as part of the cost of the particular asset. The cash flows are discounted at a current pre-tax rate that reflects the risks specific to the decommissioning liability. The unwinding of the discount is expensed as incurred and recognized in the Statement of Profit and Loss as a finance cost. The estimated future cost of decommissioning is reviewed annually and adjusted as appropriate. Changes in the estimated future cost or in the discount rate applied are adjusted in the cost of the asset.

8.2 Contingent Liabilities and Contingent Assets

8.2.1 Show-cause notices issued by various Government Authorities are generally not considered as obligations.

8.2.2 When the demand notices are raised against such show cause notices and are disputed by the Group, these are classified as disputed obligations.

8.2.3 The treatment in respect of disputed obligations is as under:

a) a provision is recognized in respect of present obligations where the outflow of resources is probable as per 8.1.1 above.

b) all other cases are disclosed as contingent liabilities unless the possibility of outflow of resources is remote.

8.2.4 Contingent Liabilities are possible obligations that arise from past events and whose existence will only be confirmed by the occurrence or non-occurrence of one or more future events not wholly within the control of the Company. Where it is not probable that an outflow of economic benefits will be required, or the amount cannot be estimated reliably, the obligation is disclosed as a contingent liability. Contingent liabilities are disclosed on the basis of judgment of the management/independent experts and reviewed at each Balance Sheet date to reflect the current management estimate.

8.2.5 Estimated amount of contracts remaining to be executed towards capital expenditure are considered for disclosure.

8.2.6 A Contingent Asset is disclosed where an inflow of economic benefits is probable.

9. Revenue

9.1 Revenue From Contracts With Customers

9.1.1 The Group is in the business of oil and gas operations, and it earns revenue primarily from sale of petroleum and petrochemical products. In addition, the Group also earns revenue from other businesses which comprises Gas, Exploration & Production and Others.

Revenue is recognized when control of the goods or services are transferred to the customer at an amount that reflects the consideration to which the Company expects to be entitled in exchange for those goods or services. Revenue is measured based on the consideration specified in a contract with a customer and excludes amounts collected on behalf of third parties.

The Group has generally concluded that it is the principal in its revenue arrangements, except a few agency services, because it typically controls the goods or services before transferring them to the customer.

The Group considers whether there are other promises in the contract that are separate performance obligations to which a portion of the transaction price needs to be allocated (e.g., customer loyalty points). In determining the transaction price for the sale of products, the Group considers the effects of variable consideration, the existence of significant financing components, non-cash consideration and consideration payable to the customer (if any).

9.1.2 Revenue from the sale of petroleum products, petrochemical products, Crude and gas are recognized at a point in time, generally upon delivery of the products. The Group recognizes revenue over time using input method (on the basis of time elapsed) in case of non-refundable deposits

NOTES TO CONSOLIDATED FINANCIAL STATEMENTS

NOTE-1A: SIGNIFICANT ACCOUNTING POLICIES (Contd..)

from dealers and service contracts. In case of construction contracts, revenue and cost are recognized by measuring the contract progress using input method by comparing the cost incurred and total contract cost. Contract modifications are accounted for as a part of existing contract or separate contract based on conditions prescribed in Ind AS 115.

9.1.3 The Company has assumed that recovery of excise duty flows to the Company on its own account. This is for the reason that it is a liability of the manufacturer which forms part of the cost of production, irrespective of whether the goods are sold or not. Since the recovery of excise duty flows to the Company on its own account, revenue includes excise duty.

However, Sales Tax/Goods and Services Tax (GST) and Value Added Tax (VAT) is not received by the company on its own account. Rather, it is tax collected on value added to the product by the seller on behalf of the government. Accordingly, it is excluded from revenue.

9.1.4 Variable consideration

If the consideration in a contract includes a variable amount, the Group estimates the amount of consideration to which it will be entitled in exchange for transferring the goods to the customer. The variable consideration is estimated at contract inception and constrained until it is highly probable that a significant revenue reversal in the amount of cumulative revenue recognized will not occur when the associated uncertainty with the variable consideration is subsequently resolved.

The Group provides volume rebates to certain customers once the quantity of products purchased during the period exceeds a threshold specified in the contract. Rebates are offset against amounts payable by the customer. The volume rebates/ cash discount give rise to variable consideration. To estimate the variable consideration for the expected future rebates/ cash discount, the Group applies the most likely amount method for contracts with a single-volume threshold and the expected value method for contracts with more than one volume threshold. The selected method that best predicts the amount of variable consideration is primarily driven by the number of volume thresholds contained in the contract and accordingly, the Group recognizes a refund liability for the expected future rebates.

9.1.5 Loyalty Points

The Group operates various loyalty point schemes. The transaction price allocated to customer loyalty points is based on their relative estimated standalone selling price and the same is reduced from revenue from sale of goods. While estimating standalone selling price of customer loyalty points, the likelihood of exercising the option is adjusted. Wherever the Group is acting as an agent in this

arrangement, the Company recognize the revenue on net basis.

9.2 Other claims are recognized when there is a reasonable certainty of recovery.

10. Excise Duty

Excise duty is accounted on the basis of both, payments made in respect of goods cleared as also provision made for goods lying in stock. Value of stock includes excise duty payable/ paid on finished goods wherever applicable.

11. Taxes on Income

11.1 Current Income Tax

The tax rates and tax laws used to compute the current tax amount are those that are enacted or substantively enacted, at the reporting date in the countries where the Group operates and generates taxable income.

Current income tax assets and liabilities are measured at the amount expected to be recovered from or paid to the taxation authorities.

Current income tax relating to items recognized outside profit or loss is recognized outside profit or loss (either in other comprehensive income or in equity). Management periodically evaluates positions taken in the tax returns with respect to situations in which applicable tax regulations are subject to interpretation and establishes provisions where appropriate.

11.2 Deferred Tax

11.2.1 Deferred tax is provided using the Balance Sheet method on temporary differences between the tax bases of assets and liabilities and their carrying amounts for financial reporting purposes at the reporting date.

Deferred tax liabilities are recognized for all taxable temporary differences, except:

- (a) when the deferred tax liability arises from the initial recognition of goodwill or an asset or liability in a transaction that is not a business combination and, at the time of the transaction, affects neither the accounting profit nor taxable profit or loss;
- (b) in respect of taxable temporary differences associated with investments in subsidiaries, associates and interests in joint ventures, when the timing of the reversal of the temporary differences can be controlled and it is probable that the temporary differences will not reverse in the foreseeable future.

Deferred tax assets are recognized for all deductible temporary differences, the carry forward of unused tax credits and any unused tax losses. Deferred tax assets are

NOTES TO CONSOLIDATED FINANCIAL STATEMENTS

NOTE-1A: SIGNIFICANT ACCOUNTING POLICIES (Contd..)

recognized to the extent that it is probable that taxable profit will be available in future against which the deductible temporary differences, and the carry forward of unused tax credits and unused tax losses can be utilized, except:

- (a) when the deferred tax asset relating to the deductible temporary difference arises from the initial recognition of an asset or liability in a transaction that is not a business combination and, at the time of the transaction, affects neither the accounting profit or loss nor taxable profit or loss.
- (b) In respect of deductible temporary differences associated with investments in subsidiaries, associates and interests in joint ventures, deferred tax assets are recognized only to the extent that it is probable that the temporary differences will reverse in the foreseeable future and taxable profit will be available against which the temporary differences can be utilized.

Deferred tax assets and liabilities are measured based on tax rates (and tax laws) that have been enacted or substantively enacted at the reporting date.

11.2.2 The carrying amount of deferred tax assets is reviewed at each reporting date and reduced to the extent that it is no longer probable that sufficient taxable profit will be available in future to allow all or part of the deferred tax assets to be utilized. Unrecognized deferred tax assets are re-assessed at each reporting date and are recognized to the extent that it has become probable that future taxable profits will allow the deferred tax assets to be recovered.

11.2.3 Deferred tax relating to items recognized outside profit or loss is recognized outside profit or loss (either in other comprehensive income or in equity).

11.2.4 Deferred tax assets and deferred tax liabilities are offset if a legally enforceable right exists to set off current tax assets against current tax liabilities and the deferred taxes relate to the same taxable entity and the same taxation authority.

12. Employee Benefits

12.1 Short Term Benefits:

Short Term Employee Benefits are accounted for in the period during which the services have been rendered.

12.2 Post-Employment Benefits and Other Long Term Employee Benefits:

- a) The Group's contribution to the Provident Fund is remitted to separate trusts established for this purpose based on a fixed percentage of the eligible employee's salary and charged to the Statement of Profit and Loss/CWIP. Shortfall, if any, in the fund assets, based on the Government specified minimum rate of return, is made good by the Group and charged to the Statement of Profit and Loss/CWIP.

- b) The Group operates defined benefit plans for Gratuity, Post-Retirement Medical Benefits, Resettlement, Felicitation Scheme and Ex-gratia. The cost of providing such defined benefits is determined using the projected unit credit method of actuarial valuation made at the end of the year. Out of these plans, Gratuity and Post-Retirement Medical Benefits are administered through respective Trusts.
- c) Obligations on other long-term employee benefits viz Leave Encashment and Long Service Awards are provided using the projected unit credit method of actuarial valuation made at the end of the year. Out of these obligations, leave encashment obligations are funded through qualifying insurance policies made with insurance companies.
- d) The Group also operates a defined contribution scheme for Pension benefits for its employees and the contribution is remitted to a separate Trust/Corporate NPS.

12.3 Termination Benefits:

Payments made under Voluntary Retirement Scheme are charged to the Statement of Profit and Loss on incurrence.

12.4 Remeasurements:

Remeasurements, comprising of actuarial gains and losses, the effect of the asset ceiling (excluding amounts included in net interest on the net defined benefit liability) and the return on plan assets (excluding amounts included in net interest on the net defined benefit liability), are recognized immediately in the Balance Sheet with a corresponding debit or credit to retained earnings through Other Comprehensive Income (OCI) in the period in which it occurs. Remeasurements are not reclassified to profit or loss in subsequent periods. Remeasurements in respect of other long term benefits are recognized in the Statement of Profit and Loss.

Past service cost is recognized in profit or loss on the earlier of:

- The date of the plan amendment or curtailment, and
- The date that the Group recognizes related restructuring cost

Net interest is calculated by applying the discount rate to the net defined benefit liability or asset. The Group recognizes the following changes in the net defined benefit obligation as an expense in the Statement of Profit and Loss:

- Service cost comprising current service cost, past-service cost, gains and losses on curtailments and non-routine settlements; and
- Net interest expense or income

NOTES TO CONSOLIDATED FINANCIAL STATEMENTS

NOTE-1A: SIGNIFICANT ACCOUNTING POLICIES (Contd..)

13. Grants

13.1 Government grants are recognized where there is reasonable assurance that the grant will be received, and all attached conditions will be complied with.

13.2 Grant relating to Assets (Capital Grants)

In case of grants relating to depreciable assets, the cost of the asset is shown at gross value and grant thereon is treated as Deferred Income which are recognized as "Other Operating Revenues" usually in the Statement of Profit and Loss over the period and in the proportion in which depreciation is charged.

13.3 Grant related to Income (Revenue Grants)

Revenue grants are recognized in the Statement of Profit and Loss on a systematic basis over the periods in which the entity recognizes as expenses the related cost for which the grants are intended to compensate.

Subsidy and budgetary support towards under recoveries are recognized in "Revenue from Operations" as per schemes notified by Government from time to time, subject to final adjustments, wherever applicable.

The Group has treated waiver of duty under EPCG Scheme as revenue grant as the condition of meeting the export obligations is a primary condition of availing the grant as per the EPCG Scheme. The above grant is set up by recording the assets at gross value and corresponding grant amount as deferred income. Such grant is recognized in "Other Operating Revenues" in proportion of export obligations actually fulfilled during the accounting period. In case of post export EPCG Duty Credit Scrip Scheme, revenue grant is recognized in "Other Operating Revenues" equivalent to the amount of Custom duty remission in proportion to export obligations actually fulfilled during the accounting period.

Revenue grants are generally recorded under "Other Operating Revenues", except northeast excise duty exemption which is netted off with the related expense.

13.4 When loans or similar assistance are provided by governments or related institutions, with an interest rate below the current applicable market rate or NIL interest rate, the effect of this favourable interest is regarded as a government grant. The loan or assistance is initially recognized and measured at fair value and the government grant is measured as the difference between the initial carrying value of the loan and the proceeds received. The loan is subsequently measured as per the accounting policy applicable to financial liabilities. Classification of the grant is made considering the terms and condition of the grant i.e., whether grants relate to assets or otherwise.

14. Oil & Gas Exploration Activities

14.1 Pre-acquisition Cost:

Expenditure incurred before obtaining the right(s) to explore, develop and produce oil and gas are expensed as and when incurred.

14.2 Exploration Stage:

Acquisition cost relating to projects under exploration are initially accounted as "Intangible Assets under Development". The expenses on oil and gas assets that is classified as intangible include:

- acquired rights to explore
- exploratory drilling cost

Cost of Survey and prospecting activities conducted in the search of oil and gas are expensed as exploration cost in the year in which these are incurred

If the project is not viable based upon technical feasibility and commercial viability study, then all cost relating to Exploratory Wells are expensed in the year when determined to be dry.

If the project is proved to be viable, then all cost relating to drilling of Exploratory Wells shall be continued to be presented as "Intangible Assets under Development".

14.3 Development Stage:

Acquisition cost relating to projects under development stage are presented as "Capital Work-in-Progress".

When a well is ready to commence commercial production, the capitalized cost corresponding to proved developed oil and gas reserves is reclassified as 'Completed wells/ Producing wells' from "Capital Work-in-Progress/ Intangible Assets under Development" to the gross block of assets. Examples of Oil and Gas assets that might be classified as Tangible Assets include development drilling cost, piping and pumps and producing wells.

14.4 Production Phase

Production cost include pre-well head and post-well head expenses including depreciation and applicable operating costs of support equipment and facilities are expensed off.

Depletion is calculated using the Unit of Production method based upon proved and developed reserves.

14.5 Abandonment Phase

In case of development/production phase, abandonment/decommissioning amount is recognized at the present value of the estimated future expenditure. Any change in the present value of the estimated decommissioning expenditure other than the unwinding of discount is adjusted to the decommissioning provision and the carrying value of the corresponding asset. The unwinding of discount on provision is charged in the Statement of Profit and Loss as finance costs.

14.6 Impairment of E&P Assets

14.6.1 Impairment testing in case of Development and producing assets

In case of E&P related development and producing assets, expected future cash flows are estimated using

NOTES TO CONSOLIDATED FINANCIAL STATEMENTS

NOTE-1A: SIGNIFICANT ACCOUNTING POLICIES (Contd..)

management's best estimate of future oil and natural gas prices, production volumes, proved & probable reserves volumes and discount rate. The expected future cash flows are estimated on the basis of value in use concept. The value in use is based on the cash flows expected to be generated by the projected oil or gas production profiles up to the expected dates of cessation of production of each producing field, based on current estimates of proved and probable reserves and on reasonable & supportable fiscal assumptions that represent management's best estimate of the range of economic conditions that will exist over the remaining useful life of the asset. Management takes a long-term view of the range of economic conditions over the remaining useful life of the asset and, are not based on the relatively short-term changes in the economic conditions. However, impairment of exploration and evaluation assets is to be done in line with para 14.6.2

14.6.2 Impairment in case of Exploration and Evaluation assets

Exploration and Evaluation assets are tested for impairment where an indicator for impairment exists. In such cases, while calculating recoverable amount, in addition to the factors mentioned in 14.6.1, management's best estimate of total current reserves and resources are considered (including possible and contingent reserve) after appropriately adjusting the associated inherent risks. Impairment loss is reversed subsequently, to the extent that conditions for impairment are no longer present.

14.6.3 Cash generating unit

In case of E&P assets, the Group generally considers a project as cash generating unit. However, in case where the multiple fields are using common production/transportation facilities and are sufficiently economically interdependent the same are considered to constitute a single cash generating unit (CGU).

15. Current Versus Non-Current Classification

The Group presents assets and liabilities in the Balance Sheet based on current/non-current classification as below.

15.1 An asset is treated as current when it is:

- Expected to be realised or intended to be sold or consumed in normal operating cycle
- Held primarily for the purpose of trading
- Expected to be realised within twelve months after the reporting period, or
- Cash or Cash Equivalents unless restricted from being exchanged or used to settle a liability for at least twelve months after the reporting period

All other assets are classified as non-current.

15.2 A liability is treated as current when:

- It is expected to be settled in normal operating cycle
- It is held primarily for the purpose of trading
- It is due to be settled within twelve months after the reporting period, or
- There is no unconditional right to defer the settlement of the liability for at least twelve months after the reporting period

All other liabilities are classified as non-current.

16. Non-Current Assets Held For Sale

16.1 The Group classifies non-current assets and disposal groups as held for sale if their carrying amounts will be recovered principally through a sale rather than through continuing use. Actions required to complete the sale should indicate that it is unlikely that significant changes to the sale will be made or that the decision to sell will be withdrawn. Management must be committed to the sale expected within one year from the date of classification.

16.2 For these purposes, sale transactions include exchanges of non-current assets for other non-current assets when the exchange has commercial substance. The criteria for held for sale classification is regarded met only when the assets or disposal group is available for immediate sale in its present condition, subject only to terms that are usual and customary for sales (or disposal groups), its sale is highly probable; and it will genuinely be sold, not abandoned. The Group treats sale of the asset or disposal group to be highly probable when:

- The appropriate level of management is committed to a plan to sell the asset (or disposal group),
- An active programme to locate a buyer and complete the plan has been initiated (if applicable),
- The asset (or disposal group) is being actively marketed for sale at a price that is reasonable in relation to its current fair value,
- The sale is expected to qualify for recognition as a completed sale within one year from the date of classification, and
- Actions required to complete the plan indicate that it is unlikely that significant changes to the plan will be made or that the plan will be withdrawn.

16.3 Non-current Assets held for sale and disposal groups are measured at the lower of their carrying amount and the fair value less cost to sell. Assets and liabilities classified as held for sale are presented separately in the Balance Sheet.

PPE and Intangible Assets once classified as held for sale are not depreciated or amortised.

NOTES TO CONSOLIDATED FINANCIAL STATEMENTS

NOTE-1A: SIGNIFICANT ACCOUNTING POLICIES (Contd..)

17. Financial Instruments

A financial instrument is any contract that gives rise to a financial asset of one entity and a financial liability or equity instrument of another entity. Financial assets and financial liabilities are recognized when the Group becomes a party to the contractual provisions of the instruments.

17.1 Financial Assets

Initial recognition and measurement

All Financial Assets are recognized initially at fair value plus, in the case of Financial Assets not recorded at fair value through profit or loss, transaction cost that are attributable to the acquisition of the financial assets. However, trade receivables that do not contain a significant financing component are measured at transaction price. Transaction costs directly attributable to the acquisition of financial assets measured at fair value through profit or loss are recognized immediately in the Statement of Profit and Loss.

Subsequent measurement

For the purpose of subsequent measurement, Financial Assets are classified in four categories:

- o Financial Assets at amortised cost
- o Debt Instruments at Fair Value Through Other Comprehensive Income (FVTOCI)
- o Equity Instruments at Fair Value Through Other Comprehensive Income (FVTOCI)
- o Financial Assets and derivatives at Fair Value Through Profit or Loss (FVTPL)

17.1.1 Financial Assets at Amortised Cost

A Financial Asset is measured at the amortised cost if both the following conditions are met:

- a) The asset is held within a business model whose objective is to hold assets for collecting contractual cash flows, and
- b) Contractual terms of the asset give rise on specified dates to cash flows that are solely payments of principal and interest (SPPI) on the principal amount outstanding.

After initial measurement, such Financial Assets are subsequently measured at amortised cost using the effective interest rate (EIR) method. Amortised cost is calculated by taking into account any discount or premium on acquisition and fees or costs that are an integral part of the EIR. The EIR amortisation is included in finance income in the profit or loss. The losses arising from impairment are

recognized in the profit or loss. Apart from the same, any income or expense arising from remeasurement of financial assets measured at amortised cost, in accordance with Ind AS 109, is recognized in the Statement of Profit and Loss. This category generally applies to trade and other receivables.

17.1.2 Debt Instrument at FVTOCI

A 'Debt Instrument' is classified as at the FVTOCI if both of the following criteria are met:

- a) The objective of the business model is achieved both by collecting contractual cash flows and selling the Financial Assets, and
- b) The asset's contractual cash flows represent solely payments of principal and interest (SPPI).

Debt Instruments included within the FVTOCI category are measured initially as well as at each reporting date at fair value. Fair Value movements are recognized in the Other Comprehensive Income (OCI). However, the Group recognizes interest income, impairment losses & reversals and foreign exchange gain or loss in the Statement of Profit and Loss. On derecognition of the asset, cumulative gain or loss previously recognized in OCI is reclassified from the equity to the Statement of Profit and Loss. Interest earned whilst holding FVTOCI Debt Instrument is reported as interest income using the EIR method.

17.1.3 Equity Instrument at FVTOCI (Other than Subsidiaries, Joint Ventures, and Associates)

All equity investments in scope of Ind AS 109 are measured at fair value. The Group has made an irrevocable election to present subsequent changes in the fair value in Other Comprehensive Income. The classification is made on initial recognition/transition and is irrevocable.

There is no recycling of the amounts from OCI to the Statement of Profit and Loss, even on sale of investment.

Dividend income is recognized in the Statement of Profit and Loss when the Group's right to receive dividend is established.

17.1.4 Debt Instruments and Derivatives at FVTPL

FVTPL is a residual category for Debt Instrument. Any debt instrument, which does not meet the criteria for categorization as at amortised cost or as FVTOCI, is classified as at FVTPL.

This category also includes derivative financial instruments entered into by the Group that are not designated as hedging instruments in hedge relationships as defined by Ind AS 109.

NOTES TO CONSOLIDATED FINANCIAL STATEMENTS

NOTE-1A: SIGNIFICANT ACCOUNTING POLICIES (Contd..)

Debt instruments included within the FVTPL category are measured at fair value with all changes recognized in the Statement of Profit and Loss. Interest income on such instruments has been presented under interest income.

171.5 Derecognition

A financial asset (or, where applicable, a part of a financial asset or part of a group of similar financial assets) is primarily derecognized (i.e., removed from the Balance Sheet) when:

- The rights to receive cash flows from the asset have expired, or
- The Group has transferred its rights to receive cash flows from the asset or has assumed an obligation to pay the received cash flows in full without material delay to a third party under a 'pass-through' arrangement and either (a) the Group has transferred substantially all the risks and rewards of the asset, or (b) the Group has neither transferred nor retained substantially all the risks and rewards of the asset, but has transferred control of the asset.

When the Group has transferred its rights to receive cash flows from an asset or has entered into a pass-through arrangement, it evaluates if and to what extent it has retained the risks and rewards of ownership. When it has neither transferred nor retained substantially all of the risks and rewards of the asset, nor transferred control of the asset, the Group continues to recognize the transferred asset to the extent of the Group's continuing involvement. In that case, the Group also recognizes an associated liability. The transferred asset and the associated liability are measured on a basis that reflects the rights and obligations that the Group has retained.

Continuing involvement that takes the form of a guarantee over the transferred asset is measured at the lower of the original carrying amount of the asset and the maximum amount of consideration that the Group could be required to repay.

171.6 Impairment of Financial Assets

In accordance with Ind AS 109, the Group applies Expected Credit Loss (ECL) model for measurement and recognition of impairment loss on the following Financial Assets and credit risk exposure:

- a) Financial Assets that are Debt Instruments, and are measured at amortised cost e.g., loans, debt securities, deposits, trade receivables and bank balance
- b) Lease Receivables under Ind AS 116

Simplified Approach

The Group follows 'simplified approach' for recognition of impairment loss allowance on Trade Receivables.

The application of simplified approach does not require the Group to track changes in credit risk. Rather, it recognizes impairment loss allowance based on lifetime ECLs at each reporting date, right from its initial recognition.

As a practical expedient, the Group uses a provision matrix to determine impairment loss allowance on portfolio of its trade receivables. The provision matrix is based on its historically observed default rates over the expected life of the trade receivables and is adjusted for forward-looking estimates. At every reporting date, the historical observed default rates are updated and changes in the forward-looking estimates are analysed. On that basis, the Group estimates provision on trade receivables at the reporting date.

General Approach

For recognition of impairment loss on other Financial Assets and risk exposure, the Group determines that whether there has been a significant increase in the credit risk since initial recognition. If credit risk has not increased significantly, 12-months ECL is used to provide for impairment loss. However, if credit risk has increased significantly, lifetime ECL is used. If, in a subsequent period, credit quality of the instrument improves such that there is no longer a significant increase in credit risk since initial recognition, then the entity reverts to recognizing impairment loss allowance based on 12-months ECL.

Lifetime ECL are the expected credit losses resulting from all possible default events over the expected life of a financial instrument. The 12-months ECL is a portion of the lifetime ECL which results from default events that are possible within 12 months after the reporting date.

ECL impairment loss allowance (or reversal) recognized during the period is recognized as expense /income in the Statement of Profit and Loss. The Balance Sheet presentation for various financial instruments is described below:

- Financial Assets measured as at amortised cost: ECL is presented as an allowance, i.e., as an integral part of the measurement of those assets in the Balance Sheet. The allowance reduces the net carrying amount. Until the asset meets write-off criteria, the Group does not reduce impairment allowance from the gross carrying amount.
- Debt instruments measured at FVTOCI: Since Financial Assets are already reflected at fair value, impairment allowance is not further reduced from its value. Rather, ECL amount is presented as 'accumulated impairment amount' in the OCI.

NOTES TO CONSOLIDATED FINANCIAL STATEMENTS

NOTE-1A: SIGNIFICANT ACCOUNTING POLICIES (Contd..)

17.2 Financial Liabilities

17.2.1 Initial recognition and measurement.

Financial Liabilities are classified, at initial recognition, as financial liabilities at fair value through profit or loss and financial liabilities at amortised cost, as appropriate.

All Financial Liabilities are recognized initially at fair value and, in the case of liabilities subsequently measured at amortised cost, they are measured net of directly attributable transaction cost. In case of Financial Liabilities measured at fair value through profit or loss, transaction costs directly attributable to the acquisition of financial liabilities are recognized immediately in the Statement of Profit and Loss.

The Group's Financial Liabilities include trade and other payables, loans and borrowings and derivative financial instruments.

17.2.2 Subsequent measurement

The measurement of financial liabilities depends on their classification, as described below:

A. Financial Liabilities at Fair Value Through Profit or Loss

Financial Liabilities at fair value through profit or loss include financial liabilities held for trading and financial liabilities designated upon initial recognition as at fair value through Statement of Profit or Loss. Financial Liabilities are classified as held for trading if they are incurred for the purpose of repurchasing in the near term. This category also includes derivative financial instruments entered into by the Group that are not designated as hedging instruments in hedge relationships as defined by Ind AS 109.

Gains or losses on liabilities held for trading are recognized in the Statement of Profit and Loss.

B. Financial Liabilities at amortised cost

Financial Liabilities that are not held-for-trading and are not designated as at FVTPL are measured at amortised cost at the end of subsequent accounting periods. The carrying amounts of financial liabilities that are subsequently measured at amortised cost are determined based on the effective interest method. Gains and losses are recognized in the Statement of Profit and Loss when the liabilities are derecognized as well as through the EIR amortisation process.

Amortised cost is calculated by taking into account any discount or premium on acquisition and fees or costs that are an integral part of the EIR. The EIR amortisation is included as finance costs in the Statement of Profit and Loss.

17.2.3 Derecognition

A Financial Liability is derecognized when the obligation under the liability is discharged or cancelled or expires. When an existing financial liability is replaced by another from the same lender on substantially different terms, or the terms of an existing liability are substantially modified, such an exchange or modification is treated as the derecognition of the original liability and the recognition of a new liability. The difference in the respective carrying amounts is recognized in the Statement of Profit and Loss.

17.3 Embedded Derivatives

If the hybrid contract contains a host that is a financial asset within the scope of Ind AS 109, the Group does not separate embedded derivatives. Rather, it applies the classification requirements contained in Ind AS 109 to the entire hybrid contract. Derivatives embedded in all other host contracts are accounted for as separate derivatives and recorded at fair value if their economic characteristics and risks are not closely related to those of the host contracts and the host contracts are not held for trading or designated at fair value through profit or loss. These embedded derivatives are measured at fair value with changes in fair value recognized in the Statement of Profit and Loss, unless designated as effective hedging instruments. Reassessment only occurs if there is either a change in the terms of the contract that significantly modifies the cash flows that would otherwise be required or a reclassification of a financial asset out of the fair value through profit or loss.

17.4 Offsetting of Financial Instruments

Financial Assets and Financial Liabilities are offset, and the net amount is reported in the Balance Sheet if there is a currently enforceable legal right to offset the recognized amounts and there is an intention to settle on a net basis, to realise the assets and settle the liabilities simultaneously.

17.5 Derivative Instrument- Initial recognition/subsequent measurement

The Group uses derivative financial instruments, such as forward currency contracts, interest rate swaps and forward commodity contracts, to hedge its foreign currency risks, interest rate risks and commodity price risks, respectively. Such derivative financial instruments are initially recognized at fair value on the date on which a derivative contract is entered into and are subsequently re-measured at fair value. The accounting for subsequent changes in fair value of derivatives depends on the designation or non- designation of derivative as hedging instruments. Derivatives are carried as Financial Assets when the fair value is positive and as financial liabilities when the fair value is negative.

17.5.1 Derivative that are designated as Hedge Instrument

The Company designates certain foreign exchange forward contracts commodity forward contracts and interest

NOTES TO CONSOLIDATED FINANCIAL STATEMENTS

NOTE-1A: SIGNIFICANT ACCOUNTING POLICIES (Contd..)

rates swap contracts for hedging foreign currency risks, commodity price risks and interest rate risks respectively. The Company generally designates the whole forward contract as hedging instrument. These hedges are accounted for as cash flow hedges. These hedging instruments are as per the policies approved by the Board of Directors.

At the inception of a hedge relationship, the Company formally designates and documents the hedge relationship to which the Company wishes to apply hedge accounting and the risk management objective and strategy for undertaking the hedge. The documentation includes the Company's risk management objective and strategy for undertaking hedge, the hedging/ economic relationship, the hedged item or transaction, the nature of the risk being hedged, hedge ratio and how the entity will assess the effectiveness of changes in the hedging instrument's fair value in offsetting the exposure to changes in the hedged item's fair value or cash flows attributable to the hedged risk.

Such hedges are expected to be highly effective in achieving offsetting changes in fair value or cash flows and are assessed on an ongoing basis to determine that the hedge is actually have been highly effective throughout the financial reporting periods for which it was designated.

The effective portion of changes in the fair value of derivatives that are designated and qualify as cash flow hedges is recognized in Other Comprehensive Income and accumulated under the heading Cash Flow Hedge Reserve within Equity. The gain or loss relating to the ineffective portion is recognized immediately in the Statement of Profit and Loss and included in the Other Income or Other Expenses as Gain on Derivatives or Loss on Derivatives respectively.

Amounts previously recognized in OCI and accumulated in equity relating to effective portion are reclassified to Statement of Profit and Loss in the periods when the hedged item affects profit or loss, in the same line item as the recognized hedged item or treated as basis adjustment if a hedged forecast transaction subsequently results in the recognition of a non-financial asset or non-financial liability. When a forecasted transaction is no longer expected to occur, the cumulative gain or loss accumulated in equity is transferred to the Statement of Profit and Loss.

Hedge accounting is discontinued when the hedging instrument expires or is sold, terminated, or no longer qualifies for hedge accounting.

17.5.2 Derivatives that are not designated as hedge instrument

The Company enters into certain derivative contracts to hedge risks which are not designated as hedges. Such contracts are accounted for at fair value through the

Statement of Profit and Loss and are included in the Other Income or Other Expenses as Gain on Derivatives or Loss on Derivatives respectively.

17.6 Commodity Contracts

Commodity contracts that are entered into and continue to be held for the purpose of the receipt or delivery of a non-financial item in accordance with the Group's expected purchase, sale or usage requirements are held at cost.

18. Cash and Cash Equivalents

Cash and Cash Equivalents in the Balance Sheet comprise cash at banks and on hand and short-term deposits with an original maturity of three months or less, which are subject to an insignificant risk of changes in value. Bank overdraft (negative balance in Account) is shown under short term borrowings under Financial Liabilities & Positive balance in that account is shown in Cash & Cash Equivalents.

19. Treasury Shares

Pursuant to the Scheme of Amalgamation, IOC Shares Trust has been set up by IOCL for holding treasury shares in relation to IBP and BRPL mergers. The shares held by IOC Shares Trust are treated as treasury shares.

Own equity instruments that are reacquired (treasury shares) are recognized at cost and deducted from equity. No gain or loss is recognized in the Statement of Profit and Loss on the purchase, sale, issue or cancellation of the Group's own equity instruments.

20. Fair Value Measurement

20.1 The Group measures financial instruments, such as, derivatives at fair value at each Balance Sheet date. Fair value is the price that would be received to sell an asset or paid to transfer a liability in an orderly transaction between market participants at the measurement date.

20.2 The fair value measurement is based on the presumption that the transaction to sell the asset or transfer the liability takes place either in the principal market for the asset or liability, or in the absence of a principal market, in the most advantageous market for the asset or liability. The principal or the most advantageous market must be accessible by the Group.

20.3 The fair value of an asset or a liability is measured using the assumptions that market participants would use when pricing the asset or liability, assuming that market participants act in their economic best interest.

20.4 A fair value measurement of a non-financial asset takes into account a market participant's ability to generate economic benefits by using the asset in its highest and best use or by selling it to another market participant that would use the asset in its highest and best use.

NOTES TO CONSOLIDATED FINANCIAL STATEMENTS

NOTE-1A: SIGNIFICANT ACCOUNTING POLICIES (Contd..)

20.5 The Group uses valuation techniques that are appropriate in the circumstances and for which sufficient data are available to measure fair value, maximizing the use of relevant observable inputs and minimizing the use of unobservable inputs.

20.6 All assets and liabilities for which fair value is measured or disclosed in the financial statements are categorised within the fair value hierarchy, described as follows, based on the lowest level input that is significant to the fair value measurement as a whole:

Level 1 - Quoted (unadjusted) market prices in active markets for identical assets or liabilities

Level 2 - Valuation techniques for which the lowest level input that is significant to the fair value measurement is directly or indirectly observable

Level 3 - Valuation techniques for which the lowest level input that is significant to the fair value measurement is unobservable

For assets and liabilities that are recognized in the financial statements on a recurring basis, the Group determines whether transfers have occurred between levels in the hierarchy by re-assessing categorisation (based on the lowest level input that is significant to the fair value measurement as a whole) at the end of each reporting period.

In case of Level 3 valuations, external valuers are also involved in some cases for valuation of assets and liabilities, such as unquoted Financial Assets, loans to related parties etc.

For the purpose of fair value disclosures, the Group has determined classes of assets and liabilities on the basis of the nature, characteristics and risks of the asset or liability and the level of the fair value hierarchy as explained above.

21. Earnings Per Share

The basic Earnings Per Share ("EPS") is computed by dividing the net profit/(loss) after tax for the year attributable to the Equity Shareholders of the Holding Company by the weighted average number of equity shares outstanding during the year, adjusted for bonus elements in equity shares issued during the year and excluding treasury shares. The holding company did not have any potentially dilutive securities in the years presented.

22. Business Combinations and Goodwill

22.1 In accordance with Ind AS 101 provisions related to first time adoption, the Group has elected to apply Ind AS accounting for business combinations prospectively from 1 April 2013. As such, Indian GAAP balances relating to business combinations entered into before that date, including goodwill, have been carried forward with minimal adjustment. The same first-time adoption exemption is also used for associates and joint ventures.

22.2 Business combinations are accounted for using the acquisition method. The cost of an acquisition is measured as the aggregate of the consideration transferred measured at acquisition date fair value and the amount of any non-controlling interests in the acquiree. For each business combination, the Group elects whether to measure the non-controlling interests in the acquiree at fair value or at the proportionate share of the acquiree's identifiable net assets. Acquisition-related costs are expensed as incurred.

At the acquisition date, the identifiable assets acquired, and the liabilities assumed are recognized at their acquisition date fair values. For this purpose, the liabilities assumed include contingent liabilities representing present obligation and they are measured at their acquisition fair values irrespective of the fact that outflow of resources embodying economic benefits is not probable. However, the following assets and liabilities acquired in a business combination are measured at the basis indicated below:

- Deferred tax assets or liabilities, and the assets or liabilities related to employee benefit arrangements are recognized and measured in accordance with Ind AS 12 Income Tax and Ind AS 19 Employee Benefits respectively.
- Liabilities or equity instruments related to share-based payment arrangements of the acquiree or share-based payments arrangements of the Group entered into to replace share-based payment arrangements of the acquiree are measured in accordance with Ind AS 102 Share-based Payments at the acquisition date.
- Assets (or disposal groups) that are classified as held for sale in accordance with Ind AS 105 Non-current Assets Held for Sale and Discontinued Operations are measured in accordance with that standard.
- Reacquired rights are measured at a value determined on the basis of the remaining contractual term of the related contract. Such valuation does not consider potential renewal of the reacquired right.

When the Group acquires a business, it assesses the Financial Assets and liabilities assumed for appropriate classification and designation in accordance with the contractual terms, economic circumstances and pertinent conditions as at the acquisition date. This includes the separation of embedded derivatives in host contracts by the acquiree.

If the business combination is achieved in stages, any previously held equity interest is re-measured at its acquisition date fair value and any resulting gain or loss is recognized in profit or loss or OCI, as appropriate.

Any contingent consideration to be transferred by the acquirer is recognized at fair value at the acquisition date. Contingent consideration classified as an asset or liability

NOTES TO CONSOLIDATED FINANCIAL STATEMENTS

NOTE-1A: SIGNIFICANT ACCOUNTING POLICIES (Contd..)

that is a financial instrument and within the scope of Ind AS 109 Financial Instruments, is measured at fair value with changes in fair value recognized in profit or loss. If the contingent consideration is not within the scope of Ind AS 109, it is measured in accordance with the appropriate Ind AS. Contingent consideration that is classified as equity is not re-measured at subsequent reporting dates and subsequent its settlement is accounted for within equity.

22.3 Goodwill is initially measured at cost, being the excess of the aggregate of the consideration transferred and the amount recognized for non-controlling interests, and any previous interest held, over the net identifiable assets acquired and liabilities assumed. If the fair value of the net assets acquired is in excess of the aggregate consideration transferred, the Group re-assesses whether it has correctly identified all of the assets acquired and all of the liabilities assumed and reviews the procedures used to measure the amounts to be recognized at the acquisition date. If the reassessment still results in an excess of the fair value of net assets acquired over the aggregate consideration transferred, then the gain is recognized in OCI and accumulated in equity as Capital Reserve. However, if there is no clear evidence of bargain purchase, the entity recognizes the gain directly in equity as capital reserve, without routing the same through OCI.

After initial recognition, goodwill is measured at cost less any accumulated impairment losses. For the purpose of impairment testing, goodwill acquired in a business combination is, from the acquisition date, allocated to each of the Group's cash-generating units that are expected to benefit from the combination, irrespective of whether other assets or liabilities of the acquiree are assigned to those units.

A cash generating unit to which goodwill has been allocated is tested for impairment annually, or more frequently when there is an indication that the unit may be impaired. If the recoverable amount of the cash generating unit is less than its carrying amount, the impairment loss is allocated first to reduce the carrying amount of any goodwill allocated to the unit and then to the other assets of the unit pro rata based on the carrying amount of each asset in the unit.

Any impairment loss for goodwill is recognized in profit or loss. An impairment loss recognized for goodwill is not reversed in subsequent periods.

Where goodwill has been allocated to a cash-generating unit and part of the operation within that unit is disposed of, the goodwill associated with the disposed operation is included in the carrying amount of the operation when determining the gain or loss on disposal. Goodwill disposed in these circumstances is measured based on the relative values of the disposed operation and the portion of the cash-generating unit retained.

If the initial accounting for a business combination is incomplete by the end of the reporting period in which the combination occurs, the Group reports provisional amounts for the items for which the accounting is incomplete. Those provisional amounts are adjusted through goodwill during the measurement period, or additional assets or liabilities are recognized, to reflect new information obtained about facts and circumstances that existed at the acquisition date that, if known, would have affected the amounts recognized at that date. These adjustments are called as measurement period adjustments. The measurement period does not exceed one year from the acquisition date.

23. Non-Controlling Interest

Non-controlling interest represent the proportion of income, other comprehensive income and net assets in subsidiaries that is not attributable to the Company's shareholders. Non-controlling interest is initially measured at the proportionate share of the recognized amounts of the acquiree's identifiable net assets. Subsequent to acquisition, the carrying amount of non-controlling interest is the amount of the interest at initial recognition plus the non-controlling interests' share of subsequent changes in equity.

III. NEW STANDARDS/AMENDMENTS AND OTHER CHANGES EFFECTIVE APRIL 1,2022 OR THEREAFTER

Ministry of Corporate Affairs notifies new standard or amendments to the existing standards. During the year, no new standard or modifications in existing standards have been notified which will be applicable from April 1, 2022, or thereafter.

IV. STANDARDS/AMENDMENTS AND OTHER CHANGES ISSUED BUT NOT YET EFFECTIVE

Ministry of Corporate Affairs notifies new standard or amendments to the existing standards. On 31st March 2023, vide Notification G.S.R. 242(E) dated 31st March 2023, modifications in existing standards have been notified which will be applicable from April 1, 2023, as below:

a. Ind AS 1 - Presentation of Financial Statements:

The amendment proposes the company to disclose material accounting policy information rather than significant accounting policy. An accounting policy information is material if, when considered together with other information included in an entity's financial statements, it can reasonably be expected to influence decisions that the primary users of general-purpose financial statements make on the basis of those financial statements. The effective date for adoption of this amendment is reporting periods beginning on or after April 1, 2023. The effect of this amendment is expected to be insignificant.

NOTES TO CONSOLIDATED FINANCIAL STATEMENTS**NOTE-1A: SIGNIFICANT ACCOUNTING POLICIES (Contd..)****b. Ind AS 8 - Accounting Policies, Changes in Accounting Estimates and Errors:**

The amendments propose new definition of "Accounting Estimates" which replaces the definition of "Change in Accounting Estimates". As per the new definition, "Accounting estimates are monetary amounts in financial statements that are subject to measurement uncertainty". The effective date of this amendment is reporting periods beginning on or after April 1, 2023. The effect of this amendment is expected to be insignificant.

c. Ind AS 12 - Income Taxes:

The amendment narrowed the scope of the initial recognition exemption so that it does not apply to transactions that give rise to equal and offsetting temporary differences in context to leases and decommissioning liabilities. Subsequently, post this amendment, the company need to recognize deferred tax asset and liability on lease and decommissioning liability. The effective date of this amendment is reporting periods beginning on or after April 1, 2023. The effect of this amendment is expected to be insignificant.

NOTES TO CONSOLIDATED FINANCIAL STATEMENTS

NOTE - 1B: SIGNIFICANT ACCOUNTING ESTIMATES & JUDGEMENTS

The preparation of the Group's financial statements requires management to make judgements, estimates and assumptions that affect the reported amounts of revenues, expenses, assets and liabilities, and the accompanying disclosures, and the disclosure of contingent liabilities. These include recognition and measurement of financial instruments, estimates of useful lives and residual value of Property, Plant and Equipment and intangible assets, valuation of inventories, measurement of recoverable amounts of cash-generating units, measurement of employee benefits, actuarial assumptions, provisions etc.

Uncertainty about these assumptions and estimates could result in outcomes that require a material adjustment to the carrying amount of assets or liabilities affected in future periods. The Group continually evaluates these estimates and assumptions based on the most recently available information. Revisions to accounting estimates are recognized prospectively in the Statement of Profit and Loss in the period in which the estimates are revised and in any future periods affected.

A. JUDGEMENTS

In the process of applying the Group's accounting policies, management has made the following judgements, which have the significant effect on the amounts recognised in the consolidated financial statements:

Materiality

Ind AS requires assessment of materiality for accounting and disclosure of various transactions in the financial statements. Accordingly, the Group assesses materiality limits for various items for accounting and disclosures and follows on a consistent basis. Overall materiality is also assessed based on various financial parameters such as Gross Block of assets, Net Block of Assets, Total Assets, Revenue and Profit Before Tax. The materiality limits are reviewed and approved by the Board of the Holding Company.

Oil & Gas Reserves

The determination of the group's estimated oil reserves requires significant judgements and estimates to be applied and these are regularly reviewed and updated. Reserves are estimated using independent reservoir engineering reports and factors such as the availability of geological and engineering data, reservoir performance data, acquisition, and divestment activity, drilling of new wells, and commodity prices all impact on the determination of the group's estimates of its oil reserves. Independent reservoir engineers perform evaluations of the Corporation's oil and natural gas reserves on an annual basis. The group determines its proved reserves estimates on the requirement of reasonable certainty with rigorous technical and commercial assessments based on conventional industry practice and regulatory requirements. Refer note-35 for related disclosure.

Intangible Asset under Development

Acquisition costs and drilling of exploratory well costs are capitalized as intangible asset under development and are reviewed at each reporting date to confirm that exploration drilling is still under way or work has been determined / under way to determine that the discovery is economically viable based on a range of technical & commercial considerations and for establishing development plans and timing, sufficient / reasonable progress is being made. If no future activity is planned on reasonable grounds / timeframes, Intangible asset under development and property acquisition costs is written off. Upon start of production from field and recognition of proved reserves, cost carried as intangible asset under development is transferred to producing properties. Also refer Note-35 for related disclosures.

Contingencies

Contingent liabilities may arise from the ordinary course of business in relation to claims against the Group, including legal, contractor, land access and other claims. By their nature, contingencies will be resolved only when one or more uncertain future events occur or fail to occur. The assessment of the existence, and potential quantum, of contingencies inherently involves the exercise of significant judgement and the use of estimates regarding the outcome of future events. Refer Note-37 for the related disclosures.

B. ESTIMATES AND ASSUMPTIONS

The key assumptions concerning the future and other key sources of estimation uncertainty at the reporting date, that have a significant risk of causing a material adjustment to the carrying amounts of assets and liabilities within the next financial year, are described below. Existing circumstances and assumptions about future developments, however, may change due to market changes or circumstances arising that are beyond the control of the Group. Such changes are reflected in the assumptions when they occur.

Defined benefit plans/Other Long term employee benefits

The cost of the defined benefit plans and other long term employee benefit plans are determined using actuarial valuations. An actuarial valuation involves making various assumptions that may differ from actual developments in the future. These include the determination of the discount rate; future salary increases and mortality rates. Due to the complexities involved in the valuation and its long-term nature, a defined benefit obligation is highly sensitive to changes in these assumptions. All assumptions are reviewed at each reporting date.

The parameter most subject to change is the discount rate. The management considers the interest rates of government securities based on expected settlement period of various plans.

NOTES TO CONSOLIDATED FINANCIAL STATEMENTS

NOTE - 1B: SIGNIFICANT ACCOUNTING ESTIMATES & JUDGEMENTS (Contd..)

Further details about various employee benefit obligations are given in Note 36.

Fair value measurement of financial instruments

When the fair values of financial assets and financial liabilities recorded in the balance sheet cannot be measured based on quoted prices in active markets, their fair value is measured using valuation techniques including the discounted cash flow (DCF) model based on level-2 and level-3 inputs. The inputs to these models are taken from observable markets where possible, but where this is not feasible, a degree of judgement is required in establishing fair values. Judgements include considerations of inputs such as price estimates, volume estimates, rate estimates etc. Changes in assumptions about these factors could affect the reported fair value of financial instruments. Also refer Note 40 for further disclosures of estimates and assumptions.

Impairment of Financial Assets

The impairment provisions for trade receivables are made considering simplified approach based on assumptions about risk of default and expected loss rates. The Group uses judgement in making these assumptions and selecting the inputs to the impairment calculation based on the company's past history and other factors at the end of each reporting period. In case of other financial assets, the Group applies

general approach for recognition of impairment losses wherein the Group uses judgement in considering the probability of default upon initial recognition and whether there has been a significant increase in credit risk on an ongoing basis throughout each reporting period. Also refer Note-41 for impairment analysis and provision.

Provision for decommissioning

At the end of the operating life of the Corporation's facilities and properties and upon retirement of its oil and natural gas assets, decommissioning costs will be incurred. Estimates of these costs are subject to uncertainty associated with the method, timing, and extent of future decommissioning activities. The liability, related asset and expense are impacted by estimates with respect to the costs and timing of decommissioning. Refer note-18 for the provisions in respect of decommissioning cost.

Income Taxes

The Group uses estimates and judgements based on the relevant facts, circumstances, present and past experience, rulings, and new pronouncements while determining the provision for income tax. A deferred tax asset is recognised to the extent that it is probable that future taxable profit will be available against which the deductible temporary differences and tax losses can be utilised.

NOTES TO CONSOLIDATED FINANCIAL STATEMENTS

NOTE - 2: PROPERTY PLANT AND EQUIPMENT

Current Year

(₹ in crore)

Particulars	Land - Freehold	Buildings, Roads etc.	Plant And Equipment	Office Equipments	Transport Equipment	Furniture & Fixtures	Railway Sidings	Drainage, Sewage and Water Supply System	Producing Properties	Right of Use Assets (ROU)	Total
	(Refer A&D)	(Refer B&D)								(Refer D)	
Gross Block as at April 01, 2022	3,820.96	19,746.20	1,64,666.68	2,469.51	111.75	901.82	203.23	1,295.84	9,506.01	12,622.86	2,15,344.86
Additions during the year	131.20	218.70	4,193.68	366.40	5.18	69.19	0.88	14.64	233.20	3,028.34	8,261.41
Transfers from construction work-in-progress	-	2,338.33	21,572.27	170.99	1.88	218.05	112.23	19.90	664.41	-	25,098.06
Disposals/Deductions /Transfers/ Reclassifications/FCTR	(22.75)	(248.97)	(2,247.71)	(212.36)	0.86	1,209.66	(0.17)	(0.48)	122.41	(1,185.99)	(2,585.50)
Gross Block as at March 31, 2023	3,929.41	22,054.26	1,88,184.92	2,794.54	119.67	2,398.72	316.17	1,329.90	10,526.03	14,465.21	2,46,118.83
Depreciation & Amortisation as at April 01, 2022	-	4,819.95	43,893.45	1,487.86	49.98	455.97	75.05	312.21	3,049.68	3,461.72	57,605.87
Depreciation & Amortisation during the year (Refer C)	-	1,049.68	8,374.30	383.23	9.14	253.32	18.57	52.10	618.26	2,172.83	12,931.43
Disposals/Deductions /Transfers/ Reclassifications/FCTR	-	(44.97)	(1,202.84)	(149.99)	0.04	683.42	0.44	(0.43)	105.32	(907.19)	(1,516.20)
Depreciation & Amortisation as at March 31, 2023	-	5,824.66	51,064.91	1,721.10	59.16	1,392.71	94.06	363.88	3,773.26	4,727.36	69,021.10
Impairment Loss as at April 01, 2022	-	16.16	165.88	-	-	-	-	0.27	361.70	-	544.01
Impairment Loss during the year	-	-	15.84	-	-	-	-	-	-	3.10	18.94
Impairment Loss reversed during the year/ FCTR	-	(5.34)	(0.75)	-	-	-	-	-	8.82	-	2.73
Impairment Loss as at March 31, 2023	-	10.82	180.97	-	-	-	-	0.27	370.52	3.10	565.68
Net Block as at March 31, 2023	3,929.41	16,218.78	1,36,939.04	1,073.44	60.51	1,006.01	222.11	965.75	6,382.25	9,734.75	1,76,532.05

NOTE - 2: PROPERTY, PLANT AND EQUIPMENT (Contd..)

Previous Year

(₹ in crore)											
Particulars	Land - Freehold	Buildings, Roads etc.	Plant And Equipment	Office Equipments	Transport Equipment	Furniture & Fixtures	Railway Sidings	Drainage, Sewage and Water Supply System	Producing Properties	Right of Use Assets (ROU)	Total
Gross Block											
Gross Block as at April 01, 2021	3,780.97	17,114.99	1,55,456.73	2,188.13	104.21	802.02	199.02	1,284.12	8,449.01	11,592.81	2,00,972.01
Additions during the year	61.56	214.92	3,889.33	200.74	6.23	31.24	1.24	11.84	258.79	2,402.01	7,077.90
Transfers from construction work-in-progress	7.10	2,260.49	5,759.27	178.41	3.29	87.68	7.40	0.14	457.15	-	8,760.93
Disposals/ Deductions /Transfers/ Reclassifications/FCTR	(28.67)	155.80	(438.65)	(97.77)	(1.98)	(19.12)	(4.43)	(0.26)	341.06	(1,371.96)	(1,465.98)
Gross Block as at March 31, 2022	3,820.96	19,746.20	1,64,666.68	2,469.51	111.75	901.82	203.23	1,295.84	9,506.01	12,622.86	2,15,344.86
Depreciation & Amortisation											
Depreciation & Amortisation as at April 01, 2021	-	3,874.04	36,234.47	1,214.06	42.99	391.01	63.60	261.52	2,303.63	2,418.22	46,803.54
Depreciation & Amortisation during the year (Refer C)	-	991.16	8,116.36	359.36	8.16	78.40	13.62	50.69	643.81	1,653.63	11,915.19
Disposals/Deductions /Transfers/ Reclassifications/FCTR	-	(45.25)	(457.38)	(85.56)	(1.17)	(13.44)	(2.17)	-	102.24	(610.13)	(1,112.86)
Depreciation & Amortisation as at March 31, 2022	-	4,819.95	43,893.45	1,487.86	49.98	455.97	75.05	312.21	3,049.68	3,461.72	57,605.87
Impairment (Refer E)											
Total Impairment as at April 01, 2021	-	19.01	103.28	-	-	-	-	0.27	347.52	-	470.08
Impairment Loss during the year	-	-	82.55	-	-	-	-	-	-	-	82.55
Impairment Loss reversed during the year/ FCTR	-	(2.85)	(19.95)	-	-	-	-	-	14.18	-	(8.62)
Total Impairment as at March 31, 2022	-	16.16	165.88	-	-	-	-	0.27	361.70	-	544.01
Net Block as at March 31, 2022	3,820.96	14,910.09	1,20,607.35	981.65	61.77	445.85	128.18	983.36	6,094.63	9,161.14	1,57,194.98

NOTES TO CONSOLIDATED FINANCIAL STATEMENTS**NOTE - 2: PROPERTY, PLANT AND EQUIPMENT (Contd..)**

- A. i) Freehold Land includes ₹1.61 crore (2022: ₹1.61 crore) lying vacant due to title disputes/litigation.
- ii) Out of the Freehold land measuring 1364.01 acres at Mathura and Agra regions, land measuring 50 acres (approx) has been acquired by NHAI as a part of the NH2 widening project for which the determination of value of compensation is pending. Accordingly, the value of land amounting to ₹1.18 crore is continued to be included in Freehold land.
- iii) Freehold Land of 490 acres at Guwahati Refinery includes land parcel of approx. 32.39 acres (Costing ₹0.05 crore) on which public roads, drains etc. have been constructed by PWD, Govt. of Assam.
- iv) Freehold Land includes ₹41.75 crore of compensation paid in respect of land at Panipat Refinery as per District and High court orders of earlier dates, which was later quashed by subsequent High Court order dated 18.12.2019. Since, the process of recovery of compensation already paid, has been stayed by Hon'ble Supreme Court vide order dated 21.09.2020, necessary adjustment shall be made in the cost of the land upon actual recovery, if any.
- B. i) Buildings include ₹0.01 crore (2022: ₹0.01 crore) towards 1605 (2022: 1605) nos. of shares in Co-operative Housing Societies towards membership of such societies for purchase of flats.
- ii) Includes Roads, Bridges etc. (i.e. Assets other than Building) of Gross block amounting to ₹6077.96 crore (2022: ₹5122.57 crore) and net block amounting to ₹3302.68 crore (2022: ₹2834.91 crore) .
- C. Depreciation and amortisation for the year includes ₹61.48 crore (2022: ₹11.59 crore) relating to construction period expenses shown in Note-2.2
- D. Land and Buildings (Including ROU Asset) include ₹899.55 crore (2022: ₹742.37 crore) in respect of which Title/ Lease Deeds are pending for execution or renewal.
- E. During the year, Parent Company has provided an impairment loss in the Statement of Profit and Loss under the Head 'Depreciation, Amortisation and Impairment on Tangible Assets' on windmills in Rajasthan of ₹18.94 crore (2022: ₹82.55 crore) considering uncertainty over avilment of eligible Renewable Energy Certificates (REC) and retaining tariff of ₹ 3.14/Kwh as per RRECL order dated 05.03.2019.
- F. Hitherto, the estimated residual value of LPG cylinders (other than composite cylinders) and Pressure Regulators was considered as 15% of original cost. Based on realization of scrap value in recent past, the estimated residual value of those assets has been increased from 15% to 25% of original cost effective from April 01, 2022. The impact on account of above change is reduction in depreciation charge by ₹293.08 crore in FY 2022-23 which will be offset over future periods in the Statement of Profit & Loss.
- G. During the year, classification of Retail Visual Identity (RVI) elements has been reviewed and some of the items having gross block of ₹1,213.06 crore classified under Buildings, Plant & Equipment and Office Equipments have been reclassified as 'Furniture and Fixtures.' The impact on account of this change is increase in depreciation charge by ₹ 61.31 crore during FY 2022-23 which will be offset over future periods in the Statement of Profit & Loss.
- H. Railways had claimed transfer of ownership of certain assets provided by the Parent Company at Railway premises which was not accepted in prior years by the Parent Company and the said assets were continued to be part of Plant, Property & Equipment of the Parent Company. Railways, in its latest tender has asserted its position on ownership of these assets and has again maintained status quo in their earlier stand/position during FY 2022-23. Management has accepted Railways' contention in view of the continued business relation. Consequently, assets amounting to ₹81.26 crore (WDV as on 01.04.2022) has been derecognized and charged to loss on sale/disposal of assets during the year.
- I. For further details regarding ROU Assets, refer 'Note - 37'.
- J. In accordance with the requirements prescribed under Schedule II to Companies Act, 2013, the Group has adopted useful lives as prescribed in that schedule except in some cases as per point no. 2.4.1 of significant accounting policies (Note-1).

NOTES TO CONSOLIDATED FINANCIAL STATEMENTS**NOTE - 2: PROPERTY, PLANT AND EQUIPMENT (Contd..)****Details of assets given on operating lease included in Property, Plant and Equipment:**

Asset Particulars	Gross Block	Accumulated Depreciation & Amortisation	Accumulated Impairment Loss	(₹ in crore)	
				W.D.V. as at 31-03-2023	W.D.V. as at 31-03-2022
Land - Freehold	17.39	-	-	17.39	19.25
ROU Asset (Land - Leasehold)	78.31	9.96	-	68.35	71.19
Buildings	164.23	35.11	0.17	128.95	135.29
Plant and Equipment	286.06	45.43	-	240.63	256.25
Office Equipment	12.74	7.23	-	5.51	8.00
Furniture	1.47	0.53	-	0.94	1.09
Drainage, Sewage & Water Supply	1.54	0.11	-	1.43	-

Details of Group's share of Jointly Owned Assets included in Property, Plant and Equipment:

Asset Particulars	Name of Joint Owner*	Gross Block	Accumulated Depreciation & Amortisation	Accumulated Impairment Loss	(₹ in crore)	
					W.D.V. as at 31-03-2023	W.D.V. as at 31-03-2022
Land - Freehold	HPCL, BPCL	1.59	-	-	1.59	1.59
ROU Asset (Land - Leasehold)	BPCL	0.05	-	-	0.05	0.05
Buildings	HPCL, BPCL, Others	57.90	19.68	-	38.22	34.90
Plant and Equipment	HPCL, BPCL, RIL, Others	72.45	26.24	-	46.21	42.06
Office Equipments	BPCL	0.51	0.30	-	0.21	0.21
Railway Sidings	HPCL, BPCL	16.50	7.45	-	9.05	10.60
Drainage, Sewage & Water Supply	HPCL, BPCL, GSFC	0.45	0.09	-	0.36	0.36
Total		149.45	53.76	-	95.69	89.77

* HPCL: Hindustan Petroleum Corporation Ltd, BPCL: Bharat Petroleum Corporation Ltd, GSFC: Gujarat State Fertilizers & Chemicals Ltd., RIL: Reliance Industries Ltd.

Additions to Gross Block Includes:

Asset Particulars	(₹ in crore)			
	Exchange Fluctuation		Borrowing Cost	
	2022-23	2021-22	2022-23	2021-22
Buildings	6.37	5.07	32.41	23.65
Plant and Equipment	346.94	247.11	1,056.58	68.64
Office Equipments	0.14	0.06	0.24	0.04
Furniture & Fixtures	-	-	0.10	0.05
Railway Sidings	-	-	3.76	-
Drainage, Sewage & Water Supply	14.63	11.84	5.15	0.34
Total	368.08	264.08	1,098.24	92.72

NOTES TO CONSOLIDATED FINANCIAL STATEMENTS

NOTE - 2.1: CAPITAL WORK IN PROGRESS

Current Year

(₹ in crore)

Particulars	Construction Work in Progress - Tangible Assets	Capital Stores	Capital Goods in Transit	Construction Period Expenses pending allocation	Total
	Refer A	Refer B			
Balance as at beginning of the year	34,872.55	5,456.92	545.82	3,359.54	44,234.83
Additions during the year	21,963.66	6,397.74	1,262.55	-	29,623.95
Net expenditure during the year (Note - 2.2)	-	-	-	2,404.51	2,404.51
Transfer to Property, Plant and Equipment (Note 2)	(25,098.06)	-	-	-	(25,098.06)
Transfer to Property, Plant and Equipment - Direct Addition (Note 2)	-	-	(4.12)	-	(4.12)
Transfer to Statement of Profit and Loss	(1.14)	(0.05)	-	-	(1.19)
Other Allocation/Adjustment during the year	3,037.68	(3,346.88)	(678.13)	(2,410.63)	(3,397.96)
	34,774.69	8,507.73	1,126.12	3,353.42	47,761.96
Provision for Capital Losses	(189.58)	(22.30)	-	-	(211.88)
Balance as at end of the year	34,585.11	8,485.43	1,126.12	3,353.42	47,550.08

Previous Year

(₹ in crore)

Particulars	Construction Work in Progress - Tangible Assets	Capital Stores	Capital Goods in Transit	Construction Period Expenses pending allocation	Total
	Refer A	Refer B			
Balance as at beginning of the year	25,832.42	4,406.37	754.28	2,169.11	33,162.18
Additions during the year	16,888.53	3,288.06	572.80	-	20,749.39
Net expenditure during the year (Note - 2.2)	-	-	-	1,593.02	1,593.02
Transfer to Property, Plant and Equipment (Note 2)	(8,760.93)	-	-	-	(8,760.93)
Transfer to Property, Plant and Equipment - Direct Addition (Note 2)	-	-	(10.41)	-	(10.41)
Transfer to Statement of Profit and Loss	(5.57)	-	-	-	(5.57)
Other Allocation/Adjustment during the year	918.10	(2,237.51)	(770.85)	(402.59)	(2,492.85)
	34,872.55	5,456.92	545.82	3,359.54	44,234.83
Provision for Capital Losses	(165.32)	(19.69)	-	-	(185.01)
Balance as at end of the year	34,707.23	5,437.23	545.82	3,359.54	44,049.82

A. Includes ₹497.04 crore (2022:₹461.87 crore) towards Capital Expenditure relating to ongoing Oil & Gas Exploration & Production activities

B. Includes ₹260.05 crore (2022:₹392.84 crore) towards Stock lying with Contractors

Ageing of Capital Work in Progress

(₹ in crore)

Particulars	Amount of CWIP for a period of				Total
	Less than 1 year	1-2 years	2-3 years	More than 3 years	
Current Year					
i) Projects in Progress	27,279.18	11,919.66	5,159.84	3,224.82	47,583.50
ii) Projects temporarily suspended	0.60	2.35	16.88	158.63	178.46
Total	27,279.78	11,922.01	5,176.72	3,383.45	47,761.96
Previous Year					
i) Projects in Progress	19,333.86	14,543.44	7,043.21	3,136.94	44,057.45
ii) Projects temporarily suspended	1.78	16.97	7.48	151.15	177.38
Total	19,335.64	14,560.41	7,050.69	3,288.09	44,234.83

NOTES TO CONSOLIDATED FINANCIAL STATEMENTS

NOTE - 2.1: CAPITAL WORK IN PROGRESS (Contd..)

Completion schedule of Capital Work in Progress for Projects where completion is overdue or cost has exceeded its original plan

(₹ in crore)

Particulars	To be completed in			
	Less than 1 year	1-2 years	2-3 years	More than 3 years
Current Year				
i) Projects in Progress				
- Fuel Quality Upgradation Project	2,150.23	-	-	-
- Infrastructure development to facilitate import of Grid power	556.93	-	-	-
- 2G Ethanol Plant at Panipat Refinery	595.30	-	-	-
- Ethanol production from PSA Off gas at Panipat Refinery	157.37	-	-	-
- Catalyst Manufacturing Unit at Panipat Refinery	241.43	-	-	-
- NCU Expansion at Panipat Refinery	649.90	-	-	-
- PX/PTA Expansion at Panipat Refinery	628.52	-	-	-
- Infrastructure at Dumad for Koyali Ahmednagar Solapur Pipeline (KASPL)	207.85	-	-	-
- Additional Tankages Project at Paradip Refinery	375.10	-	-	-
- MEG Project at Paradip Refinery	177.34	-	-	-
- Acrylics / Oxo Alcohol Project	2,613.86	-	-	-
- Catalytic Dewaxing Unit	526.37	-	-	-
- Infrastructure for utilization of Natural Gas	129.43	-	-	-
- Installation of Standby SRU Train	171.24	-	-	-
- 30" Haldia-Barauni Crude oil pipeline and conversion of existing 18" Haldia-Barauni section to Product & Gas service	2,617.23	-	-	-
- Ennore Tuticorin Bengaluru Natural Gas Pipeline**	2,219.91	-	-	-
- Koyali Ahmednagar Solapur Pipeline	867.89	-	-	-
- Paradip-Hyderabad Pipeline	767.47	-	-	-
- Replacement of existing Twin 42" Offshore Pipelines at Vadinar along with two existing Pipeline end manifolds and one old Buoy	625.81	-	-	-
- Paradip-Somnathpur-Haldia Pipeline	497.73	-	-	-
- Augmentation of PHDPL and its extension upto Patna and Muzaffarpur	338.82	-	-	-
- Muzaffarpur-Motihari LPG Pipeline	188.75	-	-	-
- Cochin LPG Import facility	662.30	-	-	-
- LPG Import Facility at Paradip	615.00	-	-	-
- Augmentation of Kandla LPG Import Terminal	306.72	-	-	-
- POL Terminal at Atchutapuram	272.85	-	-	-
- TOP at Solapur Depot	256.52	-	-	-
- Vizag Terminal Revamping	50.00	101.48	-	-
- KASO Admin Building, Guest House, Quarters & Transit	124.24	-	-	-
- LPG BP at Kharagpur	103.54	-	-	-
- BK-CBM-2001/1	250.32	-	-	-
- NK-CBM-2001/1	-	-	124.42	-
- RESID-COKE Handling System	274.82	-	-	-
- Others Projects *	1,918.24	78.87	1.81	3.08
Total	22,139.04	180.35	126.23	3.08
ii) Projects temporarily suspended				
- 80 TPH Petcoke Fired Boiler Project at Guwahati Refinery	-	-	-	120.92
- Others Projects *	16.74	-	-	39.92
Total	16.74	-	-	160.84

* Projects with actual expenditure less than ₹100 crore have been clubbed under Others Projects

** CBR-Trichy Product Pipeline reported during previous year is now considered and reported together as part of ETBPL projects

NOTES TO CONSOLIDATED FINANCIAL STATEMENTS

NOTE - 2.1: CAPITAL WORK IN PROGRESS (Contd..)

Completion schedule of Capital Work in Progress for Projects where completion is overdue or cost has exceeded its original plan

(₹ in crore)

Particulars	To be completed in			
	Less than 1 year	1-2 years	2-3 years	More than 3 years
Previous Year				
i) Projects in Progress				
- Fuel Quality Upgradation Project	3,404.73	-	-	-
- Indjet Unit at Barauni Refinery	128.32	-	-	-
- Infrastructure development to facilitate import of Grid power	420.22	-	-	-
- 2G Ethanol Plant at Panipat Refinery	548.44	-	-	-
- Ethanol production from PSA Off gas at Panipat Refinery	539.29	-	-	-
- Catalyst Manufacturing Unit at Panipat Refinery	162.87	-	-	-
- NCU Expansion at Panipat Refinery	878.11	-	-	-
- PX/PTA Expansion at Panipat Refinery	383.95	-	-	-
- Infrastructure at Dumad for Koyali Ahmednagar Solapur Pipeline (KASPL)	292.54	-	-	-
- Additional Tankages Project at Paradip Refinery	201.34	-	-	-
- MEG Project at Paradip Refinery	3,666.69	-	-	-
- CBR-Trichy Product Pipeline**	108.26	-	-	-
- Paradip - Hyderabad Pipeline	2,783.26	-	-	-
- Augmentation of PHDPL and its extension upto Patna and Muzaffarpur	1,488.56	-	-	-
- Koyali - Ahmednagar-Sholapur Pipeline	1,542.71	-	-	-
- Ennore-Thiruvallur-Bengaluru-Puducherry-Nagapattinam-Madurai-Tuticorin Gas Pipeline	3,585.20	-	-	-
- Augmentation of Chennai Trichy Madurai Pipeline	80.25	-	-	-
- Paradip-Somnathpur-Haldia Pipeline	818.51	-	-	-
- 30" OD Crude Oil Pipeline in H-B section of PHBPL and Conversion of existing 18" twin pipelines in H-B section from crude to Product & Gas service	2,224.08	-	-	-
- LPG Import Facility At Paradip	593.93	-	-	-
- Cochin LPG Import facility	488.02	-	-	-
- Augmentation of Ratlam Terminal Project	252.79	-	-	-
- POL Terminal at Atchutapuram	233.14	-	-	-
- TOP at Solapur Depot	231.92	-	-	-
- Pipeline TOP at Asaur	216.81	-	-	-
- POL Terminal at Motihari	196.40	-	-	-
- Guntakal Railfed Depot	180.20	-	-	-
- Motihari LPG Bottling Plant	168.87	-	-	-
- TOP at Ahemdngar Depot	167.44	-	-	-
- TOP on PHPL at Vijayawada	152.86	-	-	-
- TOP at Manmad Terminal	149.48	-	-	-
- Railhead depot at Silchar (Assam)	123.08	-	-	-
- BK-CBM-2001/1	220.73	-	-	-
- NK-CBM-2001/1	-	109.31	-	-
- BS VI Projects	921.45	-	-	-
- RESID-COKE Handling System	223.41	-	-	-
- Cooling Tower	42.90	-	-	-
- Others Projects *	1,815.38	9.84	0.02	-
Total	29,636.15	119.15	0.02	-
ii) Projects temporarily suspended				
- 80 TPH Petcoke Fired Boiler Project				120.38
- Others Projects *	16.07	0.30	0.47	39.92
Total	16.07	0.30	0.47	160.30

* Projects with actual expenditure less than ₹100 crore have been clubbed under Others Projects

** CBR-Trichy Product Pipeline reported during previous year is now considered and reported together as part of ETBPL projects

NOTES TO CONSOLIDATED FINANCIAL STATEMENTS

Note - 2.2: CONSTRUCTION PERIOD EXPENSES (NET) DURING THE YEAR

Particulars	(₹ in crore)	
	March 31, 2023	March 31, 2022
Employee Benefit Expenses	445.26	477.68
Repairs and Maintenance	6.29	6.61
Consumption of Stores and Spares	0.02	0.16
Power & Fuel	97.05	8.34
Rent	31.80	13.21
Rates and Taxes	5.63	1.55
Travelling Expenses	60.48	63.27
Communication Expenses	1.69	1.75
Printing and Stationery	1.19	0.87
Electricity and Water Charges	9.97	3.64
Bank Charges	0.04	0.11
Technical Assistance Fees	0.79	3.89
Finance Costs	1,497.42	968.29
Depreciation, Amortisation and Impairment on :		
Property, Plant and Equipment	61.48	11.59
Intangible Assets	-	0.11
Start Up/ Trial Run Expenses (Net of revenue)	153.61	0.98
Others	86.57	55.03
Total Expenses	2,459.29	1,617.08
Less : Recoveries	54.78	24.06
Net Expenditure during the year	2,404.51	1,593.02

A. Rate of Specific borrowing eligible for capitalisation is 1.08% to 8.04% (2022: 1.11% to 7.41%)

NOTE - 3: INTANGIBLE ASSETS

Current Year

		(₹ in crore)			
		Right of Way	Licenses	Computer Software	Total
GROSS BLOCK	Gross Block as at April 01, 2022	1,380.44	3,346.37	427.21	5,154.02
	Additions during the year	76.85	0.30	33.49	110.64
	Transfers from Intangible Assets under Development	-	296.75	35.55	332.30
	Disposals/Deductions/Transfers/Reclassifications/FCTR	-	142.11	(0.94)	141.17
	Gross Block as at March 31, 2023	1,457.29	3,785.53	495.31	5,738.13
DEPRECIATION, AMORTISATION AND IMPAIRMENT	Total Amortisation as at April 01, 2022	23.17	1,102.05	319.68	1,444.90
	Amortisation during the year	0.47	214.29	77.40	292.16
	Disposals/Deductions/Transfers/Reclassifications/FCTR	-	60.45	2.49	62.94
	Total Amortisation as at March 31, 2023	23.64	1,376.79	399.57	1,800.00
	Total Impairment as at April 01, 2022	0.27	390.52	-	390.79
	Impairment Loss during the year	-	-	-	-
	Impairment Loss reversed during the year	-	32.86	-	32.86
	Total Impairment as at March 31, 2023	0.27	423.38	-	423.65
	Net Block as at March 31, 2023	1,433.38	1,985.36	95.74	3,514.48

NOTES TO CONSOLIDATED FINANCIAL STATEMENTS

NOTE - 3: INTANGIBLE ASSETS (Contd..)

Previous Year

		(₹ in crore)			
		Right of Way	Licenses	Computer Software	Total
GROSS BLOCK	Gross Block as at April 01, 2021	1,270.30	3,193.31	374.36	4,837.97
	Additions during the year	110.14	13.21	22.53	145.88
	Transfers from Intangible Assets under Development	-	86.68	42.44	129.12
	Disposals/Deductions/Transfers/Reclassifications/FCTR	-	53.17	(12.12)	41.05
Gross Block as at March 31, 2022		1,380.44	3,346.37	427.21	5,154.02
DEPRECIATION, AMORTISATION AND IMPAIRMENT	Amortisation as at April 01, 2021	19.37	800.25	256.00	1,075.62
	Amortisation during the year	3.80	282.13	75.61	361.54
	Disposals/Deductions/Transfers/Reclassifications/FCTR	-	19.67	(11.93)	7.74
	Amortisation as at March 31, 2022	23.17	1,102.05	319.68	1,444.90
	Impairment Loss as at April 01, 2021	0.27	376.70	0.02	376.99
	Impairment Loss during the year	-	-	-	-
	Impairment Loss reversed during the year	-	13.82	(0.02)	13.80
Impairment Loss as at March 31, 2022		0.27	390.52	-	390.79
Net Block as at March 31, 2022		1,357.00	1,853.80	107.53	3,318.33

A. Amortisation for the year includes Nil (2022: ₹0.11 crore) relating to construction period expenses taken to Note 2.2

B. Net Block of Intangible assets with indefinite useful life:

		(₹ in crore)	
Particulars	March 31, 2023	March 31, 2022	
Right of Way	1,430.76	1,353.91	

Right of way for laying pipelines are acquired on a perpetual basis.

NOTE - 3.1: INTANGIBLE ASSETS UNDER DEVELOPMENT

Current Year

		(₹ in crore)
Particulars	Total	
Balance as at beginning of the year	6,261.34	
Net expenditure during the year	1,143.70	
Transfer to Intangible Assets (Note 3)	(332.30)	
Other Allocation/Adjustment during the year	(640.27)	
	6,432.47	
Provision for Loss	(2,849.08)	
Balance as at end of the year	3,583.39	

Previous Year

		(₹ in crore)
Particulars	Total	
Balance as at beginning of the year	5,975.65	
Net expenditure during the year	524.81	
Transfer to Intangible Assets (Note 3)	(129.12)	
Other Allocation/Adjustment during the year	(110.00)	
	6,261.34	
Provision for Loss	(2,841.89)	
Balance as at end of the year	3,419.45	

Intangible assets under development are mainly in the nature of Exploration & Production Blocks and Licences & Computer Softwares. Amount above Includes ₹2021.23 crore (2022: ₹1953.03 crore) towards Capital Expenditure (Net) relating to ongoing Oil & Gas Exploration & Production activities

NOTES TO CONSOLIDATED FINANCIAL STATEMENTS

NOTE - 3.1: INTANGIBLE ASSETS UNDER DEVELOPMENT (Contd..)

Ageing of Intangible Assets under Development

(₹ in crore)

Particulars	Amount of Intangible Assets under Development for a period of				Total
	Less than 1 year	1-2 years	2-3 years	More than 3 years	
Current Year					
i) Projects in Progress	430.12	129.04	322.48	5,071.89	5,953.53
ii) Projects temporarily suspended	-	0.28	11.35	467.31	478.94
Total	430.12	129.32	333.83	5,539.20	6,432.47
Previous Year					
i) Projects in Progress	113.50	653.26	365.36	4,650.28	5,782.40
ii) Projects temporarily suspended	0.28	11.35	60.82	406.49	478.94
Total	113.78	664.61	426.18	5,056.77	6,261.34

Completion schedule of Intangible Assets under Development for Projects where completion is overdue or cost has exceeded its original plan

(₹ in crore)

Particulars	To be completed in			
	Less than 1 year	1-2 years	2-3 years	More than 3 years
Current Year				
i) Projects in Progress				
- NCU Expansion at Panipat Refinery	48.53			
- Acrlycs/ OXO Alcohol project at Gujarat Refinery	189.18			
- Fuel Quality Upgradation Project	45.96			
- PX/PTA Expansion at Panipat	97.11			
- Catalytic Dewaxing Unit	43.10			
- 2G Ethanol Plant at Panipat	10.14			
- BK-CBM-2001/1	30.86			
- NK-CBM-2001/1			25.25	
- Shakthi Gabon				161.44
- Others *	5.50	61.74	-	-
Total	470.38	61.74	25.25	161.44
ii) Projects temporarily suspended				
- Residue Upgradation Project at Mathura Refinery				132.21
- Farsi, Iran				126.26
- Others *	-	-	-	220.46
Total	-	-	-	478.93
Previous Year				
i) Projects in Progress				
- NCU Expansion at Panipat Refinery	107.97			
- Acrlycs/ OXO Alcohol project at Gujarat Refinery		204.70		
- Fuel Quality Upgradation Project	43.84			
- PX/PTA Expansion at Panipat	93.81			
- 2G Ethanol Plant at Panipat	9.84			
- Ethanol production from PSA Off gas at Panipat Refinery	11.99			
- MEG Project	67.20			
- Indjet Unit at Barauni Refinery	3.15			
- Shakthi Gabon			148.77	
- Others *	33.70	25.25	-	-
Total	371.50	229.95	148.77	-
ii) Projects temporarily suspended				
- Residue Upgradation Project at Mathura Refinery				132.21
- Farsi, Iran				126.26
- Others *	-	-	0.28	220.18
Total	-	-	0.28	478.65

* Projects with actual expenditure less than ₹100 crore have been clubbed under Others Projects

NOTES TO CONSOLIDATED FINANCIAL STATEMENTS

NOTE - 4: INVESTMENTS

Particulars	Investment Currency	Face Value/ Paid up Value	March 31, 2023		March 31, 2022	
			Number	Carrying Value (₹ in crore)	Number	Carrying Value (₹ in crore)
NON-CURRENT INVESTMENTS :						
I In Equity Shares						
A In Associates (Equity Method*):						
Quoted:						
Petronet LNG Limited	Indian Rupees	10	187500000	1,908.07	187500000	1,708.51
Unquoted:						
Avi-Oil India Private Limited	Indian Rupees	10	4500000	22.24	4500000	18.84
Petronet India Limited (under liquidation)	Indian Rupees	0.10	18000000	0.47	18000000	0.47
Petronet VK Limited	Indian Rupees	10	50000000	0.02	50000000	0.02
Sub-total: (I)(A)				1,930.80		1,727.84
B In Joint Ventures (Equity Method*):						
Unquoted:						
IndianOil Adani Ventures Limited (Formerly known as Indian Oiltanking Limited)	Indian Rupees	10	494828289	760.01	494828289	715.97
Lubrizol India Private Limited	Indian Rupees	100	499200	179.82	499200	178.28
Indian Oil Petronas Private Limited	Indian Rupees	10	134000000	691.53	134000000	607.18
Petronet CI Limited (under liquidation)	Indian Rupees	10	3744000	-	3744000	-
Green Gas Limited	Indian Rupees	10	23047250	201.53	23047250	195.06
IndianOil SkyTanking Private Limited	Indian Rupees	10	25950000	121.46	25950000	91.05
Suntera Nigeria 205 Limited	Naira	1	2500000	-	2500000	-
Delhi Aviation Fuel Facility Private Limited	Indian Rupees	10	60680000	95.96	60680000	90.00
Indian Synthetic Rubbers Private Limited	Indian Rupees	10	222861375	371.54	222861375	318.67
NPCIL-IndianOil Nuclear Energy Corporation Limited	Indian Rupees	10	260000	0.39	260000	0.38
GSPL India Gasnet Limited	Indian Rupees	10	491925030	458.29	491925030	499.76
GSPL India Transco Limited	Indian Rupees	10	157820000	87.67	157820000	90.76
Indian Oil Adani Gas Private Limited	Indian Rupees	10	653365000	660.06	631190000	619.82
Mumbai Aviation Fuel Farm Facility Private Limited	Indian Rupees	10	52918750	102.65	52918750	94.64
Kochi Salem Pipeline Private Limited	Indian Rupees	10	550000000	534.54	275000000	260.38
IndianOil LNG Private Limited ^a	Indian Rupees	10	4500	-	4500	-
Hindustan Urvarak and Rasayan Limited	Indian Rupees	10	2295955000	2,269.89	1629415000	1,621.43
Ratnagiri Refineries & Petrochemicals Limited	Indian Rupees	10	100000000	55.94	100000000	59.41
Indradhanush Gas Grid Limited	Indian Rupees	10	198000000	199.78	85000000	82.31
IHB Limited	Indian Rupees	10	1529000000	1,525.43	1029000000	1,027.92
IndianOil Total Private Limited	Indian Rupees	10	22500000	22.57	15000000	13.51
IOC Phinergy Private Limited	Indian Rupees	10	1717500	0.54	562500	0.34
Paradeep Plastic Park Limited	Indian Rupees	10	32720000	32.92	32720000	32.69
Indian Additives Limited	Indian Rupees	100	1183401	205.95	1183401	208.44
National Aromatics and Petrochemical Corporation Limited	Indian Rupees	10	25000	-	25000	-
VANKOR India Pte Limited	USD	1	568968589	4,157.19	568968589	4,335.88
TAAS India Pte Limited	USD	1	407941730	2,984.79	407941730	3,283.08

NOTES TO CONSOLIDATED FINANCIAL STATEMENTS

NOTE - 4: INVESTMENTS (Contd..)

Particulars	Investment Currency	Face Value/ Paid up Value	March 31, 2023		March 31, 2022	
			Number	Carrying Value (₹ in crore)	Number	Carrying Value (₹ in crore)
Urja Bharat Pte. Limited	USD	1	37500100	236.11	32500100	140.05
Bharat Energy Office LLC	RUB	1000000	1	0.54	-	0.76
Falcon Oil & Gas BV	USD	1	30	132.99	30	39.39
Beximco IOC Petroleum & Energy Limited	Bangladeshi Taka	10	1113250	0.45	50000	-
Mer Rouge Oil Storage Terminal Co Ltd ("MOST")	Mauritian Rupees	1000	16800	16.97	-	-
Sub-total: (I)(B)				16,107.51		14,607.16
Total Investments in Associates & JVs				18,038.31		16,335.00
[(I)(A)+(I)(B)]						

*Investment in Joint Ventures/Associates have been shown as per equity method of consolidation. Accordingly, carrying value of investments have been reduced by share of losses and wherever other long term interest in the entity exists, unadjusted losses, if any, have been set-off against such interest.

Particulars	Investment Currency	Face Value/ Paid up Value	March 31, 2023		March 31, 2022	
			Number	Fair Value (₹ in crore)	Number	Fair Value (₹ in crore)
C In Others						
Investments designated at fair value through OCI:						
Quoted:						
Oil and Natural Gas Corporation Limited	Indian Rupees	5	986885142	14,906.90	986885142	16,175.05
GAIL (India) Limited	Indian Rupees	10	163358190	1,717.71	108905460	1,695.11
Oil India Limited	Indian Rupees	10	53501100	1,346.35	53501100	1,275.46
Phinergy Limited	USD	148	82770	25.63	82770	70.47
Lanzatech Global Inc.	USD	10	6025762	192.12	-	-
Unquoted:						
International Cooperative Petroleum Association, New York	USD	100	350	0.02	350	0.02
Haldia Petrochemical Limited	Indian Rupees	10	150000000	968.85	150000000	920.25
Indian Gas Exchange Limited	Indian Rupees	10	3693750	12.50	3693750	5.85
Vasitars Private Limited	Indian Rupees	10	1470	0.77	-	-
Vadodara Enviro Channel Limited ^b (Formerly Effluent Channel Projects Limited)	Indian Rupees	10	7151	-	7151	-
Shama Forge Co. Limited ^c (under liquidation)	Indian Rupees	10	100000	-	100000	-
BioTech Consortium India Limited	Indian Rupees	10	100000	0.10	100000	0.10
Ceylon Petroleum Storage Terminal Limited	Sri Lankan Rupees	10	250000000	122.04	250000000	119.05
Trinco Petroleum Terminal Private Limited	Sri Lankan Rupees	10	4900	1.23	4900	1.28
Lanzatech New Zealand Limited	USD	10	-	-	1204251	410.23
Carabobo Ingenieria Y Construcciones S.A.	USD		12.1% of Capital Stock	-	12.1% of Capital Stock	-

NOTES TO CONSOLIDATED FINANCIAL STATEMENTS

NOTE - 4: INVESTMENTS (Contd..)

Particulars	Investment Currency	Face Value/ Paid up Value	March 31, 2023		March 31, 2022	
			Number	Fair Value (₹ in crore)	Number	Fair Value (₹ in crore)
Petrocarabobo S.A.	USD		3.5% of Capital Stock	43.15	3.5% of Capital Stock	39.79
Mer Rouge Oil Storage Terminal Co Ltd ("MOST")	Mauritian Rupees	1000	-	-	16800	14.57
In Consumer Cooperative Societies:						
Barauni ^d	Indian Rupees	10	250	-	250	-
Guwahati ^e	Indian Rupees	10	750	-	750	-
Mathura ^f	Indian Rupees	10	200	-	200	-
Haldia ^g	Indian Rupees	10	2190	-	2190	-
In Indian Oil Cooperative Consumer Stores Limited, Delhi ^h	Indian Rupees	10	375	-	375	-
MRL Industrial Cooperative Service Society Ltd	Indian Rupees	10	9000	0.01	9000	0.01
Sub-total: (I)(C)				19,337.38		20,727.24
Sub-total: (I)=[(I)(A)+(I)(B)+(I)(C)]				37,375.69		37,062.24
II In Preference Shares						
Investments at fair value through profit or loss						
Unquoted:						
Shama Forge Co. Limited ⁱ (under liquidation)	Indian Rupees	100	5000	-	5000	-
9.5% Cumulative Redeemable Preference Shares						
Sub-total: (II)				-		-
III In Government Securities						
Investments at fair value through OCI						
Quoted: (Note A and B)						
Oil Marketing Companies GOI Special Bonds	Indian Rupees	10000	-	-	2977930	3,086.87
9.15% Govt Stock 2024	Indian Rupees	10000	206000	219.19	6000	6.74
7.35% Govt Stock 2024	Indian Rupees	10000	695000	709.56	695000	738.24
Sub-total: (III)				928.75		3,831.85
IV In Debentures or Bonds						
(Investments in JV adjusted for equity method)						
Unquoted:						
IndianOil LNG Private Limited (7.45% Fully and Compulsorily Convertible Debentures)	Indian Rupees	1000000	36650	3,449.48	36650	3,444.67
Sub-total: (IV)				3,449.48		3,444.67
Total Other Investments [(I)(C)+(II)+(III)+(IV)]				23,715.61		28,003.76
Total Non Current Investments (I+II+III+IV)				41,753.92		44,338.76

NOTES TO CONSOLIDATED FINANCIAL STATEMENTS

NOTE - 4: INVESTMENTS (Contd..)

Particulars	Investment Currency	Face Value/ Paid up Value	March 31, 2023		March 31, 2022	
			Number	Fair Value (₹ in crore)	Number	Fair Value (₹ in crore)
CURRENT INVESTMENTS :						
Unquoted: (at fair value through profit or loss)						
Unit Trust Investment (NAV)	Sri Lankan Rupees			66.76		63.95
Investment through portfolio management services	Sri Lankan Rupees			208.08		184.43
In Government Securities (at fair value through OCI)						
Quoted:						
Oil Marketing Companies GOI Special Bonds	Indian Rupees	10000	8183020	8,295.48	5205090	5,570.98
9.15% Govt Stock 2024	Indian Rupees	10000	1754000	1,866.22	1954000	2,193.84
				10,436.54		8,013.20

(₹ in crore)

Particulars	March 31, 2023	March 31, 2022
Aggregate carrying value of quoted investments	31,187.23	32,521.27
Aggregate market value of quoted investments	33,570.10	34,445.57
Aggregate carrying value of unquoted investments	21,003.23	19,830.69
Aggregate amount of impairment in value of investments	-	-

Note: A Investment in Oil Marketing Companies GOI Special Bonds consists of:

(₹ in crore)

Nature of Bond	March 31, 2023			
	No. of Bonds	Face Value	Investment Value	Carrying Value
		Amount	Amount	Amount
1 Current investment:				
8.20% GOI Special Bonds 2023	1453510	1,453.51	1,453.51	1,509.05
8.20% GOI Special Bonds 2024	3105060	3,105.06	3,105.06	3,153.64
7.95% GOI Special Bonds 2025	457250	457.25	457.25	469.00
8.00% GOI Special Bonds 2026	189270	189.27	189.27	192.58
6.90% GOI Special Bonds 2026	2977930	2,977.93	2,977.93	2,971.21
Total Current Investments	8183020	8,183.02	8,183.02	8,295.48

Note: B - Other Disclosures

- During the year, Oil Marketing Companies 6.90% Special Bonds of investment value of ₹ 2977.93 crore is reclassified from Non Current Investment to Current Investment and 9.15% Govt Stock of investment value of ₹ 227.86 crore is reclassified from Current Investment to Non Current investment.
- Following Government Securities pledged in favour of Clearing Corporation of India Ltd. (CCIL) for Loans through Tri-party Repo Segment (TREPS) of CCIL have been classified as Non Current.

(₹ in crore)

Particulars	March 31, 2023			March 31, 2022		
	Face Value	Investment Value	Carrying Value	Face Value	Investment Value	Carrying Value
9.15% Govt. Stock 2024	206.00	234.70	219.19	6.00	6.84	6.74
7.35% Govt. Stock 2024	695.00	704.04	709.56	695.00	704.04	738.24
Oil Marketing Companies GOI Special Bonds	-	-	-	2,977.93	2,977.93	3,086.87

NOTES TO CONSOLIDATED FINANCIAL STATEMENTS

NOTE - 4: INVESTMENTS (Contd..)

3 Out of Oil Marketing Companies 8.20% GOI Special Bonds 2024 classified as Current Investment, bonds of Investment value ₹ 1500 crore (Carrying value ₹ 1560.51 crore) has been used as collateral against avilment of overnight borrowings through CROMS platform of CCIL.

4 Following are not reflecting above due to rounding off:-

Particulars	(Amount in ₹)	
	March 31,2023	March 31,2022
a IndianOil LNG Private Limited	45000	45000
b Vadodara Enviro Channel Limited	10	10
c Shama Forge Co. Limited	100	100
d Barauni Consumer Cooperative Societies	2500	2500
e Guwahati Consumer Cooperative Societies	2500	2500
f Mathura Consumer Cooperative Societies	2000	2000
g Haldia Consumer Cooperative Societies	16630	16630
h Indian Oil Cooperative Consumer Stores Limited, Delhi	3750	3750
i Shama Forge Co. Limited	100	100

5 The Group has acquired 20% voting rights in MOST during the year and therefore the investment in MOST has been reclassified from investments in others to investment in Joint Ventures. Accordingly, the same has been accounted using Equity method in the current year as against FVTOCI in the previous year.

6 The Group has investments in oil & gas fields in Russia through JVs and production in these fields are as per the Business Plan. The dividends declared from fields are in Commercial Indo Bank LLC, a wholly owned subsidiary of SBI in Russia due to restrictions imposed by Russian Government, but the amounts are available for use by the Group in Russia. The Group carried out impairment assessment of the investment and there is no impairment as on 31st March 2023.

NOTE - 5: LOANS

(At amortised cost unless otherwise stated)

Particulars	(₹ in crore)			
	Non Current		Current	
	March 31, 2023	March 31, 2022	March 31, 2023	March 31, 2022
Loans				
To Related Parties				
Secured, Considered Good	0.27	0.34	0.05	0.06
Unsecured, Considered Good	15.14	120.90	0.51	0.49
Credit Impaired	224.66	110.90	-	0.60
	240.07	232.14	0.56	1.15
Less : Allowance for Doubtful Loans	224.66	110.90	-	0.60
	15.41	121.24	0.56	0.55
To Others				
Secured, Considered Good	1,088.40	898.94	129.82	119.77
Unsecured, Considered Good	1,378.74	1,414.98	274.06	360.40
Which have significant increase in Credit Risk	105.25	132.32	22.89	21.34
Credit Impaired	383.71	247.79	201.59	197.32
	2,956.10	2,694.03	628.36	698.83
Less : Allowance for Doubtful Loans A	686.40	522.31	249.19	248.46
	2,269.70	2,171.72	379.17	450.37
Total	2,285.11	2,292.96	379.73	450.92
A. Includes provision as per Expected Credit Loss model and applying experience factor on loans considered good and those which have significant increase in Credit Risk	302.69	274.52	47.60	51.14

NOTES TO CONSOLIDATED FINANCIAL STATEMENTS

NOTE - 6: OTHER FINANCIAL ASSETS

(Unsecured, Considered Good at amortised cost unless otherwise stated)

(₹ in crore)

Particulars	Non Current		Current	
	March 31, 2023	March 31, 2022	March 31, 2023	March 31, 2022
Security Deposits				
To Related Parties				
Unsecured, Considered Good	-	-	4.10	-
To Others				
Secured, Considered Good	0.11	0.10	-	-
Unsecured, Considered Good	231.42	192.13	244.74	290.03
Credit Impaired	-	-	1.36	1.42
	231.53	192.23	250.20	291.45
Less: Allowance for Doubtful Deposits	-	-	1.36	1.42
	231.53	192.23	248.84	290.03
Advances for Investments A	1,514.01	2,276.85		
Amount Recoverable from Central/State Governments	-	-	825.47	421.85
Finance Lease Receivables	0.01	0.83	0.73	2.51
Deposits for Leave Encashment Fund	-	128.06	-	-
Interest Accrued on Investments/Bank Deposits/Loans	-	-	0.35	0.03
Derivative Instruments at Fair Value	-	-	218.12	76.72
Advance to Employee Benefits Trusts/Funds	-	-	543.04	151.83
Bank Deposits (with original maturity of more than 12 months) B	1.74	39.64	0.63	0.42
Claims Recoverable:				
From Related Parties				
Unsecured, Considered Good	-	-	55.01	54.99
Credit Impaired	-	-	26.90	26.92
	-	-	81.91	81.91
From Others				
Unsecured, Considered Good	-	-	404.07	189.84
Credit Impaired	-	-	186.50	200.13
	-	-	590.57	389.97
Less : Provision for Doubtful Claims	-	-	213.40	227.04
	-	-	377.17	162.93
	-	-	459.08	244.84
Others:				
Unsecured, Considered Good	1.07	1.67	364.53	349.49
Credit Impaired	-	-	18.21	14.92
	1.07	1.67	382.74	364.41
Less: Allowance for doubtful asset	-	-	18.21	14.92
	1.07	1.67	364.53	349.49
Total	1,748.36	2,639.28	2,660.79	1,537.72

A. Represents equity share application money pending allotment. The allotment of equity shares is expected to be made as per Companies Act, 2013.

B. Earmarked in favour of Statutory Authorities/provided as Security to participate in Tender.

NOTES TO CONSOLIDATED FINANCIAL STATEMENTS

NOTE - 7: INCOME TAX/CURRENT TAX ASSET/(LIABILITY) - NET

(₹ in crore)

Particulars	Non Current		Current	
	March 31, 2023	March 31, 2022	March 31, 2023	March 31, 2022
Income/Current Tax Asset/(Liability) - Net				
Advance payments for Current Tax	15,441.88	8,444.12	11.15	6,165.52
Less : Provisions	13,584.66	5,624.61	29.37	6,784.83
Total	1,857.22	2,819.51	(18.22)	(619.31)

NOTE - 8: OTHER ASSETS (NON FINANCIAL)

(Unsecured, Considered Good unless otherwise stated)

(₹ in crore)

Particulars	Non Current		Current	
	March 31, 2023	March 31, 2022	March 31, 2023	March 31, 2022
Advances for Capital Expenditure				
To Others				
Secured, Considered Good	8.38	15.21		
Unsecured, Considered Good	1,625.49	1,337.53		
Unsecured, Considered Doubtful	9.32	9.33		
	1,643.19	1,362.07		
Less: Provision for Doubtful Advances	9.32	9.33		
	1,633.87	1,352.74		
Advances Recoverable				
From Related Parties				
Unsecured, Considered Good	1,229.82	1,022.29	22.24	23.94
From Others				
Unsecured, Considered Good	176.07	284.60	3,316.75	2,202.50
Unsecured, Considered Doubtful	-	-	4.88	4.57
	176.07	284.60	3,321.63	2,207.07
Less : Provision for Doubtful Advances	-	-	4.88	4.57
	176.07	284.60	3,316.75	2,202.50
	1,405.89	1,306.89	3,338.99	2,226.44
Claims Recoverable:				
From Others				
Unsecured, Considered Good	-	-	831.21	698.86
Unsecured, Considered Doubtful	-	-	25.13	34.13
	-	-	856.34	732.99
Less : Provision for Doubtful Claims	-	-	25.13	34.13
	-	-	831.21	698.86
Balance/Deposits with Government Authorities				
Unsecured, Considered Good	-	-	469.71	500.92
Gold/Other Precious Metals				
	-	-	104.60	118.08
Less : Provision for Diminution in value	-	-	9.68	5.67
	-	-	94.92	112.41
Deferred Expenses	1,000.93	1,013.53	99.86	118.74
Prepaid Rentals	30.26	16.87	80.18	20.14
Pre-Spent Corporate Social Responsibility Expenses	-	-	6.48	93.52
Others	-	-	8.22	42.50
Total	4,070.95	3,690.03	4,929.57	3,813.53

NOTES TO CONSOLIDATED FINANCIAL STATEMENTS

NOTE - 9: INVENTORIES

Particulars	(₹ in crore)	
	March 31, 2023	March 31, 2022
In Hand :		
Raw Materials	30,279.39	29,978.62
Stock in Process	10,846.81	10,728.63
Finished Products	41,660.59	38,898.49
Stock in Trade	10,637.48	8,267.08
Stores, Spares etc.	6,316.94	5,464.36
Less : Provision for Losses	276.87	257.11
	6,040.07	5,207.25
Barrels and Tins	109.81	122.45
	99,574.15	93,202.52
In Transit :		
Raw Materials	16,086.41	14,139.83
Finished Products	1,298.75	1,387.46
Stock in Trade	3,878.69	2,710.95
Stores, Spares etc.	269.58	295.75
	21,533.43	18,533.99
Total	121,107.58	111,736.51
Amount of write down of inventories carried at NRV and recognised as expense.	248.21	1,364.42

Valuation of inventories are done as per point no. 7 of significant accounting policies (Note - 1).

For hypothecation details refer Note-21.

NOTE - 10: TRADE RECEIVABLES

(At amortised cost)

Particulars	(₹ in crore)	
	March 31, 2023	March 31, 2022
From Related Parties		
Unsecured, Considered Good	558.79	434.65
Credit Impaired	9.55	7.29
	568.34	441.94
From Others		
Secured Considered Good	12.45	15.43
Unsecured, Considered Good	15,549.99	18,485.27
Which have significant increase in Credit Risk	B 506.74	-
Credit Impaired	155.19	170.14
	16,224.37	18,670.84
Total	16,792.71	19,112.78
Less : Allowance for Doubtful Debts	A 521.50	412.36
	16,271.21	18,700.42
Total	16,271.21	18,700.42
A. Includes provision as per Expected Credit Loss method in line with accounting policy on good and those which have significant increase in credit risk	356.76	234.93
B. The Group had an outstanding receivable of ₹506.74 crore as on 31 st March 2023 from an airline company which has filed for corporate insolvency resolution process after the balance sheet date. Considering the bank guarantees furnished by them, which have subsequently been encashed, an amount of ₹48.20 crore has been provided as expected credit loss as on 31 st March 2023.		

NOTES TO CONSOLIDATED FINANCIAL STATEMENTS

NOTE - 10: TRADE RECEIVABLES (Contd..)

Ageing of Trade Receivables

(₹ in crore)

Particulars	Unbilled	Not Due	Outstanding for following periods from due date of payment					Total
			Less than 6 months	6 months-1 year	1-2 years	2-3 years	More than 3 years	
Current Year								
ii) Undisputed Trade Receivables – which have significant increase in credit risk	-	506.74	-	-	-	-	-	506.74
iii) Undisputed Trade Receivables – credit impaired	-	-	-	-	0.23	0.86	73.54	74.63
iv) Disputed Trade Receivables – considered good	2.96	16.34	14.21	21.30	45.05	41.47	108.44	249.77
v) Disputed Trade Receivables – credit impaired	-	-	-	-	0.02	0.43	89.65	90.10
Total	169.33	7,917.49	6,930.04	851.06	488.00	120.91	315.88	16,792.71
Previous Year								
i) Undisputed Trade Receivables – considered good	80.20	11,108.64	5,505.93	1,384.49	274.12	268.46	38.30	18,660.14
ii) Undisputed Trade Receivables – credit impaired	-	-	-	-	0.61	0.17	69.91	70.69
iii) Disputed Trade Receivables – considered good	4.31	4.78	69.54	40.87	67.65	15.11	72.95	275.21
iv) Disputed Trade Receivables – credit impaired	-	-	-	-	0.37	0.19	106.18	106.74
Total	84.51	11,113.42	5,575.47	1,425.36	342.75	283.93	287.34	19,112.78

NOTE - 11: CASH AND CASH EQUIVALENTS

(₹ in crore)

Particulars	March 31, 2023	March 31, 2022
Bank Balances with Scheduled Banks :		
In Current Account	615.76	1,141.76
In Fixed Deposit - Maturity within 3 months	346.51	4.85
	962.27	1,146.61
Bank Balances with Non-Scheduled Banks		
Cheques, Drafts in hand	28.12	18.01
Cash in Hand, Including Imprest	5.41	11.46
	0.55	0.51
Total	996.35	1,176.59

NOTES TO CONSOLIDATED FINANCIAL STATEMENTS

NOTE - 12: BANK BALANCES OTHER THAN ABOVE

		(₹ in crore)	
Particulars		March 31, 2023	March 31, 2022
Fixed Deposits	A	696.17	488.57
Earmarked Balances	B	403.51	153.63
Blocked Account	C	-	0.74
Other Bank Balances	D	0.61	0.61
Total		1,100.29	643.55
A) Includes Fixed Deposits earmarked in favour of Statutory Authorities.			
B) Pertains to			
- Unpaid Dividend		50.01	50.33
- Fractional Share Warrants		0.03	0.03
- Amount received from PM CARES Fund for procurement of Liquid Oxygen Equipment (pending adjustment of claim amounting to ₹41.50 crore shown as receivable from Government authorities in Note 8).		98.62	103.27
- Grant received from Ministry of Heavy Industries for establishing EVCS at ROs (Including Interest of ₹0.05 crore (net of TDS) earned payable to government)		254.85	-
C) There existed restrictions on banking transactions in Libya due to political unrest.			
D) There exists restrictions on repatriation/utilisation of these balances.			

NOTE-13: ASSETS HELD FOR SALE

		(₹ in crore)	
Particulars		March 31, 2023	March 31, 2022
Freehold land	A	0.64	0.64
Building		0.07	0.07
Plant and Equipment		44.46	98.80
Office Equipment	B	0.08	0.19
Transport Equipment		0.31	-
Furniture and Fixtures		-	0.01
Total		45.56	99.71
Disposal Group: Cauvery Basin Refinery, Nagapattinam			
Freehold land	C	4.96	4.96
Building		12.97	12.97
Plant and Equipment		52.02	52.00
Office Equipment		0.05	0.05
Others		867.87	618.46
Total		937.87	688.44
Investment in Equity Shares	D	-	0.10
Total Asset held for sale		983.43	788.25
Total Liability directly associated with Asset held for sale		11.06	25.06

- A. The Group has surplus land at various locations such as LPG Plant, Depots and ROs etc. which is under the process of disposal. The management intends to sell the land. No impairment was recognised on reclassification of land as held for sale as the Company expects that the fair value (estimated based on the recent market prices of similar properties in similar locations) less costs to sell is higher than the carrying amount.
- B. Includes non-current assets retired from active use earlier used in various segments and held for disposal through tendering process within a year.
- C. Cauvery Basin Refinery and Petrochemicals Limited (CBRPL) has been incorporated on 6th January 2023 as a Joint Venture of Indian Oil (Parent Company) and Chennai Petroleum Corporation Limited (CPCL-Subsidiary) each holding 25% equity and balance by seed equity investors, for construction of new 9 MMTPA refinery at Cauvery Basin Nagapattinam. The JV would be operational upon receipt of approval by Cabinet Committee on Economic Affairs (CCEA) for equity investment in the CBR project by CPCL. Accordingly, the land, capital work in-progress, other facilities and directly associated total liability held by the group which are to be transferred to the new Joint Venture, are classified under Disposal Group.

NOTES TO CONSOLIDATED FINANCIAL STATEMENTS

NOTE-13: ASSETS HELD FOR SALE (Contd..)

D. During the year the Group has disposed of the investment in 101095 Equity shares of Woodlands Multispeciality Hospital Limited which was classified in the previous year as asset held for sale.

During the year the Group has reclassified Assets Held for sale amounting to ₹ 0.04 crore (2022: ₹ 72.99 crore) as Property, Plant and Equipment/ Other Assets based on the plan for disposal of assets.

During the year, the Group has recognized impairment loss of ₹ 10.28 crore (2022: ₹ 17.88 crore) on write-down of asset to fair value less costs to sell and the same has been shown in Provision/loss on Other Assets sold or written off under 'Other Expenses' in the Statement of Profit and Loss.

NOTE - 14: EQUITY SHARE CAPITAL

(₹ in crore)

Particulars	March 31, 2023	March 31, 2022
Authorized:		
15,00,00,00,000 Equity Shares of ₹ 10 each	15,000.00	15,000.00
Issued Subscribed and Paid Up:		
14,12,12,38,383 (2022: 9,41,41,58,922) Equity Shares of ₹ 10 each fully paid up	14,121.24	9,414.16
Less: Equity Shares held under IOC Shares Trust	349.68	233.12
34,96,77,684 (2022: 23,31,18,456) Equity Shares of ₹ 10 each fully paid up		
Total	13,771.56	9,181.04
A. Reconciliation of No. of Equity Shares		
Opening Balance	9,41,41,58,922	9,41,41,58,922
Shares Issued (Bonus Shares)	4,70,70,79,461	-
Closing Balance	14,12,12,38,383	9,41,41,58,922

B. Terms/Rights attached to Equity Shares

The Holding Company has only one class of equity shares having par value of ₹ 10 each and is entitled to one vote per share. In the event of liquidation of the corporation, the holders of equity shares will be entitled to receive the remaining assets of the Company in proportion to the number of equity shares held.

IOC Shares Trust (Shareholder) has waived its right to receive the dividend w.e.f. 02.03.2020.

C. Details of shareholders holdings more than 5% shares

Name of Shareholder	March 31, 2023		March 31, 2022	
	Number of shares held	Percentage of Holding	Number of shares held	Percentage of Holding
The President of India	7,27,21,99,767	51.50	4,84,81,33,178	51.50
Oil and Natural Gas Corporation Limited	2,00,58,22,884	14.20	1,33,72,15,256	14.20
Life Insurance Corporation of India Limited	1,18,92,20,484	8.42	74,92,64,496	7.96
Oil India Limited	72,83,85,744	5.16	48,55,90,496	5.16

D. For the period of preceding five years as on the Balance Sheet date, the:

(a) Aggregate number and class of shares allotted as fully paid up pursuant to contract(s) without payment being received in cash	Nil
(b) Aggregate number of shares allotted as fully paid up by way of bonus shares - During FY 2022-23 (July 2022) in ratio of 1:2	4,70,70,79,461
(c) Aggregate number and class of shares bought back - During FY 2018-19 (February 2019)	29,76,51,006

E. Details regarding shareholding of Promoters as at March 31, 2023

Promoter Name	At the beginning of the year		At the end of the year		% Change during the year
	Number of shares	% of total shares	Number of shares	% of total shares	
The President of India	4,84,81,33,178	51.50	7,27,21,99,767	51.50	-

NOTES TO CONSOLIDATED FINANCIAL STATEMENTS

NOTE - 15: OTHER EQUITY

Particulars	(₹ in crore)	
	March 31, 2023	March 31, 2022
Retained Earnings		
General Reserve:		
Opening Balance	1,01,233.23	86,292.79
Add: Remeasurement of Defined Benefit Plans	(75.38)	(564.84)
Add : Transfer from Bond Redemption Reserve	768.59	1,370.85
Less: Utilized for issue of bonus shares [including expenses (net of tax)] A	4,295.45	-
Add : Transfer from Items not reclassified to Profit or Loss	9.88	-
Add: Other Adjustment in JVs/Adj in Opening Balance	0.47	(1.24)
Add: Appropriation from Surplus	(14715)	14,135.67
	97,494.19	101,233.23
Surplus (Balance in Statement of Profit and Loss):		
Opening Balance	3,050.99	1,713.18
Profit for the Year	9,792.12	25,102.23
Add: Opening Balance Adjustment	0.11	5.83
Less: Appropriations		
Interim Dividend	-	8,263.41
Final Dividend	3,305.36	1,377.39
Insurance Reserve (Net)	27.78	19.28
Corporate Social Responsibility Reserve (Net)	(0.28)	(0.57)
Share of JV Sold	-	(24.93)
General Reserve	(14715)	14,135.67
Balance carried forward to next year	9,657.51	3,050.99
	1,07,151.70	1,04,284.22
Other Reserves:		
Bond Redemption Reserve		
Opening Balance	1,800.54	3,171.39
Less: Transfer to General Reserve	768.59	1,370.85
	1,031.95	1,800.54
Capital Redemption Reserve		
Opening Balance	298.06	298.06
Less: Utilised for issue of Bonus Shares	(297.65)	-
	0.41	298.06
Capital Reserve		
Opening Balance	428.47	432.51
Add: On Consolidation	-	(4.04)
	428.47	428.47
Securities Premium	76.74	76.74
Insurance Reserve		
Opening Balance	291.42	272.14
Less : Recoupment of uninsured fire loss	-	0.72
Add: Appropriation from Surplus	27.78	20.00
	319.20	291.42
Corporate Social Responsibility Reserve		
Opening Balance	0.53	1.10
Add: Appropriation from Surplus	4.51	(0.47)
Less: Utilized during the year	4.79	0.10
	0.25	0.53

NOTES TO CONSOLIDATED FINANCIAL STATEMENTS

NOTE - 15: OTHER EQUITY (Contd..)

(₹ in crore)

Particulars	March 31, 2023	March 31, 2022
Fair Value Through Other Comprehensive Income :		
Fair value of Equity Instruments		
Opening Balance	16,557.37	9,815.71
Add: Fair value during the year	(1,478.26)	6,741.66
Less: Transferred to General Reserve	9.88	-
	15,069.23	16,557.37
Fair value of Debt Instruments		
Opening Balance	345.28	470.30
Add: Fair value during the year	(356.16)	(125.02)
	(10.88)	345.28
Cash Flow Hedge Reserve		
Opening Balance	27.32	16.80
Add: Gain/(Loss) during the year	135.80	27.33
Less: Transferred during the year	24.45	16.81
	138.67	27.32
Translation Reserve on Consolidation		
Opening Balance	244.19	96.29
Add : Translation difference	1,498.75	147.90
	1,742.94	244.19
Total	1,25,948.68	1,24,354.14

A. Adjusted for bonus shares pertaining to those held under IOC Shares Trust

Nature and Purpose of Reserves

A. Retained Earnings

The retained earnings comprises of general reserve and surplus which is used from time to time to transfer profits by appropriations. Retained earnings is free reserve of the Company and is used for the purposes like issuing bonus shares, buy back of shares and other purposes (like declaring Dividend etc.) as per the approval of Board of Directors. It includes the re-measurement of defined benefit plan as per actuarial valuations which will not be reclassified to statement of profit and loss in subsequent periods.

B. Bond Redemption Reserve

As per the Companies Act 2013, a Bond Redemption Reserve is required to be created for all bonds/ debentures issued by the company at a specified percentage. This reserve is created out of appropriation of profits and is transferred back to general reserve on repayment of bonds for which it is created. In 2019, this requirement was dispensed with in case of public issue/ private placement of debentures by listed companies to NBFCs, Housing Finance Companies and other listed companies.

C. Capital Redemption Reserve

As per the Companies Act 2013, capital redemption reserve is created when company purchases its own shares out of free reserves or securities premium. A sum equal to the nominal value of the shares so purchased is transferred to capital redemption reserve. Utilization of this reserve is governed by the provisions of the Companies Act 2013 and accordingly the parent company has used its reserves in current financial year for issuing bonus shares.

D. Capital Reserve

Capital Reserve was created through business combinations and shall be utilised as per the provisions of the Companies Act 2013.

E. Securities Premium

Securities premium reserve is used to record the premium on issue of shares. The reserve is utilised in accordance with the provision of the Companies Act, 2013.

NOTES TO CONSOLIDATED FINANCIAL STATEMENTS

Note - 15: OTHER EQUITY (Contd..)

F. Insurance Reserve

Insurance Reserve is created by the company with the approval of Board of Directors to mitigate risk of loss of assets not insured with external insurance agencies. ₹20.00 crore is appropriated by the company every year to this reserve. On similar lines, one of the subsidiary (CPCL) has created an Insurance Reserve in the current year with the appropriation of ₹15.00 crore (including Non Controlling Interest). The reserve is utilised to mitigate actual losses by way of net appropriation in case any uninsured loss is incurred. No amount (2022: ₹0.72 crore) has been utilised for recoupment of uninsured losses.

G. Corporate Social Responsibility Reserve

Corporate Social Responsibility (CSR) Reserve is created for meeting expenses relating to CSR activities in line with CSR policy of respective group of companies.

H. Fair value of Equity Instruments

This reserve represents the cumulative effect of fair value fluctuations of investments made by the company in equity instruments of other entities. The cumulative gain or loss arising on such changes are recognised through Other Comprehensive Income (OCI) and accumulated under this reserve. This will not be re-classified to the statement of profit and loss in subsequent periods.

I. Fair value of Debt Instruments

This reserve represents the cumulative effect of fair value fluctuations in debt investments made by the company to earn contractual cash flows and which are available for sale. The cumulative gain or loss arising on such changes are recognised through Other Comprehensive Income (OCI) and accumulated under this reserve. This amount will be reclassified to the statement of profit and loss in subsequent periods on disposal of respective instruments.

J. Cash Flow Hedge Reserve

The cash flow hedge reserve represents the cumulative effective portion of gains or losses arising on changes in fair value of designated portion of hedging instruments entered into for cash flow hedges. The cumulative gain or loss arising on such changes are recognised through Other Comprehensive Income (OCI) and accumulated under this reserve. Such gains or losses will be reclassified to statement of profit and loss in the period in which the hedged item occurs/ affects the statement of profit and loss.

K. Translation Reserve on Consolidation

The exchange differences arising from the translation of financial statements of foreign operations with functional currency other than Indian rupees is recognised thru Other Comprehensive Income (OCI) and is presented within equity in the foreign currency translation reserve.

NOTE - 16: LONG TERM BORROWINGS

(At Amortised Cost)

Particulars	(₹ in crore)				
	Non Current		Current Maturities*		
	March 31, 2023	March 31, 2022	March 31, 2023	March 31, 2022	
Secured Loans					
Term Loans:					
From Oil Industry Development Board (OIDB)	A	74.19	306.55	50.00	137.50
Total Secured Loans		74.19	306.55	50.00	137.50
Unsecured Loans					
Bonds/Debentures:					
Foreign Currency Bonds	B	-	8,232.81	9,020.60	4,772.86
Rupee Bonds/Debentures	C	22,407.72	14,408.49	2,721.04	3,385.92
		22,407.72	22,641.30	11,741.64	8,158.78
Debentures:					
Non-Convertible Debentures	D	1,585.00	1,585.00	65.66	1,217.12
		1,585.00	1,585.00	65.66	1,217.12

NOTES TO CONSOLIDATED FINANCIAL STATEMENTS

NOTE - 16: LONG TERM BORROWINGS (Contd..)

(₹ in crore)

Particulars	Non Current		Current Maturities*	
	March 31, 2023	March 31, 2022	March 31, 2023	March 31, 2022
Term Loans:				
From Banks/Financial Institutions				
In Foreign Currency Loans	E	28,525.73	2,532.08	4,558.46
In Rupees	F	8,750.00	1,553.15	18.77
From Government				
In Rupees	G	1,970.30	-	-
		39,246.03	4,085.23	4,577.23
Total Unsecured Loans		63,238.75	15,892.53	13,953.13
Total Long-Term Borrowings		63,312.94	15,942.53	14,090.63

* Current maturities are carried to Note - 21: Borrowings - Current

Secured Loans:

A. Term Loan from OIDB

Sl. No.	Particulars	Availed Date	Rate of Interest	Date of Repayment	Security Details
1	Term Loan from Oil Industry Development Board - ₹ 100 crore	31st March 2020	6.16%	The loan will be for a period of 5 years with 1 year moratorium and repayable in 4 equal installments. Interest payable on Quaterly basis	First Mortgage and charge on Immovable properties, both present and future and First Charge by way of Hypothecation on Movables including movable machinery, machinery spares, tools and accessories, present and future, pertaining to BS-VI project to the extent of outstanding.
2	Term Loan from Oil Industry Development Board - ₹ 100 crore	30th June 2020	5.68%		

Unsecured Loans:

B. Repayment Schedule of Foreign Currency Bonds

Sl. No.	Particulars	Date of Issue	Date of Repayment
1	USD 586.96 Million Reg S Bonds	16 January 2019	Payable immediately after 5 years from the date of issue.
2	USD 500.00 Million Reg S Bonds	01 August 2013	Payable immediately after 10 years from the date of issue

C. Repayment Schedule of Rupee Bonds/ Debentures

Sl. No.	Particulars	Date of Allotment	Coupon Rate	Date of Redemption
1	Indian Oil 2029 (Series XIV) 30000 debenture of Face Value ₹10,00,000 each	22 October 2019	7.41% p.a. payable annually on 22 October	10 years from the deemed date of allotment i.e. 22 October 2029.
2	Indian Oil 2023 (Series XV) 20000 debenture of Face Value ₹10,00,000 each	14 January 2020	6.44% p.a. payable annually on 14 January	3 years & 3 months from the deemed date of allotment i.e. 14 April 2023.
3	Indian Oil 2025 (Series XVI) 29950 debenture of Face Value ₹10,00,000 each	06 March 2020	6.39% p.a. payable annually on 6 March	5 years from the deemed date of allotment i.e. 6 March 2025.
4	Indian Oil 2025 (Series XVIII) 16250 debenture of Face Value ₹10,00,000 each	03 August 2020	5.40% p.a. payable annually on 03 August	4 years, 8 months & 8 days from the deemed date of allotment i.e. 11 April 2025.
5	Indian Oil 2025 (Series XIX) 20000 debenture of Face Value ₹10,00,000 each	20 October 2020	5.50% p.a. payable annually on 20 October	5 years from the deemed date of allotment i.e. 20 October 2025.
6	Indian Oil 2026 (Series XX) 12902 debenture of Face Value ₹10,00,000 each	25 January 2021	5.60% p.a. payable annually on 25 January	4 years, 11 months & 29 days from the deemed date of allotment i.e. 23 January 2026.

NOTES TO CONSOLIDATED FINANCIAL STATEMENTS**NOTE - 16: LONG TERM BORROWINGS (Contd..)**

Sl. No.	Particulars	Date of Allotment	Coupon Rate	Date of Redemption
7	Indian Oil 2027 (Series XXI) 15000 debenture of Face Value ₹10,00,000 each	18 February 2022	6.14% p.a. payable annually on 18 February	5 years from the deemed date of allotment i.e. 18 February 2027
8	Indian Oil 2024 (Series XXII) 25000 debenture of Face Value ₹10,00,000 each	21 April 2022	5.84% p.a. payable annually on 21 April	1 year, 11 months & 29 days from the deemed date of allotment i.e. 19 April 2024
9	Indian Oil 2032 (Series XXIII) 25000 debenture of Face Value ₹10,00,000 each	17 June 2022	7.79% p.a. payable annually on 17 June	9 years, 9 months & 26 days from the deemed date of allotment, i.e. 12 April 2032
10	Indian Oil 2027 (Series XXIV) 25000 debenture of Face Value ₹10,00,000 each	06 September 2022	7.14% p.a. payable annually on 6 September	5 years from the deemed date of allotment i.e. 6 September 2027
11	Indian Oil 2027 (Series XXV) 25000 debenture of Face Value ₹10,00,000 each	25 November 2022	7.44% p.a. payable annually on 25 November	5 years from the deemed date of allotment i.e. 25 November 2027

D. Repayment Schedule of Non-Convertible Debentures

Sl. No.	Particulars	Availed Date	Rate of Interest	Date of Redemption
1	Unsecured Redeemable Non-Convertible Debentures of ₹ 10 Lakhs each redeemable at par - Series -I-2021	17 July 2020	5.78%	Principal repayable at the end of 5 years from date of availment. Interest payable Annually
2	Unsecured Redeemable Non-Convertible Debentures of ₹ 10 Lakhs each redeemable at par - Series -II-2022	23 June 2021	5.44%	Principal repayable at the end of 3 years from date of availment. Interest payable Annually
3	Unsecured Redeemable Non-Convertible Debentures of ₹ 10 Lakhs each redeemable at par - Series -I-2020	28 February 2020	6.43%	Principal repayable at the end of 3 years from date of availment. Interest payable Annually. Fully redeemed on 28 February 2023.

E. Repayment Schedule of Term loans from Banks/Financial Institutions in Foreign Currency

Sl. No.	Particulars of Loans	Date of drawal	Date of Repayment
1	USD 100 Million Term Loan	12 March 2021	Payable immediately after 3 years & 3 months from the date of drawal
2	USD 100 Million Term Loan - SBI	07 April 2021	
3	USD 100 Million Term Loan - SBI - GS	14 May 2021	
4	USD 500 Million Syndication loan	30 July 2021	
5	USD 125 Million Term Loan from BOB	03 November 2021	Payable immediately after 5 years from the date of drawal
6	USD 125 Million Term Loan from BOB	01 December 2021	
7	USD 330 Million ECB Loan from SBI London	30 December 2021	Payable immediately after 3 years from the date of drawal
8	USD 300 Million ECB Loan from SBI London	30 December 2021	Payable immediately after 4 years from the date of drawal
9	USD 250 Million ECB Loan from SBI London	30 December 2021	Payable immediately after 5 years from the date of drawal
10	USD 220 Million ECB Loan from SBI London	30 December 2021	Payable immediately after 5 years & 5 months from the date of drawal
11	USD 225 Million Syndication Loan from BOB NY	30 March 2022	Payable immediately after 1 year & 9 months from the date of drawal

NOTES TO CONSOLIDATED FINANCIAL STATEMENTS

NOTE - 16: LONG TERM BORROWINGS (Contd..)

Sl. No.	Particulars of Loans	Date of drawal	Date of Repayment
12	USD 50 Million Syndication Loan from BOB NY	30 March 2022	
13	USD 25 Million Syndication Loan from BOB NY	30 March 2022	Payable immediately after 1 year & 11 months from the date of drawal
14	USD 300 Million Syndication Loan from BOB NY	30 March 2022	Payable immediately after 2 years & 6 months from the date of drawal
15	USD 300 Million SBI HK	29 September 2022	Payable immediately after 5 years from the date of drawal
16	USD 300 Million Syndication Loan	13 October 2022	Payable immediately after 5 years from the date of drawal
17	USD 60 Million Term Loan from SMBC	17 February 2022	Payable immediately after 1 years & 6 months from the date of drawal
18	USD 580 Million Term Loan	16 December 2019	Payable immediately after 5 years from the date of drawal

F. Repayment Schedule of Term loans from Banks/Financial Institutions in Rupees

Sl. No.	Particulars of Loans	Date of drawal	Date of Repayment
1	HDFC ₹1,500 crore Term Loan	20 March 2021	
2	HDFC ₹500 crore Term Loan	30 June 2021	Payable immediately after 3 years from the date of drawal
3	HDFC ₹500 crore Term Loan	22 July 2021	
4	HDFC ₹250 crore Term Loan	30 September 2021	
5	PNB ₹250 crore Term Loan	30 September 2021	Payable immediately after 35 months from drawal
6	PNB ₹750 crore Term Loan	06 November 2021	
7	HDFC ₹1,250 crore Term Loan	31 December 2021	
8	HDFC ₹500 crore Term Loan	31 March 2022	Payable immediately after 3 years from the date of drawal
9	HDFC ₹500 crore Term Loan	30 July 2022	
10	HDFC ₹1,000 crore Term Loan	01 August 2022	
11	EXIM Bank ₹750 crore Term Loan	30 September 2022	Payable immediately after 7 years from the date of drawal
12	HDFC ₹1,000 crore Term Loan	06 February 2023	Payable immediately after 3 years from the date of drawal
13	HDFC ₹1,000 crore Term Loan	31 March 2023	
14	UCO Bank ₹500 crore Term Loan	31 March 2023	Payable immediately after 5 years from the date of drawal

G. Repayment Schedule of Unsecured Interest Free Loans from Govt of Odisha

Interest free loan given by Odisha government for 15 years is disbursed in quarterly instalment of ₹175 crore starting from 1 April 2016 repayable after 15 years. Total loan disbursed till now is ₹4,900 crore which is repayable after 15 years from the quarter for which the same is given i.e. in quarterly instalments starting from last week of June 2031 onwards. This loan being interest free loan is accounted at fair value and accordingly accounting for government grant is done.

NOTE - 17: OTHER FINANCIAL LIABILITIES

(At Amortised Cost unless otherwise stated)

(₹ in crore)

Particulars	Non Current		Current	
	March 31, 2023	March 31, 2022	March 31, 2023	March 31, 2022
Interest accrued but not due on borrowings	-	-	21.40	5.94
Liability for Capital Expenditure	-	-	8,421.09	7,560.87
Liability to Trusts and Other Funds	-	-	184.44	192.28
Employee Liabilities	-	-	1,827.85	3,197.09
Unpaid Dividend	-	-	50.01	50.33
Unpaid Matured Deposits	-	-	0.01	0.01

NOTES TO CONSOLIDATED FINANCIAL STATEMENTS

NOTE - 17: OTHER FINANCIAL LIABILITIES (Contd..)

(₹ in crore)

Particulars	Non Current		Current	
	March 31, 2023	March 31, 2022	March 31, 2023	March 31, 2022
Derivative Instruments at Fair Value	-	-	235.97	307.81
Security Deposits	156.77	165.57	33,328.32	31,872.09
Others	38.04	39.54	1,331.77	1,544.04
Total	194.81	205.11	45,400.86	44,730.46

NOTE - 18: PROVISIONS

(₹ in crore)

Particulars	Non Current		Current	
	March 31, 2023	March 31, 2022	March 31, 2023	March 31, 2022
Provision for Employee Benefits	911.03	1,010.68	111.10	141.45
Decommissioning Liability A	485.41	574.67	4.41	3.58
Contingencies for probable obligations B	-	-	12,552.06	11,935.18
Less: Deposits	-	-	2,511.29	2,330.38
	-	-	10,040.77	9,604.80
Total	1,396.44	1,585.35	10,156.28	9,749.83

A. In compliance of Ind AS 37 - "Provisions, Contingent Liabilities and Contingent Assets", the required information is as under :

(₹ in crore)

Particulars	Opening Balance	Addition during the year	Utilization during the year	Reversals during the year**	Unwinding of discount and changes in the discount rate	Closing Balance
Decommissioning Liability - E&P Blocks	578.25	4.44	-	121.48	28.60	489.81
Previous Year Total	554.12	9.35	-	(3.92)	10.86	578.25

B. In compliance of Ind AS 37 - "Provisions, Contingent Liabilities and Contingent Assets", the required information is as under :

(₹ in crore)

Particulars	Opening Balance	Addition during the year	Utilization during the year	Reversals during the year**	Closing Balance*
Excise	15.50	0.05	-	-	15.55
Sales Tax / GST	2,270.22	407.58	52.47	9.57	2,615.76
Entry Tax	5,611.76	-	64.42	15.44	5,531.90
Others	4,037.70	958.00	140.67	466.18	4,388.85
Total	11,935.18	1,365.63	257.56	491.19	12,552.06
Previous Year Total	10,949.06	1,099.55	5.68	107.75	11,935.18

	Addition includes	Reversal includes
- capitalized	22.73	-
- included in Raw Material	74.31	-
- included in Finance Cost	451.75	12.02
- included in Employee Benefit Expenses	128.28	413.35
- included in Other Expenses	471.51	15.02

* Expected timing of outflow is not ascertainable at this stage as the matters are under dispute with respective authorities.

** Includes Gain on account of translation amounting to ₹33.80 crore (2022: ₹20.91 crore)

NOTES TO CONSOLIDATED FINANCIAL STATEMENTS

NOTE - 19: DEFERRED TAX LIABILITIES (NET)

(i) In compliance of Ind AS - 12 on "Income Taxes", the item wise details of Deferred Tax Liability (net) are as under:

(₹ in crore)				
Particulars	As on 01.04.2022	Provided during the year in Statement of Profit and Loss *	Provided during the year in OCI (net)	Balance as on 31.03.2023
Deferred Tax Liability:				
Related to Fixed Assets	19,500.41	1,349.99	-	20,850.40
Others	142.77	8.20	-	150.97
Total Deferred Tax Liability (A)	19,643.18	1,358.19	-	21,001.37
Deferred Tax Assets:				
Provision on Inventories, Debtors, Loans and Advance, Investments	1,289.99	88.75	-	1,378.74
Compensation for Voluntary Retirement Scheme	1.24	(0.13)	-	1.11
43B/40 (a)(ia)/other Disallowances etc.	2,914.01	5.57	-	2,919.58
Carry Forward Business Losses/ Unabsorbed Depreciation	164.00	(162.49)	-	1.51
Remeasurement of defined benefit plan	(5.71)	(3.48)	4.83	(4.36)
Fair valuation of Equity instruments	(191.99)	-	(39.71)	(231.70)
MTM on Hedging Instruments	(9.19)	-	(37.45)	(46.64)
Fair value of debt instruments	(118.57)	-	107.96	(10.61)
Unused Tax Loss (Long Term Capital Loss)	17.52	-	(2.93)	14.59
Others	227.51	(48.78)	-	178.73
Total Deferred Tax Assets (B)	4,288.81	(120.56)	32.70	4,200.95
Deferred Tax Liability (net) (A-B)	15,354.37	1,478.75	(32.70)	16,800.42

* Includes translation reserve of ₹67.78 crore due to translation of Opening Balance at Closing Exchange Rate.

(₹ in crore)				
Particulars	As on 01.04.2021	Provided during the year in Statement of Profit and Loss *	Provided during the year in OCI (net)	Balance as on 31.03.2022
Deferred Tax Liability:				
Related to Fixed Assets	18,485.00	1,015.41	-	19,500.41
Others	147.32	(4.55)	-	142.77
Total Deferred Tax Liability (A)	18,632.32	1,010.86	-	19,643.18
Deferred Tax Assets:				
Provision on Inventories, Debtors, Loans and Advance, Investments	1,298.40	(8.41)	-	1,289.99
Compensation for Voluntary Retirement Scheme	1.01	0.23	-	1.24
43B/40 (a)(ia)/other Disallowances etc.	2,794.26	119.75	-	2,914.01
Carry Forward Business Losses/Unabsorbed Depreciation	653.13	(489.13)	-	164.00
Remeasurement of defined benefit plan	12.37	(10.49)	(7.59)	(5.71)
Fair valuation of Equity instruments	(126.76)	-	(65.23)	(191.99)
MTM on Hedging Instruments	(5.66)	-	(3.53)	(9.19)
Fair value of debt instruments	(160.67)	-	42.10	(118.57)
Unused Tax Loss (Long Term Capital Loss)	12.94	4.58	-	17.52
Others	188.83	38.68	-	227.51
Total Deferred Tax Assets (B)	4,667.85	(344.79)	(34.25)	4,288.81
Deferred Tax Liability (net) (A-B)	13,964.47	1,355.65	34.25	15,354.37

* Includes translation reserve of ₹ 28.29 crore due to translation of Opening Balance at Closing Exchange Rate.

NOTES TO CONSOLIDATED FINANCIAL STATEMENTS

NOTE - 19: DEFERRED TAX LIABILITIES (NET) (Contd..)

(ii) Reconciliation between the average effective tax rate and the applicable tax rate is as below :

Particulars	2022-23		2021-22	
	%	(₹ in crore)	%	(₹ in crore)
Profit Before Tax		15,037.69		34,288.62
Tax as per applicable Tax Rate	25.168	3,784.69	25.168	8,629.76
Tax effect of:				
Income that are not taxable in determining taxable profit	(6.336)	(952.72)	(1.773)	(607.88)
Expenses that are not deductible in determining taxable profit	0.824	123.96	0.430	147.61
Variation in allowance/disallowances considered	(0.625)	(94.02)	(0.058)	(19.83)
Expenses/income related to prior years	0.017	2.51	0.264	90.63
Difference in tax due to income chargeable to tax at special rates	(0.056)	(8.42)	(0.011)	(3.67)
Share of profit of JVs/Associates added net of tax in PBT of Group	2.475	372.22	0.298	102.16
Different or nil tax rates of Group Companies	(1.113)	(167.41)	(0.061)	(20.88)
Effect of Taxes in foreign jurisdiction	1.718	258.31	0.726	248.15
Others	0.095	14.31	(0.012)	(4.03)
Average Effective Tax Rate/Income Tax Expenses	22.167	3,333.43	24.971	8,562.02

NOTE - 20: OTHER LIABILITIES (NON FINANCIAL)

Particulars	(₹ in crore)			
	Non Current		Current	
	March 31, 2023	March 31, 2022	March 31, 2023	March 31, 2022
Government Grants (Refer Note 43)	3,206.56	2,740.35	279.46	235.59
Statutory Liabilities	-	-	10,508.34	11,655.96
Advances from Customers	-	-	4,328.02	5,640.73
Others	501.34	440.24	2,034.76	1,434.40
Total	3,707.90	3,180.59	17,150.58	18,966.68

NOTE - 21: BORROWINGS - CURRENT

Particulars	(₹ in crore)	
	March 31, 2023	March 31, 2022
Secured Loans		
Loans Repayable on Demand		
From Banks/Financial Institutions		
In Foreign Currency	1,673.80	1,745.99
In Rupee	A	
Working Capital Demand Loan	8,021.44	8,020.44
Cash Credit	573.86	-
	10,269.10	9,766.43
From Others:		
Loans through Clearing Corporation of India Ltd. (CCIL)	B	4,172.06
Current maturities of long-term debt (refer note 16)	50.00	137.50
Total Secured Loans	11,841.77	14,075.99
Unsecured Loans		
Loans Repayable on Demand		
From Banks/Financial Institutions		
In Foreign Currency	39,769.91	13,874.21
In Rupee	9,297.67	10,962.05
	49,067.58	24,836.26
From Others		
Commercial Papers	-	14,740.18
Current maturities of long-term debt (refer note 16)	15,892.53	13,953.13
Total Unsecured Loans	64,960.11	53,529.57
Total Short-Term Borrowings	76,801.88	67,605.56
A. Against hypothecation by way of first pari passu charge on Raw Materials, Finished Goods, Stock-in Trade, Trade Receivables, Outstanding monies, Receivables, Claims, Contracts, Engagements to SBI and HDFC Banks. The quarterly returns of current assets filed by the company with banks are in agreement with the books of account.		
B. Against pledging of the following to CCIL:		
Government Securities including OMC GOI Special Bonds (Refer Note 4)	2,401.00	6,014.93
Bank Guarantees	-	1,650.00

NOTES TO CONSOLIDATED FINANCIAL STATEMENTS

NOTE - 22: TRADE PAYABLES

(At amortised cost)

(₹ in crore)

Particulars	March 31, 2023	March 31, 2022
Dues to Micro and Small Enterprises	1,024.97	806.63
Dues to Related Parties	1,203.79	852.63
Dues to Others	52,505.34	47,402.59
Total	54,734.10	49,061.85

Ageing of Trade Payables

(₹ in crore)

Particulars	Unbilled	Not Due	Outstanding for following periods from due date of payment				Total
			Less than 1 year	1-2 years	2-3 years	More than 3 years	
Current Year							
i) MSME*	323.80	325.64	375.03	0.05	-	-	1,024.52
ii) Others	2,445.98	45,840.08	4,739.58	42.47	9.32	26.68	53,104.11
iii) Disputed Dues - MSME*	0.13	0.31	-	-	-	-	0.44
iv) Disputed Dues - Others	274.55	92.25	26.80	52.17	21.39	137.87	605.03
Total	3,044.46	46,258.28	5,141.41	94.69	30.71	164.55	54,734.10
Previous Year							
i) MSME*	251.20	368.95	185.36	0.01	-	-	805.52
ii) Others	1,995.15	41,436.69	4,211.11	15.36	13.91	25.82	47,698.04
iii) Disputed Dues - MSME*	-	1.11	-	-	-	-	1.11
iv) Disputed Dues - Others	220.78	123.38	52.05	22.36	0.18	138.43	557.18
Total	2,467.13	41,930.13	4,448.52	37.73	14.09	164.25	49,061.85

*Micro and Small Enterprises in line with Note -22: Trade Payables

Note: Generally, undisputed Trade Payables are settled on or before the due dates and amount outstanding beyond due dates are on account of pending compliance of Contractual/ Statutory requirement by Vendors.

NOTE - 23: REVENUE FROM OPERATIONS

(₹ in crore)

Particulars	2022-2023	2021-2022
Sale of Products and Crude	9,55,038.27	7,45,733.49
Less: Discounts	18,945.85	13,609.74
Sales (Net of Discounts)	9,36,092.42	7,32,123.75
Sale of Services	315.49	289.46
Other Operating Revenues (Note "23.1")	3,991.02	3,836.98
	9,40,398.93	7,36,250.19
Net Claim/(Surrender) of SSC and other claims	5.44	305.46
Subsidy From Central/State Government	204.57	160.65
Grant from Government of India	10,801.00	-
Total	9,51,409.94	7,36,716.30

A. The MoPNG, vide letter dated 30.04.2020 had conveyed to Oil Marketing Companies (OMCs) that where Market Determined Price (MDP) of LPG cylinders is less than its Effective Cost to Customer (ECC), the OMCs will retain the difference in a separate buffer account for future adjustment. However, as on 31st March 2023, the Parent Company had a cumulative negative buffer of ₹2,220.00 crore as the retail selling price was less than MDP. This amount is after adjustment of one-time grant of ₹10,801.00 crore provided by Government of India against under-recoveries on sale of Domestic LPG during FY 2021-22 and FY 2022-23 and uncompensated cost of ₹4,166.00 crore.

NOTES TO CONSOLIDATED FINANCIAL STATEMENTS

NOTE - 23.1: OTHER OPERATING REVENUES

Particulars	(₹ in crore)	
	2022-2023	2021-2022
Sale of Power and Water	481.57	464.21
Revenue from Construction Contracts	4.06	7.49
Unclaimed/Unspent liabilities written back	83.91	130.23
Provision for Doubtful Advances, Claims, and Stores written back	13.71	340.28
Provision for Contingencies written back	50.80	92.14
Recoveries from Employees	1.67	1.57
Retail Outlet License Fees	1,402.95	1,070.70
Income from Non Fuel Business	302.38	237.58
Commission and Discount Received	1.25	1.19
Sale of Scrap	380.30	418.96
Income from Finance Leases	0.10	0.28
Amortization of Capital Grants	27.89	27.63
Revenue Grants	221.69	188.92
Terminalling Charges	52.82	63.74
Other Miscellaneous Income	965.92	792.06
Total	3,991.02	3,836.98

Particulars relating to Revenue Grants are given in Note - 43.

NOTE - 24: OTHER INCOME

Particulars	(₹ in crore)	
	2022-2023	2021-2022
Interest on:	A	
Financial items:		
Deposits with Banks	99.41	52.06
Customers Outstandings	862.24	416.38
Oil Companies GOI SPL Bonds/ Other Investment	1,092.13	1,098.84
Other Financial Items	324.63	356.95
Total interest on Financial items	2,378.41	1,924.23
Non-Financial items	165.93	14.42
	2,544.34	1,938.65
Dividend	B	
Profit on sale and disposal of Assets	-	11.97
Gain on Derivatives	-	68.00
Fair value Gain on Financial instruments classified as FVTPL	1.81	6.12
Other Non Operating Income	29.65	18.43
Total	4,198.92	3,096.76
A 1. Includes Tax Deducted at Source	78.47	42.87
A 2. Includes interest received under section 244A of the Income Tax Act.	137.59	2.33
A 3. Includes interest on:		
Current Investments	724.22	705.18
Non-Current Investments	367.91	393.66
A 4. Total interest income (calculated using the effective interest method) for financial assets:		
In relation to Financial assets classified at amortised cost	1,286.28	825.39
In relation to Financial assets classified at FVOCI	1,092.13	1,098.84
B Dividend Income consists of Dividend on:		
Current Investments	-	-
Non-Current Investments	1,623.12	1,053.59

NOTES TO CONSOLIDATED FINANCIAL STATEMENTS

NOTE - 25: COST OF MATERIALS CONSUMED

(₹ in crore)

Particulars	2022-2023	2021-2022
Opening Stock	44,118.45	30,024.74
Add: Purchases	5,06,004.63	3,44,766.09
	5,50,123.08	3,74,790.83
Less: Closing Stock	46,365.80	44,118.45
Total	5,03,757.28	3,30,672.38

NOTE - 26: CHANGES IN INVENTORIES OF FINISHED GOODS, STOCK-IN-TRADE AND STOCK IN PROCESS

(₹ in crore)

Particulars	2022-2023	2021-2022
Closing Stock		
Finished Products	42,959.34	40,285.95
Stock in Process	10,846.81	10,728.63
Stock-in-Trade	14,516.17	10,978.03
	68,322.32	61,992.61
Less: Opening Stock		
Finished Products	40,285.95	32,586.14
Stock in Process	10,728.63	6,263.12
Stock-in-Trade	10,978.03	9,432.37
	61,992.61	48,281.63
Net Increase/(Decrease)	6,329.71	13,710.98

NOTE - 27: EMPLOYEE BENEFITS EXPENSE

(₹ in crore)

Particulars	2022-2023	2021-2022
Salaries, Wages, Bonus etc	6,950.08	8,302.58
Contribution to Provident & Other Funds	962.14	1,764.66
Voluntary Retirement Compensation	1.54	2.90
Staff Welfare Expenses	1,445.38	1,512.78
Total	9,359.14	11,582.92

A. Excludes ₹ 445.26 crore (2022: ₹ 477.68 crore) included in capital work in progress (construction period expenses - Note-2.2)/intangible assets under development (Note - 3.1) and ₹ 12.26 crore (2022: ₹ 14.11 crore) included in CSR expenses (Note - 29.1).

B. Disclosure in compliance with Indian Accounting Standard-19 on "Employee Benefits" is given in Note - 36.

NOTE - 28: FINANCE COSTS

(₹ in crore)

Particulars	2022-2023	2021-2022
Interest Payments on Financial items:		
Working Capital Loans:		
Bank Borrowings	2,142.62	668.64
Bonds/Debentures	815.12	513.58
Others	529.84	596.10
	3,487.58	1,778.32

NOTES TO CONSOLIDATED FINANCIAL STATEMENTS

NOTE - 28: FINANCE COSTS (Contd..)

Particulars	(₹ in crore)	
	2022-2023	2021-2022
Other Loans:		
Bank Borrowings	852.03	443.03
Bonds/Debentures	817.40	706.87
Lease Obligations	819.86	763.08
Others	-	2.10
	2,489.29	1,915.08
Unwinding of Discount	142.51	121.97
Others	11.60	4.15
	6,130.98	3,819.52
Interest Payments on Non Financial items:		
Unwinding of Discount	21.80	25.72
Others	A 494.42	451.53
	516.22	477.25
	6,647.20	4,296.77
Other Borrowing Cost	B 22.36	30.60
Applicable Net (Gain)/Loss on Foreign Currency Transactions and Translation	871.80	1,095.89
Total	7,541.36	5,423.26
A. Mainly includes Interest on Kandla Port Trust Rental Liability	285.07	159.88
B. Mainly pertains to franking charges, service charges & other indirect expenses on borrowings.		
Total interest expense (calculated using the effective interest method) for financial liabilities that are not at fair value through profit or loss	6,130.98	3,819.52

NOTE - 29: OTHER EXPENSES

Particulars	(₹ in crore)	
	2022-2023	2021-2022
Consumption:		
a) Stores, Spares and Consumables	2,508.96	2,175.67
b) Packages & Drum Sheets	565.27	559.49
	3,074.23	2,735.16
Power & Fuel	39,792.46	34,480.85
Less : Fuel from own production	31,910.28	26,870.22
	7,882.18	7,610.63
Throughput, Processing & Blending Fees, Royalty and Other Charges	1,410.59	1,192.36
Octroi, Other Levies and Irrecoverable taxes	2,974.34	2,225.69
Repairs and Maintenance		
i) Plant & Equipment	4,682.95	3,965.98
ii) Buildings	426.06	358.05
iii) Others	703.74	642.81
	5,812.75	4,966.84
Freight, Transportation Charges and Demurrage	16,168.31	14,813.66
Office Administration, Selling and Other Expenses (Note "29.1")	17,822.58	10,939.50
Total	55,144.98	44,483.84
Less: Company's use of own Products and Crude	1,765.52	1,153.37
Total (Net)	53,379.46	43,330.47

NOTES TO CONSOLIDATED FINANCIAL STATEMENTS

NOTE - 29.1: OFFICE, ADMINISTRATION, SELLING AND OTHER EXPENSES

(₹ in crore)

Particulars	2022-2023	2021-2022
Rent	1,034.74	656.02
Insurance	418.15	346.52
Rates & Taxes	286.07	174.90
Donation	27.31	2.00
Payment to auditors		
As Auditors	4.99	4.85
For Taxation Matters	0.58	0.57
Other Services (for issuing other certificates etc.)	1.94	1.73
For reimbursement of expenses	0.26	0.13
	7.77	7.28
Travelling & Conveyance	888.37	649.30
Communication Expenses	71.28	68.63
Printing & Stationery	47.41	39.38
Electricity & Water	450.00	388.51
Bank Charges	46.49	30.81
Advances, Claims, CWIP, etc. written off	11.19	11.46
Provision/Loss on Assets sold or written off (Net)	66.12	-
Technical Assistance Fees	101.62	89.59
Exchange Fluctuation (net)	7,161.81	1,452.28
Provision for Doubtful Advances, Claims, CWIP, Stores etc.	60.61	185.64
Security Force Expenses	995.53	913.93
Sales Promotion Expenses (Including Commission)	1,146.90	1,287.61
Handling Expenses	766.41	715.03
Terminalling Charges	12.62	13.74
Provision for Probable Contingencies	217.06	234.86
Exploration & Production Cost	1,828.81	1,817.20
Loss on Derivatives	357.76	-
Expenses on Construction Contracts	3.69	6.64
Expenses on CSR Activities	355.86	323.24
Training Expenses	112.79	78.23
Legal Expenses/Payment To Consultants	204.05	223.33
Notices and Announcement	13.32	11.51
Advertisement and Publicity	81.67	37.32
Pollution Control Expenses	108.41	87.34
Amortisation and Remeasurement of PMUY Assets	69.04	587.97
Miscellaneous Expenses	869.72	499.23
Total	17,822.58	10,939.50

NOTE - 30: OTHER COMPREHENSIVE INCOME

(₹ in crore)

Particulars	2022-2023	2021-2022
Items that will not be reclassified to profit or loss:		
Remeasurement of Defined Benefit Plans	(111.47)	(739.29)
Fair value of Equity Instruments	(1,433.94)	6,783.55
Share of Joint Ventures and associates in Remeasurement of Defined Benefit Plans	1.39	(0.54)
	(1,544.02)	6,043.72
Income Tax relating to items that will not be reclassified to profit or loss:		
Remeasurement of Defined Benefit Plans	28.29	186.20
Fair value of Equity Instruments	(42.64)	(65.23)
Share of Joint Ventures and associates in Remeasurement of Defined Benefit Plans	(0.09)	0.06
	(14.44)	121.03

NOTES TO CONSOLIDATED FINANCIAL STATEMENTS**NOTE - 30: OTHER COMPREHENSIVE INCOME (Contd..)**

Particulars	(₹ in crore)	
	2022-2023	2021-2022
Items that will be reclassified to profit or loss:		
Fair value of Debt Instruments	(464.12)	(167.12)
Gain/(Loss) on Hedging Instruments	148.80	36.52
Translation Reserve on Consolidation	1,531.04	161.61
Share of Joint Ventures and associates in Translation Reserve on Consolidation	(16.13)	(6.34)
	1,199.59	24.67
Income Tax relating to items that will be reclassified to profit or loss:		
Fair value of Debt Instruments	107.96	42.10
Gain/(Loss) on Hedging Instruments	(37.45)	(9.19)
	70.51	32.91
Total	(288.36)	6,222.33

NOTE-31: DISTRIBUTIONS MADE AND PROPOSED

Particulars	(₹ in crore)	
	March 31, 2023	March 31, 2022
Cash Dividends on Equity Shares declared:		
Final Dividend		
Total Final Dividend during the current year for previous financial year: ₹ 2.40 per share (2022: ₹ 1.00 per share after restatement of bonus shares for previous financial year)	3,305.17	1,377.16
Interim Dividend		
Total Interim Dividend for current financial year: NIL per share (2022: ₹ 6.00 per share after restatement of bonus shares)	-	8,262.93
Total	3,305.17	9,640.09
Proposed Dividend on Equity Shares		
Final proposed Dividend for current financial year: ₹ 3.00 per share (2022: ₹ 2.40 per share)	4,131.47	3,305.17

Notes

- 349677684 (233118456 before issue of bonus shares) shares held under IOC Shares Trust (Shareholder) of face value ₹ 349.68 crore (₹ 233.12 crore before issue of bonus shares) (2022: ₹ 233.12 crore) have been netted off from paid up capital. IOC Shares Trust have waived its right to receive the Dividend w.e.f. March 02, 2020 and therefore Dividend on shares held by IOC Shares Trust was neither proposed in the last year nor during the current financial year.
- The Parent Company has also incurred expenses on distribution of final dividend amounting to ₹ 0.19 crore (2022: ₹ 0.24 crore) and on distribution of interim dividend amounting to NIL (2022: ₹ 0.48 crore) which have been debited to equity.
- The Board of Directors of the Parent Company in its meeting held on 17.05.2022 had recommended issue of bonus equity shares in the ratio of one equity share of ₹10 for every two equity shares of ₹10 each held and subsequently approved by the members of the Company in AGM. Pursuant to this the company has issued bonus shares in July 2022.

NOTE-32: EARNINGS PER SHARE (EPS)

Basic and Diluted EPS amounts are calculated by dividing the profit/(loss) for the year attributable to equity holders of the parent by the weighted average number of Equity Shares outstanding during the year.

The following reflects the profit/(loss) and number of shares used in the basic and diluted EPS computations:

Particulars	2022-23	2021-22
Profit/(loss) attributable to Equity holders (₹ in crore)	9,792.12	25,102.23
Weighted Average number of Equity Shares used for computing Earning Per Share (Basic)	13771560699	13771560699
Weighted Average number of Equity Shares used for computing Earning Per Share (Diluted)	13771560699	13771560699
Earnings Per Share (Basic) (₹)	7.11	18.23
Earnings Per Share (Diluted) (₹)	7.11	18.23
Face value per share (₹)	10.00	10.00

NOTES TO CONSOLIDATED FINANCIAL STATEMENTS

NOTE-32: EARNINGS PER SHARE (EPS) (Contd..)

Notes

- 349677684 (233118456 before issue of bonus shares) Equity Shares held under IOC Share Trust of face value ₹ 349.68 crore (₹ 233.12 crore before issue of bonus shares) have been excluded from weighted average number of Equity Shares and EPS is computed accordingly.
- Pursuant to the approval of the shareholders, the Parent Company has issued bonus shares in the ratio of one equity share of ₹10 for every two equity shares of ₹10 each held in July 2022. Accordingly, earnings per share (EPS) (basic and diluted) of FY 2021-22 have been adjusted on account of bonus shares.

NOTE - 33A: GROUP INFORMATION AND MATERIAL PARTLY OWNED SUBSIDIARIES

Information about subsidiaries

The consolidated financial statements of the Group includes subsidiaries listed in the table below:

Name	Principal Activities	Country of Incorporation	Equity Interest	
			31-03-23	31-03-22
Chennai Petroleum Corporation Limited	Refining of petroleum products	India	51.89%	51.89%
IndianOil (Mauritius) Limited	Terminalling, Retailing & Aviation refuelling	Mauritius	100.00%	100.00%
Lanka IOC PLC	Retailing, Terminalling & Bunkering	Sri Lanka	75.12%	75.12%
IOC Middle East FZE	Lube blending & marketing of lubricants	UAE	100.00%	100.00%
IOC Sweden AB	Investment company for E&P Project in Venezuela & Israel	Sweden	100.00%	100.00%
IOCL (USA) Inc.	Participation in Shale Gas Asset Project	USA	100.00%	100.00%
IndOil Global B.V.	Investment company for E&P Project in Canada	Netherlands	100.00%	100.00%
IOCL Singapore PTE Limited	Investment company for E&P Project in Russia, Oman & Abu Dhabi	Singapore	100.00%	100.00%

The Holding Company

51.50% of total shares are held by President of India as at March 31,2023 (March 31,2022: 51.50%)

Material partly-owned subsidiaries

Financial information of subsidiaries that have material non-controlling interests is provided below:

1. Proportion of equity interest held by non-controlling interests:

Name	Country of incorporation	31-03-23	31-03-22
Chennai Petroleum Corporation Limited	India	48.11%	48.11%
Lanka IOC PLC	Sri Lanka	24.88%	24.88%

2. Information regarding non-controlling interest:

Particulars	₹ in crore)	
	March 31, 2023	March 31, 2022
Accumulated balances of material non-controlling interest:		
Chennai Petroleum Corporation Limited	3,115.16	1,436.91
Lanka IOC PLC	378.94	154.56
Profit/(loss) allocated to material non-controlling interest:		
Chennai Petroleum Corporation Limited	1,699.02	650.46
Lanka IOC PLC	213.12	(26.09)

The summarised financial information of these subsidiaries are provided below. This information is based on amounts before inter-company eliminations.

NOTES TO CONSOLIDATED FINANCIAL STATEMENTS

NOTE – 33A: GROUP INFORMATION AND MATERIAL PARTLY OWNED SUBSIDIARIES (Contd..)

1. Summarised Balance Sheet:

Particulars	(₹ in crore)			
	Chennai Petroleum Corporation Limited		Lanka IOC PLC	
	31-03-23	31-03-22	31-03-23	31-03-22
Current assets	7,668.12	8,866.58	1,824.32	1,421.80
Current liabilities	6,583.06	11,505.94	512.42	1,054.27
Non-current assets	8,367.99	8,729.00	226.38	265.10
Non-current liabilities	2,977.97	3,102.91	15.24	11.44
Net assets	6,475.08	2,986.73	1,523.04	621.19
Accumulated Non-Controlling Interests	3,115.16	1,436.91	378.94	154.56

2. Summarised Statement of Profit and Loss:

Particulars	(₹ in crore)			
	Chennai Petroleum Corporation Limited		Lanka IOC PLC	
	2022-23	2021-22	2022-23	2021-22
Revenue From Operations	90,908.27	60,474.29	6,409.27	3,304.54
Other Income	7.19	17.74	135.83	119.22
Cost of Material Consumed	67,188.78	40,045.19	-	-
Excise Duty	14,173.57	17,098.91	-	-
Purchases of Stock in trade	375.89	47.72	5,418.61	3,623.71
Changes in inventories of finished goods, stock-in-trade and work in progress	978.65	(1,227.29)	(244.16)	(358.61)
Employee Benefits Expense	556.30	555.26	23.42	27.03
Finance Costs	330.18	412.44	124.08	110.88
Depreciation and amortization expense	573.46	503.89	10.33	16.65
Impairment Losses	-	(0.37)	0.47	-
Other Expenses	1,937.87	1,230.62	195.90	86.64
Profit before exceptional items and tax	4,800.76	1,825.66	1,016.45	(82.54)
Share of Profit of Joint Ventures/ Associates	5.66	15.59	-	-
Profit/(loss) before tax	4,806.42	1,841.25	1,016.45	(82.54)
Tax expense	1,274.89	489.22	159.85	22.32
Profit/(Loss) for the period	3,531.53	1,352.03	856.60	(104.86)
Other Comprehensive Income	(13.40)	23.50	71.48	(64.33)
Total comprehensive income	3,518.13	1,375.53	928.08	(169.19)
Profit Attributable to Non-Controlling Interests	1,699.02	650.46	213.12	(26.09)
Dividends paid to Non-Controlling Interests	14.33	-	6.52	4.16

3. Summarised Cash Flow Information:

Particulars	(₹ in crore)			
	Chennai Petroleum Corporation Limited		Lanka IOC PLC	
	2022-23	2021-22	2022-23	2021-22
Operating Activities	5,748.95	1,025.87	595.56	(132.93)
Investing Activities	(402.51)	(675.85)	(3.02)	75.24
Financing Activities	(5,353.55)	(342.84)	(513.64)	128.33
Currency Translation Difference	-	-	5.81	(26.69)
Net increase/(decrease) in Cash and Cash Equivalents	(710)	7.18	84.71	43.95

NOTES TO CONSOLIDATED FINANCIAL STATEMENTS

NOTE - 33B: INTEREST IN JOINT VENTURE & ASSOCIATES

A. Details of Interest in Joint Ventures & Associates is as under:

Name of entity	Place of Business	Equity Interest	
		March 31, 2023	March 31, 2022
Joint Ventures			
IndianOil Adani Ventures Limited (Formerly known as Indian Oiltanking Limited)	India	49.38%	49.38%
Lubrizol India Private Limited	India	26.00%	26.00%
Indian Oil Petronas Private Limited	India	50.00%	50.00%
Green Gas Limited	India	49.98%	49.98%
Indian Oil Skytanking Private Limited	India	50.00%	50.00%
Suntera Nigeria 205 Limited	Nigeria	25.00%	25.00%
Delhi Aviation Fuel Facility Private Limited	India	37.00%	37.00%
Indian Synthetic Rubber Private Limited	India	50.00%	50.00%
Indian Oil Ruchi Biofuels LLP [@]	India	50.00%	50.00%
NPCIL - IndianOil Nuclear Energy Corporation Limited	India	26.00%	26.00%
GSPL India Transco Limited	India	26.00%	26.00%
GSPL India Gasnet Limited	India	26.00%	26.00%
IndianOil Adani Gas Private Limited	India	50.00%	50.00%
Mumbai Aviation Fuel Farm Facility Private Limited	India	25.00%	25.00%
Kochi Salem Pipelines Private Limited	India	50.00%	50.00%
IndianOil LNG Private Limited	India	45.00%	45.00%
Petronet CI Limited ^{@@}	India	26.00%	26.00%
Hindustan Urvarak and Rasayan Limited [#]	India	29.67%	29.67%
Ratnagiri Refinery & Petrochemicals Limited	India	50.00%	50.00%
Indradhanush Gas Grid Limited	India	20.00%	20.00%
IHB Limited	India	50.00%	50.00%
IndianOil Total Private Limited	India	50.00%	50.00%
IOC Phinergy Private Limited	India	50.00%	50.00%
Paradeep Plastic Park Limited	India	49.00%	49.00%
Cauvery Basin Refinery and Petrochemicals Limited ^{##}	India	25.00%	-
Associates			
Avi-Oil India Private Limited	India	25.00%	25.00%
Petronet VK Limited	India	50.00%	50.00%
Petronet LNG Limited	India	12.50%	12.50%
Petronet India Limited ^{@@@}	India	18.00%	18.00%

[@] Indian Oil has exited the Joint Venture, IndianOil Ruchi Biofuels LLP (M/s IORB) by giving notice of its exit from the LLP to the other JV partner viz. Ruchi Soya Industries Limited (M/s Ruchi) as well as to the LLP on December 26, 2018 stating that it will exit the LLP w.e.f. January 25, 2019. The time frame for completing exit formalities by M/s Ruchi by filing requisite forms with ROC was within 30 days of notice expiry period (i.e., by February 24, 2019) but the same is still pending and IndianOil's name is appearing on ROC website as Partner in the said LLP. It has been informed that M/s Ruchi was under Corporate Insolvency Resolution Process and has been taken over by Patanjali Ayurveda Limited, and for the purpose of carrying out the process of liquidation, M/s. Sanatan has been inducted as the new partner in place of Indian Oil. All necessary documents have been provided to M/s Ruchi for completing formalities relating to exit of IndianOil from IORB LLP.

^{@@} Petronet CI Ltd. (PCIL) is a JV amongst Indian Oil, PIL, RIL, NEL and BPCL. The company is under winding up and the matter is pending with Official Liquidator since 2006.

^{@@@} Petronet India Limited (PIL) is a JV amongst Indian Oil, BPCL, HPCL, RIL, NEL, IL&FS, SBI and ICICI. The company is under winding up and the matter is pending with Official Liquidator since 2018.

[#] The Board of IndianOil at its meeting held on 23.11.2022 has accorded in-principle approval for disinvestment of Hindustan Urvarak & Rasayan Limited.

^{##} Cauvery Basin Refinery and Petrochemicals Limited (CBRPL) has been incorporated on 6th January 2023 as a Joint Venture of Indian Oil and Chennai Petroleum Corporation Limited each holding 25% equity and balance by seed equity investors, for construction of new 9 MMTPA refinery at Cauvery Basin Nagapattinam. IndianOil has made equity contribution of 25% stake in Cauvery Basin Refinery and Petrochemicals Limited during the month of March 2023.

Note:

- The financials of Joint Operations as mentioned in Note 34 have been included in the financial statements of Indian Oil Corporation Ltd & Subsidiary Companies and in respect of other Joint Ventures/Associates of Subsidiary Companies, the same has been included in the financial statements of respective subsidiary company.
- Ujjwala Plus Foundation is a joint venture of IOCL, BPCL and HPCL with fund contribution in the ratio of 50:25:25 which was incorporated as a limited by guarantee Company (without share capital) under section 8 of Companies Act, 2013.

NOTES TO CONSOLIDATED FINANCIAL STATEMENTS**NOTE - 33B: INTEREST IN JOINT VENTURE & ASSOCIATES (Contd..)****B. Summarised Financials of Material Associate / Joint Venture:****I.A. Summarised Balance Sheet of M/s Petronet LNG Limited:**

Particulars	(₹ in crore)	
	March 31, 2023	March 31, 2022
Current assets	11,846.97	8,715.35
Current liabilities	2,900.40	2,736.74
Non-current assets	10,905.52	12,646.43
Non-current liabilities	4,587.53	4,956.94
Net assets	15,264.56	13,668.10
Proportion of the Group's ownership	1,908.07	1,708.51
Carrying amount of the investment	1,908.07	1,708.51
The above amounts of assets and liabilities include the followings		
Cash and cash equivalents	62.66	1,053.92
Current Financial Liabilities	2,044.40	2,048.39
Non-current financial liabilities	3,070.47	3,133.17

I.B. Summarised Statement of Profit and Loss of M/s Petronet LNG Limited:

Particulars	(₹ in crore)	
	2022-23	2021-22
Revenue From Operations	59,899.35	43,168.57
Other Income	523.07	297.73
Revenue From Operations	60,422.42	43,466.30
Cost of Material/Service Consumed	53,952.35	37,077.47
Employee Benefits Expense	169.10	177.92
Finance Costs	330.51	317.33
Depreciation and amortization expense	764.34	768.45
Other Expenses	785.92	565.84
Profit/(loss) Before tax	4,420.20	4,559.29
Tax expense:		
Current Tax	1,222.00	1,169.18
Deferred Tax	(127.62)	(48.01)
Profit/(Loss) for the year	3,325.82	3,438.12
Other Comprehensive Income	(4.36)	(1.92)
Total comprehensive income	3,321.46	3,436.20
Group's Share in above:		
Profit/(Loss) for the period	415.73	429.76
Other Comprehensive Income	(0.54)	(0.24)
Total comprehensive income	415.19	429.52
Dividend received	215.62	196.87

II.A. Summarised Balance Sheet of M/s Indian Oil Petronas Private Limited:

Particulars	(₹ in crore)	
	March 31, 2023	March 31, 2022
Current assets	1,044.00	928.32
Current liabilities	116.72	213.11
Non-current assets	817.85	918.37
Non-current liabilities	217.29	274.38
Net assets	1,527.84	1,359.20
Proportion of the Group's ownership	763.92	679.60
Carrying amount of the investment	691.53	607.18

NOTES TO CONSOLIDATED FINANCIAL STATEMENTS

NOTE - 33B: INTEREST IN JOINT VENTURE & ASSOCIATES (Contd..)

Particulars	(₹ in crore)	
	March 31, 2023	March 31, 2022
The above amounts of assets and liabilities include the followings		
Cash and cash equivalents	35.95	284.75
Current Financial Liabilities	89.46	193.36
Non-current financial liabilities	137.48	196.32

II.B. Summarised Statement of Profit and Loss of M/s Indian Oil Petronas Private Limited:

Particulars	(₹ in crore)	
	2022-23	2021-22
Revenue From Operations	3,354.57	2,956.66
Other Income	40.59	32.20
Revenue From Operations	3,395.16	2,988.86
Cost of Material/Service Consumed	2,719.65	2,393.93
Employee Benefits Expense	21.57	20.84
Finance Costs	16.85	24.71
Depreciation and amortization expense	75.93	77.78
Other Expenses	225.69	216.66
Profit/(loss) Before tax	335.47	254.94
Tax expense:		
Current Tax	84.47	66.62
Deferred Tax	1.75	(1.45)
Profit/(Loss) for the year	249.25	189.77
Other Comprehensive Income	(0.21)	0.04
Total comprehensive income	249.04	189.81
Group's Share in above:		
Profit/(Loss) for the period	124.62	94.88
Other Comprehensive Income	(0.10)	0.02
Total comprehensive income	124.52	94.90
Dividend received	40.20	120.60

C. Details in respect of other Joint Venture & Associates:

Particulars	(₹ in crore)	
	March 31, 2023	March 31, 2022
Carrying Amount of Investments		
Joint Ventures	11,130.47	9,437.05
Associates	22.73	19.33
Aggregate amounts of the group's share of other Joint Ventures:		
Share of Profits After Tax	134.41	164.24
Other comprehensive income	(14.07)	(6.85)
Total comprehensive income	120.34	157.39
Aggregate amounts of the group's share of other Associates:		
Share of Profits After Tax	4.04	1.61
Other comprehensive income	(0.01)	(0.01)
Total comprehensive income	4.03	1.60

D. Group's share in Capital Commitments and Contingent Liabilities in respect of Joint Venture & Associates is as under:

Particulars	(₹ in crore)	
	March 31, 2023	March 31, 2022
Capital Commitments	3,323.36	3,692.61
Contingent Liabilities	1,071.41	864.02

NOTES TO CONSOLIDATED FINANCIAL STATEMENTS

NOTE-34: INTEREST IN JOINT OPERATIONS

A. The Group's interest in Joint Operations are as under:

Name	Principle place of business	Proportion of Ownership Interest		
		March 31, 2023	March 31, 2022	
E&P Blocks				
1) AA-ONN-2001/2	A	India	20.00%	20.00%
2) GK-OSN-2009/1	B	India	25.00%	25.00%
3) AAP-ON-94/1		India	29.03%	29.03%
4) AA/ONDSF/UMATARA/2018		India	90.00%	90.00%
5) BK-CBM-2001/1		India	20.00%	20.00%
6) NK-CBM-2001/1		India	20.00%	20.00%
7) FARSI BLOCK IRAN	C	Iran	40.00%	40.00%
8) SHAKTHI GABON		Gabon	50.00%	50.00%
9) AREA 95-96	D	Libya	25.00%	25.00%
10) RJ-ONHP-2017/8		India	30.00%	30.00%
11) AA-ONHP-2017/12		India	20.00%	20.00%
12) MB/OSDSF/WO5/2021	E	India	30.00%	-
13) KG/OSDSF/CHANDRIKA/2021		India	30.00%	-
14) North Montney Joint Venture		Canada	10.00%	10.00%
15) Niobrara Shale Project		USA	10.00%	10.00%
16) Mukhaizna Oil Field		Oman	17.00%	17.00%
Others				
17) INDOIL Netherlands B.V.	F	Netherlands	50.00%	50.00%

A. Exploration License expired on October 7, 2015. Consortium has requested Directorate General of Hydrocarbon (DGH) for Appraisal phase, however vide letter dated March 6, 2019, it was opined to carry out Exploration activity instead of Appraisal work. Accordingly, Operator requested DGH for extension of exploration period. Response from DGH is awaited.

B. Appraisal period has expired on February 1, 2022. Consortium had requested Directorate General of Hydrocarbon (DGH) for extension. Response from DGH is awaited.

C. The project's exploration period ended on 24 June 2009. The contractual arrangement with respect to development of the block could not be finalized so far with Iranian Authorities.

D. Under Force Majeure since May 20, 2014

E. Blocks awarded under Discovered Small Field (DSF) Bid Round-III

F. IOC Sweden AB through its JV INDOIL Netherlands B.V has invested in Petrocarabobo project, the outcome of this investment may get delayed due to the political and economic situation in Venezuela.

B. The Group share of Financial position of Joint Operations are as under:

Particulars	₹ in crore)	
	March 31, 2023	March 31, 2022
Assets	9,677.40	9,172.63
PPE (including Producing Properties)	6,495.65	6,226.82
Capital Work in Progress	395.02	340.91
Intangible Asset under Development (Net of Provisions)	2,021.23	1,953.03
Other Assets (Net of Provisions)	765.50	651.87
Liabilities & Provisions	5,469.78	5,130.42
Liabilities	4,968.45	4,552.18
Provisions	501.33	578.24
Income	3,460.34	3,188.18
Sale of Products (Net of Own Consumption)	3,457.19	3,188.05
Other Income	3.15	0.13

NOTES TO CONSOLIDATED FINANCIAL STATEMENTS

NOTE-34: INTEREST IN JOINT OPERATIONS (Contd..)

Particulars	(₹ in crore)	
	March 31, 2023	March 31, 2022
Expenditure	2,976.24	2,890.20
Expenditure written off (incl exploration related)	2.14	-
Other Costs (incl exploration related)	2,974.10	2,890.20
Net Results	484.10	297.98
Commitments	2,432.02	715.14
Contingent Liabilities	-	-

Note: Including financial position of relinquished blocks.

NOTE-35A: DISCLOSURE RELATING EXPLORATION AND PRODUCTION ACTIVITIES

In compliance of Ind-AS-106 on "Exploration for and Evaluation of Mineral Resources", the disclosure of financial information relating to activity associated with the exploration for and evaluation of mineral resources (crude oil, natural gas etc.) are as under:

Name	(₹ in crore)	
	March 31, 2023	March 31, 2022
(i) Assets	220.76	211.00
- Intangible Assets under Development	217.58	205.23
- Capital Work in Progress	-	0.70
- Other Assets	3.18	5.07
(ii) Liabilities	128.46	84.84
- Provisions	12.48	2.31
- Other Liabilities	115.98	82.53
(iii) Income	-	-
(iv) Expenses	39.05	27.89
- Exploration expenditure written off	2.14	-
- Other exploration costs	36.91	27.89
(v) Cash Flow		
- Net Cash from/(used) in operating activities	2.73	(29.10)
- Net Cash from/(used) in investing activities	(7.91)	(0.52)

NOTE-35B: IN COMPLIANCE OF REVISED GUIDANCE NOTE ON ACCOUNTING FOR OIL AND GAS PRODUCING ACTIVITIES, THE REQUIRED DISCLOSURES IN RESPECT OF RESERVES ARE AS UNDER:

Net Proved Reserves of Crude Oil, Condensate, Natural Gas Liquids and Gas:

Assets		March 31, 2023		March 31, 2022	
		Crude Oil, Condensate, NGLs	Natural Gas	Crude Oil, Condensate, NGLs	Natural Gas
		TMT	Million Cubic Meter	TMT	Million Cubic Meter
A) Proved Reserves					
Niobrara Shale Project, USA	Beginning	125.21	39.67	166.54	48.79
	Addition	117.03	39.46	-	-
	Deduction	-	-	32.57	5.66
	Production	5.68	2.43	8.76	3.46
	Balance	236.56	76.70	125.21	39.67
Pacific Northwest LNG, Canada	Beginning	1,641.38	12,629.16	1,384.97	10,372.70
	Addition	368.89	2,877.47	325.22	2,861.07
	Deduction	-	-	-	-
	Production	105.82	712.97	68.81	604.62
	Balance	1,904.45	14,793.66	1,641.38	12,629.16

NOTES TO CONSOLIDATED FINANCIAL STATEMENTS

NOTE-35B: IN COMPLIANCE OF REVISED GUIDANCE NOTE ON ACCOUNTING FOR OIL AND GAS PRODUCING ACTIVITIES, THE REQUIRED DISCLOSURES IN RESPECT OF RESERVES ARE AS UNDER: (Contd..)

Assets		March 31, 2023		March 31, 2022	
		Crude Oil, Condensate, NGLs	Natural Gas	Crude Oil, Condensate, NGLs	Natural Gas
		TMT	Million Cubic Meter	TMT	Million Cubic Meter
Oman	Beginning	5,332.96	-	5,154.18	-
	Addition	793.97	-	995.66	-
	Deduction	-	-	-	-
	Production	764.41	-	816.88	-
	Balance	5,362.52	-	5,332.96	-
Assam AAP-ON-94/1	Beginning	17.73	929.90	26.15	1,030.54
	Addition	-	-	-	-
	Deduction	-	-	-	-
	Production	7.30	91.64	8.42	100.64
	Balance	10.43	838.26	17.73	929.90
Total Proved Reserves		7,513.96	15,708.62	7,117.28	13,598.73
B) Proved Developed Reserves					
Niobrara Shale Project, USA	Beginning	59.64	23.75	56.06	19.91
	Addition	10.56	3.59	12.34	7.30
	Deduction	-	-	-	-
	Production	5.68	2.43	8.76	3.46
	Balance	64.52	24.91	59.64	23.75
Pacific Northwest LNG, Canada	Beginning	516.52	3,911.89	326.58	2,830.77
	Addition	191.51	1,607.13	258.75	1,685.73
	Deduction	-	-	-	-
	Production	105.83	712.97	68.81	604.62
	Balance	602.20	4,806.05	516.52	3,911.88
Oman	Beginning	4,476.55	-	4,453.09	-
	Addition	863.25	-	840.34	-
	Deduction	-	-	-	-
	Production	764.41	-	816.88	-
	Balance	4,575.39	-	4,476.55	-
Assam AAP-ON-94/1	Beginning	17.73	929.90	26.15	1,030.54
	Addition	-	-	-	-
	Deduction	-	-	-	-
	Production	7.30	91.64	8.42	100.64
	Balance	10.43	838.26	17.73	929.90
Total Proved Developed Reserves		5,252.54	5,669.22	5,070.44	4,865.53

Net Proved Reserves & Proved Developed Reserves of Crude Oil, Condensate, Natural Gas Liquids and Gas on Geographical Basis:

Details		March 31, 2023		March 31, 2022	
		Crude Oil, Condensate, NGLs	Natural Gas	Crude Oil, Condensate, NGLs	Natural Gas
		TMT	Million Cubic Meter	TMT	Million Cubic Meter
A) Proved Reserves					
U.S.		236.56	76.70	125.21	39.67
Canada		1,904.45	14,793.66	1,641.38	12,629.16
Oman		5,362.52	-	5,332.96	-
India		10.43	838.26	17.73	929.90
Total Proved Reserves		7,513.96	15,708.62	7,117.28	13,598.73

NOTES TO CONSOLIDATED FINANCIAL STATEMENTS**NOTE-35B: IN COMPLIANCE OF REVISED GUIDANCE NOTE ON ACCOUNTING FOR OIL AND GAS PRODUCING ACTIVITIES, THE REQUIRED DISCLOSURES IN RESPECT OF RESERVES ARE AS UNDER: (Contd..)**

Details	March 31, 2023		March 31, 2022	
	Crude Oil, Condensate, NGLs	Natural Gas	Crude Oil, Condensate, NGLs	Natural Gas
	TMT	Million Cubic Meter	TMT	Million Cubic Meter
B) Proved Developed Reserves				
U.S.	64.52	24.91	59.64	23.75
Canada	602.20	4,806.05	516.52	3,911.88
Oman	4,575.39	-	4,476.55	-
India	10.43	838.26	17.73	929.90
Total Proved Developed Reserves	5,252.54	5,669.22	5,070.44	4,865.53

Frequency

The Group uses in house study as well as third party agency each year for reserves certification who adapt latest industry practices for reserve evaluation. For the purpose of estimation of Proved and Proved developed reserves, deterministic method is used by the company. The annual revision of estimates is based on the yearly exploratory and development activities and results thereof.

NOTE - 36: EMPLOYEE BENEFITS**Disclosures in compliance with Ind-AS 19 on "Employee Benefits" is as under:****A. Defined Contribution Plans- General Description****Employee Pension Scheme (EPS-95)**

During the year, the Group has recognised ₹29.54 crore (2022: ₹32.08 crore) as contribution to EPS-95 in the Statement of Profit and Loss/CWIP (included in Contribution to Provident and Other Funds in Note - 27/Construction period expenses in Note-2.2) .

Pension Scheme

During the year, the Group has recognised ₹463.06 crore (2022: ₹538.81 crore) towards Defined Contributory Employees Pension Scheme (including contribution in corporate National Pension Scheme) in the Statement of Profit and Loss/CWIP (included in Contribution to Provident and Other Funds in Note - 27/Construction period expenses in Note-2.2).

B. Defined Benefit Plans- General Description**Provident Fund:**

The Group's contribution to the Provident Fund are remitted to the separate provident fund trusts established for this purpose based on a fixed percentage of the eligible employee's salary and charged to the Statement of Profit and Loss. Shortfall of net income of trust below Government specified minimum rate of return, if any, and loss to the trust due to its investments turning stressed are being made good by the Group.

In line with the EAC opinion dated 12.05.2022, provision towards distress investment amounting to ₹406.45 crore has been reversed during the year (2022: additional provision of ₹355.01 crore) by the company. Additionally, ₹128.28 crore has been provided as loss due to Remeasurement of Defined Benefit Plans under Other Comprehensive Income as per Actuarial Report.

Gratuity:

Each employee rendering continuous service of 5 years or more is entitled to receive gratuity amount based on completed tenure of service subject to maximum of ₹0.20 crore at the time of separation from the group. Besides, the ceiling of gratuity increases by 25% whenever IDA rises by 50% with reference to January 01, 2017.

Post Retirement Medical Benefit Facility (PRMBF):

PRMBF provides medical coverage to retired employees and their eligible dependant family members.

NOTES TO CONSOLIDATED FINANCIAL STATEMENTS

NOTE - 36: EMPLOYEE BENEFITS (Contd..)

Resettlement Benefit:

Resettlement benefit is allowed to employees to facilitate them to settle down upon retirement.

Ex gratia Scheme:

Ex-gratia is payable to those employees who have retired before January 01, 2007 and either not drawing pension from superannuation benefit fund (as they superannuated prior to January 01, 1987, i.e. introduction of superannuation benefit fund scheme in IndianOil) or are drawing a pension lower than the ex gratia fixed for a Grade (in such case differential amount between pension and ex gratia is paid).

Employees Compensation for injuries arising out of or during the course of employment:

Employees covered under the Employees' Compensation Act, 1923 who meet with accidents, while on duty, are eligible for compensation under the said Act. Besides, a lumpsum monetary compensation equivalent to 100 months' Pay (BP+DA) is paid in the event of an employee suffering death or permanent total disablement due to an accident arising out of and in the course of his employment.

Felicitation of Retired Employees:

The Parent Company has a scheme to felicitate retired employees on attaining different age milestones with a token lumpsum amount.

C. Other Long-Term Employee Benefits - General Description

Leave Encashment:

Each employee is entitled to get 8 earned leaves for each completed quarter of service. Encashment of earned leaves is allowed during service leaving a minimum balance of 15 days subject to maximum accumulation of 300 days. In addition, each employee is entitled to get 5 sick leaves (in lieu of 10 Half Pay Leave) at the end of every six months. The entire accumulation of sick leave is permitted for encashment only at the time of retirement. DPE had clarified earlier that sick leave cannot be encashed, though Earned Leave (EL) and Half Pay Leave (HPL) could be considered for encashment on retirement subject to the overall limit of 300 days. Ministry of Petroleum and Natural Gas (MoPNG) has advised the company to comply with the said DPE Guidelines. However, in compliance to the DPE guidelines of 1987 which had allowed framing of own leave rules within broad parameters laid down by the Government and keeping in view operational complications and service agreements the parent company had requested concerned authorities to reconsider the matter. Subsequently, based on the recommendation of the 3rd Pay Revision Committee, DPE in its guidelines on pay revision, effective from January 01, 2017 has inter-alia allowed CPSEs to frame their own leave rules considering operational necessities and subject to conditions set therein. The requisite conditions are fully met by the parent company.

Long Service Award:

On completion of specified period of service with the Group and also at the time of retirement, employees are rewarded with amounts based on the length of service completed. It is a mode of recognizing long years of loyalty and faithful service in line with Bureau of Public Enterprises (currently DPE) advice vide its DO No. 7(3)/79-BPE (GM.I) dated February 14, 1983. On receipt of communication from MoPNG advising us that the issue of Long Service Award has been made into an audit para in the Annual Report of CAG of 2019, the Parent Company has been clarifying its position to MoPNG individually as well as on industry basis as to how Long Service Awards are not in the nature of Bonus or Ex-gratia or honorarium and is emanating from a settlement with the unions under the Industrial Dispute Act as well as with the approval of the Board in line with the DPE's advice of 1983. The matter is being pursued with MoPNG for resolution. Pending this the provision is in line with Board approved policy.

Leave Fare Allowance (LFA) / Leave Travel Concession (LTC):

LTC is allowed once in a period of two calendar years (viz. two yearly block). An employee has, in any given block period of two years, an option of availing LTC or encashing the entitlements of LFA.

NOTES TO CONSOLIDATED FINANCIAL STATEMENTS

NOTE - 36: EMPLOYEE BENEFITS (Contd..)

D. The summarised position of various Defined Benefit Plans recognised in the Statement of Profit & Loss, Balance Sheet and Other Comprehensive Income are as under:

(Figures given in Unbold & Italic Font in the table are for previous year)

(i) Reconciliation of balance of Defined Benefit Plans

	(₹ in crore)					
	Provident Fund	Gratuity	PRMS	Resettlement Allowance	Ex-Gratia	Felicitation
	Funded	Funded	Funded	Non-Funded	Non-Funded	Non-Funded
Defined Obligation at the beginning of the year	18,699.86	2,811.77	7,299.79	118.90	255.36	467.25
	<i>18,124.08</i>	<i>2,907.22</i>	<i>6,785.75</i>	<i>127.26</i>	<i>236.23</i>	<i>486.39</i>
Opening Balance Adjustment	(1.32)	-	-	-	-	-
	<i>-</i>	<i>-</i>	<i>-</i>	<i>-</i>	<i>-</i>	<i>-</i>
Current Service Cost	536.82	58.09	291.97	16.86	-	1.73
	<i>513.75</i>	<i>51.28</i>	<i>277.28</i>	<i>18.37</i>	<i>-</i>	<i>2.02</i>
Past Service Cost	-	-	-	-	-	-
	<i>(262.26)</i>	<i>-</i>	<i>-</i>	<i>-</i>	<i>-</i>	<i>-</i>
Interest Cost	1,535.20	205.46	540.18	8.69	17.77	34.58
	<i>1,438.72</i>	<i>200.63</i>	<i>468.90</i>	<i>8.78</i>	<i>14.95</i>	<i>33.61</i>
Contribution by employees	1,036.46	-	-	-	-	-
	<i>1,112.53</i>	<i>-</i>	<i>-</i>	<i>-</i>	<i>-</i>	<i>-</i>
Net Liability transferred In/(Out)	222.17	-	-	-	-	-
	<i>187.37</i>	<i>-</i>	<i>-</i>	<i>-</i>	<i>-</i>	<i>-</i>
Benefits paid	(2,418.03)	(302.51)	(309.02)	(8.69)	(35.73)	(17.54)
	<i>(2,414.60)</i>	<i>(319.28)</i>	<i>(281.54)</i>	<i>(8.33)</i>	<i>(36.40)</i>	<i>(16.63)</i>
Actuarial (gain)/loss on obligations	129.99	(49.37)	94.36	(22.68)	20.79	(15.17)
	<i>0.27</i>	<i>(28.08)</i>	<i>49.40</i>	<i>(27.18)</i>	<i>40.58</i>	<i>(38.14)</i>
Defined Benefit Obligation at the end of the year	19,741.15	2,723.44	7,917.28	113.08	258.19	470.85
	<i>18,699.86</i>	<i>2,811.77</i>	<i>7,299.79</i>	<i>118.90</i>	<i>255.36</i>	<i>467.25</i>

(ii) Reconciliation of balance of Fair Value of Plan Assets

	(₹ in crore)					
	Provident Fund	Gratuity	PRMS	Resettlement Allowance	Ex-Gratia	Felicitation
	Funded	Funded	Funded	Non-Funded	Non-Funded	Non-Funded
Fair Value of Plan Assets at the beginning of the year	18,992.42	2,822.14	7,201.68	-	-	-
	<i>17,994.59</i>	<i>2,884.03</i>	<i>6,533.15</i>	<i>-</i>	<i>-</i>	<i>-</i>
Opening Balance Adjustment	(5.81)	-	-	-	-	-
	<i>-</i>	<i>-</i>	<i>-</i>	<i>-</i>	<i>-</i>	<i>-</i>
Interest Income	1,534.84	206.22	532.92	-	-	-
	<i>1,438.44</i>	<i>199.05</i>	<i>451.44</i>	<i>-</i>	<i>-</i>	<i>-</i>
Contribution by employer	536.82	70.13	252.50	-	-	-
	<i>513.75</i>	<i>20.29</i>	<i>409.71</i>	<i>-</i>	<i>-</i>	<i>-</i>
Contribution by employees	1,036.46	-	1.18	-	-	-
	<i>1,112.53</i>	<i>-</i>	<i>1.24</i>	<i>-</i>	<i>-</i>	<i>-</i>
Net Liability transferred In/(Out)	222.24	-	-	-	-	-
	<i>187.37</i>	<i>-</i>	<i>-</i>	<i>-</i>	<i>-</i>	<i>-</i>
Benefit paid	(2,418.03)	(286.61)	(301.28)	-	-	-
	<i>(2,414.60)</i>	<i>(301.69)</i>	<i>(275.53)</i>	<i>-</i>	<i>-</i>	<i>-</i>
Provision for NPA	-	-	-	-	-	-
	<i>(612.36)</i>	<i>-</i>	<i>-</i>	<i>-</i>	<i>-</i>	<i>-</i>
Expected Contribution for NPA	-	-	-	-	-	-
	<i>612.36</i>	<i>-</i>	<i>-</i>	<i>-</i>	<i>-</i>	<i>-</i>
Re-measurement (Return on plan assets excluding Interest Income)	9.79	5.33	41.12	-	-	-
	<i>160.34</i>	<i>20.46</i>	<i>81.67</i>	<i>-</i>	<i>-</i>	<i>-</i>
Fair value of plan assets at the end of the year	19,908.73	2,817.21	7,728.12	-	-	-
	<i>18,992.42</i>	<i>2,822.14</i>	<i>7,201.68</i>	<i>-</i>	<i>-</i>	<i>-</i>

NOTES TO CONSOLIDATED FINANCIAL STATEMENTS

NOTE - 36: EMPLOYEE BENEFITS (Contd..)

(iii) Reconciliation of Fair Value of Plan Assets and Defined Benefit Obligation

	(₹ in crore)					
	Provident Fund	Gratuity	PRMS	Resettlement Allowance	Ex-Gratia	Felicitation
	Funded	Funded	Funded	Non-Funded	Non-Funded	Non-Funded
Fair Value of Plan Assets at the end of the year	19,908.73	2,817.21	7,728.12	-	-	-
	18,992.42	2,822.14	7,201.68	-	-	-
Defined Benefit Obligation at the end of the year (Net of Interest Shortfall)	19,741.15	2,723.44	7,917.28	113.08	258.19	470.85
	18,699.86	2,811.77	7,299.79	118.90	255.36	467.25
Amount not recognised in the Balance Sheet (as per para 64 of Ind-As 19)	302.76	-	-	-	-	-
	297.46	-	-	-	-	-
Net Liability/(Assets) recognised in the Balance Sheet	135.18	(93.77)	189.16	113.08	258.19	470.85
	4.90	(10.37)	98.11	118.90	255.36	467.25

(iv) Amount recognised in Statement of Profit and Loss / Construction Period Expenses

	(₹ in crore)					
	Provident Fund	Gratuity	PRMS	Resettlement Allowance	Ex-Gratia	Felicitation
	Funded	Funded	Funded	Non-Funded	Non-Funded	Non-Funded
Current Service Cost	536.82	58.09	291.97	16.86	-	1.73
	513.75	51.28	277.28	18.37	-	2.02
Past Service Cost	-	-	-	-	-	-
	(262.26)	-	-	-	-	-
Net Interest Cost	0.36	(0.76)	7.26	8.69	17.77	34.58
	0.28	1.58	17.46	8.78	14.95	33.61
Contribution by Employees	-	-	(1.18)	-	-	-
	-	-	(1.36)	-	-	-
Expected Contribution for NPA	-	-	-	-	-	-
	612.36	-	-	-	-	-
Actuarial (gain)/loss on obligations due to Future Interest Shortfall	-	-	-	-	-	-
	-	-	-	-	-	-
Expenses for the year	537.18	57.33	298.05	25.55	17.77	36.31
	864.13	52.86	293.38	2715	14.95	35.63

(v) Amount recognised in Other Comprehensive Income (OCI)

	(₹ in crore)					
	Provident Fund	Gratuity	PRMS	Resettlement Allowance	Ex-Gratia	Felicitation
	Funded	Funded	Funded	Non-Funded	Non-Funded	Non-Funded
Actuarial (gain)/loss on Obligations	-	(0.16)	-	-	-	-
- Due to change in Demographic assumptions	-	(4.62)	(1.79)	1.71	-	(11.82)
Actuarial (gain)/loss on Obligations	1.71	(35.31)	(32.80)	(3.00)	(4.84)	19.29
- Due to change in Financial assumptions	0.27	(93.05)	(581.55)	(7.28)	(6.39)	(24.09)
Actuarial (gain)/loss on Obligations	128.28	(13.90)	127.16	(19.68)	25.63	(34.46)
- Due to Experience	-	69.59	632.74	(21.61)	46.97	(2.23)
Re-measurement (Return on plan assets excluding Interest Income)	-	5.33	41.12	-	-	-
	-	20.46	81.67	-	-	-
Amount recoverable from employee adjusted in OCI	-	-	-	-	-	-
	-	(200.56)	(643.89)	-	-	-
Net Loss/(Gain) recognized in OCI#	129.99	(54.70)	53.24	(22.68)	20.79	(15.17)
	0.27	152.02	611.62	(2718)	40.58	(38.14)

Net of Translation difference loss/ (gain) amounting to ₹0.12 crore (2022: ₹0.05 crore)

NOTES TO CONSOLIDATED FINANCIAL STATEMENTS

NOTE - 36: EMPLOYEE BENEFITS (Contd..)

(vi) Major Actuarial Assumptions*

	Provident Fund	Gratuity	PRMS	Resettlement Allowance	Ex-Gratia	Felicitation
	Funded	Funded	Funded	Non-Funded	Non-Funded	Non-Funded
Discount rate	7.49%	7.49%	7.53%	7.49%	7.46%	7.53%
	7.27%	7.31%	7.40%	7.31%	6.96%	7.40%
Salary escalation	-	8.00%	-	-	-	-
	-	8.00%	-	-	-	-
Inflation	-	-	8.00%	6.00%	-	-
	-	-	8.00%	6.00%	-	-
Average Expected Future Service/Obligation (Years)	-	17	30	17	9	30
	-	17	30	17	9	30
Mortality rate during employment		Indian Assured Lives Mortality (2012-14) Urban				
	-	Indian Assured Lives Mortality (2012-14) Urban				

In case of funded schemes above, expected return on plan assets is same as that of respective discount rate.

The estimate of future salary increases considered in actuarial valuation takes account of inflation, seniority, promotion and other relevant factors such as supply and demand factors in the employment market.

* Assumptions considered in actuarial valuation of defined benefit obligations of the Parent Company.

(vii) Sensitivity on Actuarial Assumptions:

Loss/(Gain) for:	(₹ in crore)					
	Provident Fund	Gratuity	PRMS	Resettlement Allowance	Ex-Gratia	Felicitation
	Funded	Funded	Funded	Non-Funded	Non-Funded	Non-Funded
Change in Discounting Rate						
Increase by 1%	-	(256.48)	(364.41)	(14.59)	(9.10)	(67.02)
	-	(260.03)	(331.16)	(15.11)	(9.45)	(42.61)
Decrease by 1%	281.59	171.08	439.59	18.42	9.90	25.27
	-	175.32	399.14	19.08	10.32	51.84
Change in Salary Escalation						
Increase by 1%	-	(9.87)	-	-	-	-
	-	(1.64)	-	-	-	-
Decrease by 1%	-	(117.66)	-	-	-	-
	-	(125.47)	-	-	-	-
Change in Inflation Rate						
Increase by 1%	-	-	962.31	-	-	-
	-	-	875.03	-	-	-
Decrease by 1%	-	-	(788.46)	-	-	-
	-	-	(716.24)	-	-	-

(viii) Investment details:

	Provident Fund	Gratuity	PRMS
	Funded	Funded	Funded
Investment with Insurer	-	99.62%	88.82%
	-	99.62%	86.07%
Self managed investments	100.00%	0.38%	11.18%
	100.00%	0.38%	13.93%

NOTES TO CONSOLIDATED FINANCIAL STATEMENTS**NOTE - 36: EMPLOYEE BENEFITS (Contd..)**

Details of the investment pattern for the above mentioned funded obligations are as under:

	Provident Fund Funded	Gratuity* Funded	PRMS Funded
Government Securities (Central & State)	54.08%	85.56%	13.17%
	51.10%	53.99%	18.38%
Investment in Equity/Mutual Funds	7.50%	0.80%	30.42%
	8.04%	1.91%	16.34%
Investment in Debentures/Securities	36.77%	10.42%	56.39%
	38.24%	41.85%	65.26%
Other approved investments (incl. Cash)	1.65%	3.21%	0.02%
	2.62%	2.25%	0.02%

* In case of Parent Company, pending receipt of investment pattern from LIC, pattern above pertains to self managed funds & funds managed by other insurers and the actual investment pattern after considering the details from LIC shall vary.

(ix) The following payments are expected projections to the defined benefit plan in future years:

(₹ in crore)

Cash Flow Projection from the Fund/Employer	Gratuity	PRMS	Resettlement Allowance	Ex-Gratia	Felicitation
	Funded	Funded	Non-Funded	Non-Funded	Non-Funded
Within next 12 Months	327.30	305.58	8.01	49.21	25.32
	341.71	283.37	8.32	30.21	25.35
Between 1 to 5 Years	966.45	1,327.73	22.96	149.83	117.52
	1,007.51	1,225.00	26.19	94.49	109.88
Between 6 to 10 Years	1,087.02	1,885.89	30.92	102.90	172.01
	1,122.57	1,726.50	32.45	68.49	166.28

NOTE-37: COMMITMENTS AND CONTINGENCIES**A. Leases****(a) As Lessee**

The Group has entered into various material lease arrangements (including in substance lease arrangements) such as lands and buildings for the purpose of its plants, facilities, offices, retail outlet etc., storage tankages facility for storing petroleum products, time charter arrangements for transportation of crude and petroleum products, transportation agreement for dedicated tank trucks for road transportation of petroleum products, handling arrangement with CFA for providing dedicated storage facility and handling lubes, supply of utilities like Hydrogen, Oxygen, Nitrogen and Water, way leave licences and port facilities among others.

There are no significant sale and lease back transactions and lease agreements entered by the Group do not contain any material restrictions or covenants imposed by the lessor upto the current reporting period.

Details of significant leases entered by the Group (including in substance leases) are as under;

1. BOOT Agreement in respect of Tankages facility at Paradip for a period of 15 years. Lessor will transfer ownership to IOCL after 15 years at Nil value.
2. BOOT Agreement in respect of Water Intake facility at Paradip for a period of 25 years. Lessor will transfer ownership to IOCL after 25 years at ₹ 0.01 crore.
3. Leasehold lands from government for the purpose of plants, facilities and offices for the period 30 to 90 years.
4. Agreements with vessel owners for hiring of dedicated time charter vessels for transportation of Company's crude and petroleum products, these are classified as Transport Equipments.
5. BOO Agreement for supply of oxygen and nitrogen at Panipat Refinery. The land is owned by IOCL and the plant is being operated by contractor for supply of oxygen and nitrogen to IOCL.

NOTES TO CONSOLIDATED FINANCIAL STATEMENTS

NOTE-37: COMMITMENTS AND CONTINGENCIES (Contd..)

6. BOO Agreement for leasing of Nitrogen & Hydrogen Plant at Paradip for 15 years .
7. BOOT Agreement for leasing of Quality Control Lab at Paradip for 10 years. Lessor will transfer the Assets after 10 years at ₹ 0.01 crore.
8. BOO Agreement for supply of Oxygen and Nitrogen Gas to IOCL Ethylene Glycol project at Paradip Refinery for a period of 20 years.
9. Arrangements with Adani Ports and Special Economic Zone Limited related to port facilities at Mundra for a period of 25 years and 11 months.
10. Arrangements with Adani Ports and Special Economic Zone Limited related to land for a period of 8 years and 2 months for setting up tank farm at Mundra Port, Gujarat for storing crude oil.
11. Arrangement for lease of land for operating Retail Outlets for sale of Petroleum products, setting up terminals/Bottling plant/ Lube Blending plant for storing petroleum products/bottling LPG/Manufacturing Lubes respectively.
12. CFA handling arrangement with CFAs for providing dedicated storage facility for handling lubes.
13. Arrangements with Tank truck operators for providing dedicated tank trucks for transportation of Group's petroleum products.
14. Arrangement for dedicated storage tanks for storing Group's petroleum products at various locations.
15. Employee Township at Cauvery Basin Refinery of CPCL (Subsidiary) has been constructed on land area of thirty four acres and forty nine cents leased from a trust on five year renewable basis.

Amount Recognized in the Statement of Profit and Loss or Carrying Amount of Another Asset

Particulars	(₹ in crore)	
	2022-23	2021-22
Depreciation recognized	2,175.93	1,653.63
Interest on lease liabilities	831.99	776.05
Expenses relating to short-term leases (leases more than 30 days but less than 12 months)*	1,366.65	1,601.51
Expenses relating to leases of low-value assets, excluding short-term leases of Low-value assets	32.68	29.11
Variable lease payments not included in the measurement of lease liabilities	10,355.04	9,784.12
Income from sub-leasing right-of-use assets		
- As Rental income from Operating Lease	25.31	23.29
- As Finance income from Finance Lease of RoU Asset	0.10	0.28
Total cash outflow for leases	4,275.11	3,072.06
Additions to ROU during the year	2,747.73	1,642.32
Gain or losses arising from sale and leaseback transactions	-	-
Net Carrying Amount of ROU at the end the year	9,734.76	9,161.14
Others including Disputed, Leave & License, Reversal of excess liability of previous year, exchange fluctuation on lease liability etc.	666.05	275.55

*Includes Leases for which agreement are yet to be entered or due for renewal.

NOTES TO CONSOLIDATED FINANCIAL STATEMENTS**NOTE-37: COMMITMENTS AND CONTINGENCIES (Contd..)**

The details of ROU Asset included in PPE (Note 2) held as lessee by class of underlying asset are presented below :-

				(₹ in crore)
2022-23				
Asset Class	Net Carrying value as at April 01, 2022	Additions to RoU Asset during the Year**	Depreciation Recognized During the Year**	Net Carrying value as at March 31, 2023
Leasehold Land	3,748.69	798.42	330.37	4216.74
Buildings Roads etc.	341.77	20.36	37.77	324.36
Plant & Equipment	3,370.49	316.34	266.29	3420.54
Transport Equipments	1,700.15	1,614.67	1,541.72	1773.10
Railway Sidings	0.04	-	0.03	0.01
Total	9,161.14	2,749.79	2,176.18	9,734.75

				(₹ in crore)
2021-22				
Asset Class	Items Added to RoU Asset as on April 1, 2021	Additions to RoU Asset during the Year**	Depreciation Recognized During the Year**	Net Carrying value as at March 31, 2022
Leasehold Land	4,171.61	(161.39)	265.03	3745.19
Buildings Roads etc.	350.84	27.17	32.74	345.27
Plant & Equipment	3,637.19	0.91	267.61	3370.49
Transport Equipments	1,014.85	1,772.50	1,087.20	1700.15
Railway Sidings	0.10	0.01	0.07	0.04
Total	9,174.59	1,639.20	1,652.65	9,161.14

** Additions to RoU Asset during the year is net of RoU Assets given on Sublease or modifications and cancellations during the year, if any.

**Includes ₹ 2.07 crore (2022: ₹ (3.12) crore) on account of FCTR difference in Additions and ₹ 0.25 crore (2022: ₹ (0.98) crore) under Depreciation.

As per requirement of the standard, maturity analysis of Lease Liabilities have been shown separately from the maturity analysis of other financial liabilities under Liquidity Risk-Note 41: Financial Instruments & Risk Factors.

Details of items of future cash outflows which the Group is exposed as lessee but are not reflected in the measurement of lease liabilities are as under:

(i) Variable Lease Payments

Variable lease payments that depend on an index or a rate are to be included in the measurement of lease liability although not paid at the commencement date. As per general industry practice, the Group incurs various variable lease payments which are not based any index or rate (variable based on kms covered or % of sales etc.) and are recognized in profit or loss and not included in the measurement of lease liability. Details of some of the arrangements entered by the Group which contain variable lease payments are as under:

1. Transportation arrangement based on number of kms covered for dedicated tank trucks with different operators for road transportation of petroleum, petrochemical and gas products.
2. Leases of Land of Retail Outlets based on Sales volume.
3. Rent for storage tanks for petroleum products on per day basis.
4. Payment of VTS software and VSAT equipment based on performance of equipment.
5. Payment of SD WAN equipment & software based on performance of equipment.

(ii) Extension and Termination Options

The Group lease arrangements includes extension options only to provide operational flexibility. Group assesses at every lease commencement whether it is reasonably certain to exercise the extension options and further reassesses whether it is reasonably certain to exercise the options if there is a significant event or significant change in circumstances within its control. However, where Group has the sole discretion to extend the contract such lease term is included for the purpose of calculation of lease liabilities.

NOTES TO CONSOLIDATED FINANCIAL STATEMENTS

NOTE-37: COMMITMENTS AND CONTINGENCIES (Contd..)

The Group has the sole discretion to terminate the lease in case of lease agreement for Retail Outlets. However, Group is reasonably certain not to exercise the option in view of significant improvement and prominent importance of Retail to the entity's operations. Accordingly, such lease term without any effect of termination is considered for the purpose of calculation of lease liabilities.

(iii) Residual Value Guarantees

The Group have entered into various BOOT agreements wherein at the end of lease term the leased assets will be transferred to the Group at Nominal value which has no significant impact on measurement of lease liabilities.

(iv) Committed leases which are yet to commence

1. Parent Company has entered into lease agreement on BOO basis for supply of Hydrogen and Nitrogen gas to Barauni Refinery for a period of 20 years. IOCL has sub leased the land for the construction of the plant. Lease will commence once plant is commissioned.
2. Parent Company has paid Advance Upfront Premium of ₹ 72.56 crore to CIDCO for land for 3 Retail outlets at Mumbai for the period of 60 years. The agreement is yet to be executed and therefore the amount is lying as Capital Advance and shall form part of ROU Assets once lease is commenced.
3. Parent Company has paid Advance Upfront Premium of ₹ 13.42 crore to MSRDC for land for 6 Retail outlets at Aurangabad and Nagpur for the period of 30 years. Out of this the agreement is yet to be executed for 1 RO with upfront premium of ₹ 4.33 crore and therefore the amount is lying as Capital Advance and shall form part of ROU Assets once lease is commenced.
4. Parent Company has entered into lease agreement for sourcing e-locks from various vendors for a period of 3 years (with an option to extend at the option of IOCL) at rate ranging from ₹ 1200-1400/month and for 1 vendor ₹ 2450/month. As at March 31, 2023, 3022 no's are yet to be supplied. However, the same are low value items.
5. Parent Company has entered into lease agreement with Andhra Pradesh State Civil Supplies for land for 1 Retail Outlet at Vizag for a period of 20 years at an monthly rental of ₹ 20000/- with an increment of 10% in every 3 years. The possession of land is not given and the matter is pending in the court.
6. Parent Company has entered into centralised lease agreement with M/s Trimble for rent payment of ₹373/month for VTS software for POL trucks customised to IOCL requirement for a period of 5 years. As at March 31, 2023 total 3354 Nos are yet to be installed. However, payment is in the nature of variable lease payment.
7. Parent Company has entered into lease agreement with various vendors for VTS software of LPG trucks for a period of 5 years at a rental ranging from ₹ 108-256/month. As at March 31, 2023 a total of 1976 nos. of VTS are yet to be installed. However, payment is in the nature of variable lease payment.
8. Parent Company has entered into lease agreement with M/s Fox Solutions Pvt Ltd for IoT software & equipments for Swagat RO's for a period of 3 years at a rental of ₹4950/month. As at March 31, 2023 a total of 109 nos. of equipments are yet to be installed. However, the same are low value items.
9. Parent Company has entered into lease agreement with M/s Seven Islands Shipping Ltd for hiring time chartered vessels for the period of 2 years to be commenced from the month of Apr'2023.
10. Parent company has entered into lease agreement for Supply, Installation and Maintenance of Dual Network Connectivity Solution (SD-WAN Solutions) with Managed Services on rental basis for ROs for a period of 5 years on OPEX Model with monthly rental of ₹2113/-. Out of selected RO's, commissioning is pending in 5204 RO's. However, payment is in the nature of variable lease payment.
11. The Parent Company has entered into lease agreement with NHAI for lease agreements of 12 sites to set up retail outlets in Delhi/Haryana Region for a period of 15 years with monthly rentals of ₹1.43 crore for each RO out of which 8 sites are pending for hand over, hence not capitalized as ROU assets & shown as committed leases. The Company has entered into lease agreement with NHAI for lease agreements of 4 sites to set up retail outlets in Rajasthan Region for a period of 15 years with monthly rentals of ₹ 0.68 crore for each RO out of which 2 sites are pending for hand over, hence not capitalized as ROU assets & shown as committed leases.

NOTES TO CONSOLIDATED FINANCIAL STATEMENTS**NOTE-37: COMMITMENTS AND CONTINGENCIES (Contd..)****(b) As Lessor****(i) Operating Lease**

The lease rentals recognized as income in these statements as per the rentals stated in the respective agreements:

Particulars	₹ in crore)	
	2022-23	2021-22
Lease rentals recognized as income during the year	121.24	131.23
- Variable Lease	41.48	56.16
- Others	79.76	72.17

These relate to Land/Buildings subleased for non fuel business, storage tankage facilities for petroleum products, Leave and License model, machinery and office equipments given on lease. Asset class wise details have been presented under Note 2: Property, Plant and Equipments.

Maturity Analysis of Undiscounted Lease Payments to be received after the reporting date

Particulars	₹ in crore)	
	March 31, 2023	March 31, 2022
Less than one year	54.70	58.85
One to two years	47.19	46.43
Two to three year	18.94	43.52
Three to four years	2.20	16.59
Four to five years	0.41	2.18
More than five years	0.16	0.44
Total	123.60	168.01

(ii) Finance Lease

The Group has entered into the following material finance lease arrangements:

- Parent Company has subleased Telematics Equipments to its Fleet Customers. IOCL has classified the sub lease as a finance lease, because the sub-lease is for the whole of the remaining term of the head lease.
- Parent Company has entered into sublease arrangement of Office Space to PCRA for a period of 3 years. The same has been classified as finance lease as the sub-lease is for the whole of the remaining term of the head lease.
- Parent Company has entered into a lease agreement with Indian Synthetic Rubber Private Limited in which the Company has leased out land for one time upfront payment of ₹ 16.65 crore
- Parent Company has subleased certain Office Premises to IHB Limited.

Lease income from lease contracts in which the Group acts as a lessor is as below:-

Particulars	₹ in crore)	
	2022-23	2021-22
Selling Profit and Loss	(0.01)	0.58
Finance income on the net investment in the lease	0.10	0.28

Particulars	₹ in crore)	
	March 31, 2023	March 31, 2022
Gross Investments in Finance Lease	24.95	123.96
Less: Unearned Finance Income	0.01	0.12
Less: Finance Income received	0.47	40.68
Less: Minimum Lease payment received	23.54	79.82
Less: Adjustment during the year	0.19	-
Net Investment in Finance Lease as on Date	0.74	3.34
Opening Net Investment in Finance Lease	3.34	4.06
Add: New Leases added during the year	0.02	3.08
Less: PV of Minimum Lease payment received during the year	2.43	3.80
Less: Adjustments during the year	0.19	-
Closing Net Investment in Finance Lease	0.74	3.34

NOTES TO CONSOLIDATED FINANCIAL STATEMENTS

NOTE-37: COMMITMENTS AND CONTINGENCIES (Contd..)

Maturity Analysis of Undiscounted Lease Payments to be received after the reporting date

Particulars	(₹ in crore)	
	March 31, 2023	March 31, 2022
Less than one year	0.74	2.61
One to two years	0.01	0.85
Two to three year	-	-
Three to four years	-	-
Four to five years	-	-
More than five years	-	-
Total Undiscounted Lease Payment	0.75	3.46
Less: Unearned finance Income	0.01	0.12
Net Investment in Finance Lease as on date	0.74	3.34

B. Contingent Liabilities

B.1 Claims against the Group not acknowledged as debt

Claims against the Group not acknowledged as debt amounting to ₹ 9688.87 crore (2022: ₹8695.07 crore) are as under:

B.1 ₹649.23 crore (2022: ₹51.69 crore) being the demands raised by the Central Excise/Customs/Service Tax/GST Authorities including interest of ₹222.56 crore (2022: ₹18.93 crore).

B.1.2 ₹38.36 crore (2022: ₹40.21 crore) in respect of demands for Entry Tax from State Governments including interest of ₹8.62 crore (2022: ₹8.62 crore).

B.1.3 ₹1296.74 crore (2022: ₹1985.23 crore) being the demands raised by the VAT/Sales Tax Authorities including interest of ₹534.91 crore (2022: ₹786.26 crore).

B.1.4 ₹2276.11 crore (2022: ₹2318.42 crore) in respect of Income Tax demands including interest of ₹127.82 crore (2022: ₹113.34 crore).

B.1.5 ₹5060.27 crore (2022: ₹3914.06 crore) including ₹4122.62 crore (2022: ₹3327.03 crore) on account of Projects for which suits have been filed in the Courts or cases are lying with Arbitrator. This includes interest of ₹221.51 crore (2022: ₹95 crore).

B.1.6 ₹368.16 crore (2022: ₹385.46 crore) in respect of other claims including interest of ₹29.11 crore (2022: ₹42.71 crore).

The Group has not considered those disputed demands/claims as contingent liabilities, for which, the outflow of resources has been considered as remote. The Group does not expect the outcome of these proceedings to have a materially adverse effect on its financial position. Contingent liabilities in respect of joint operations are disclosed in Note 34.

B.2 Other money for which the Group is Contingently Liable

B.2.1 Pending decision of the Government, no liability could be determined and provided for in respect of additional compensation, if any, payable to the land owners and the Government for certain lands acquired.

B.2.2 As on 31.03.2023, Parent Company has contingent liability of ₹ 479.08 crore (2022: ₹ 236.85 crore) towards custom duty for capital goods imported under Manufacturing & Other operation in Warehouse Regulation (MOOWR) scheme against which company has executed and utilised bond amounting to ₹ 1437.24 crore (2022: ₹ 710.54 crore) which represents three times of the custom duty. The firm liability towards such custom duty shall be contingent upon conditions (Rate of custom duty/decision of company to export, etc) at the time of filing of ex-bond bill of entry at the time of disposal. In case the Parent Company decides to export such capital goods, the associated costs shall not be significant.

C. Commitments

C.1 Capital Commitments

Estimated amount of contracts remaining to be executed on Capital Account and thus not provided for ₹ 74728.35 crore (2022: ₹ 53302.04 crore) inclusive of taxes.

C.2 Other Commitments

C.2.1 The Group has an export obligation to the extent of ₹ 219.05 crore (2022: ₹ 147.02 crore) on account of concessional rate of duty availed under EPCG license scheme on procurement of capital goods and the same is expected to be fulfilled by way of exports.

C.2.2 Estimated amount of commitments in respect of CY-ONHP-2018/1 block is ₹ 159.19 crore (2022: ₹ 146.83 crore). Commitments in respect of Joint Operations are disclosed in Note 34B.

NOTES TO CONSOLIDATED FINANCIAL STATEMENTS**NOTE-37: COMMITMENTS AND CONTINGENCIES (Contd..)**

C.2.3 The Group has issued Corporate Guarantee, on behalf of IndianOil Adani Gas Private Limited (IOAGPL), to the extent of obligations of later company under Performance Bank Guarantee facility provided to IOAGPL by State Bank of India, Canara Bank, Bank of Baroda, Indian Bank, IndusInd Bank, Jammu and Kashmir Bank, Axis Bank and ICICI Bank. The Company's share of such obligation is estimated at ₹ 3,533.46 crore (2022: ₹ 3533.46 crore).

C.2.4 The Group has issued Parent Company Guarantee in favour of Abu Dhabi National Oil Company, on behalf of Urja Bharat Pte. Ltd., Singapore (a joint venture company of Company's subsidiary i.e. IOCL Singapore Pte Ltd) to fulfill the joint venture Company's future obligations of payment and performance of Minimum Work Programme. The total amount sanctioned by the Board of Directors is USD 89.7 million. The estimated amount of such obligation (net of amount paid) is ₹239.95 crore - USD 29.20 million (2022: ₹ 395.66 crore - USD 52.20 million).

C.2.5 The Group has entered into Signature Bonus Agreement with Republic of Venezuela payable on achievement of various project timelines. The estimated amount of such obligation is at ₹ 467.51 crore (2022: ₹ 431.01 crore).

D. Contingent assets

Particulars	(₹ in crore)	
	March 31, 2023	March 31, 2022
In respect of interest claim	-	19.50
Total	-	19.50

NOTE - 38: RELATED PARTY DISCLOSURES

As required by Ind-AS -24 "Related Party Disclosures", are given below :

1. Joint Ventures (JVs)/Associate of IOCL & their subsidiaries and JVs of Subsidiaries of IOCL:**A) Details of Joint Ventures (JVs)/Associate Entities to IOCL & its Subsidiaries:**

1) IndianOil Adani Ventures Limited (formerly known as Indian Oiltanking Limited)	22) Hindustan Urvarak & Rasayan Limited ^s
2) Lubrizol India Private Limited	23) Ratnagiri Refinery & Petrochemicals Limited
3) Petronet VK Limited	24) Indradhanush Gas Grid Limited
4) IndianOil Petronas Private Limited	25) Ujjwala Plus Foundation ^{^^}
5) Avi-Oil India Private Limited	26) IHB Limited
6) Petronet India Limited *	27) IndianOil Total Private Limited
7) Petronet LNG Limited	28) IOC Phinergy Private Limited
8) Green Gas Limited	29) Paradeep Plastic Park Limited
9) Petronet CI Limited @	30) Indian Additives Limited
10) IndianOil LNG Private Limited	31) National Aromatics & Petrochemicals Corporation Limited
11) IndianOil SkyTanking Private Limited	32) Taas India PTE Limited
12) Suntera Nigeria 205 Limited	33) Vankor India PTE Limited
13) Delhi Aviation Fuel Facility Private Limited	34) Ceylon Petroleum Storage Terminals Limited
14) Indian Synthetic Rubber Private Limited	35) Falcon Oil & Gas B.V.
15) Indian Oil Ruchi Biofuels LLP #	36) Urja Bharat PTE Limited
16) NPCIL- IndianOil Nuclear Energy Corporation Limited	37) Beximco IOC Petroleum and Energy Limited
17) GSPL India Transco Limited	38) INDOIL Netherlands B.V.
18) GSPL India Gasnet Limited	39) LLC Bharat Energy Office
19) IndianOil - Adani Gas Private Limited	40) Trinco Petroleum Terminal (Private) Limited
20) Mumbai Aviation Fuel Farm Facility Private Limited	41) Mer Rouge Oil Storage Terminal Limited
21) Kochi Salem Pipeline Private Limited	42) Cauvery Basin Refinery and Petrochemicals Limited (Incorporated on 06.01.23) ^{@@}

NOTES TO CONSOLIDATED FINANCIAL STATEMENTS

NOTE - 38: RELATED PARTY DISCLOSURES (Contd..)

B) Details of Subsidiaries to JVs of IOCL:

1)	IOT Engineering & Construction Services Ltd.	10)	IndianOil Skytanking Delhi Private Limited
2)	Stewarts and Lloyds of India Limited	11)	IOT Biogas Private Limited
3)	IOT Infrastructures Private Limited	12)	Petronet LNG Foundation
4)	IOT Utkal Energy Services Limited	13)	Petronet Energy Limited
5)	PT IOT EPC Indonesia	14)	KazakhstanCaspishelf India Private Limited
6)	IOT Engineering Projects Limited	15)	Petronet LNG Singapore PTE. Ltd.
7)	JSC KazakhstanCaspishelf	16)	IOSL Noida Private Limited
8)	Indian Oiltanking Engineering & Construction Services LLC Oman	17)	IOT Utkarsh Limited (Incorporated on 23.08.2022)
9)	IOT Vito Muhendislik Insaat Ve Taahut A.S.		

* Petronet India Limited is a JV amongst Indian Oil, BPCL, HPCL, RIL, NEL, IL&FS, SBI and ICICI. The company is under winding up and the matter is pending with Official Liquidator since 2018.

@ Petronet CI Ltd. is a JV amongst Indian Oil, PIL, RIL, NEL and BPCL. The company is under winding up and the matter is pending with Official Liquidator since 2006.

IndianOil has exited the Joint Venture, IndianOil Ruchi Biofuels LLP (M/s IORB) by giving notice of its exit from the LLP to the other JV partner viz. Ruchi Soya Industries Limited (M/s Ruchi) as well as to the LLP on December 26, 2018 stating that it will exit the LLP w.e.f. January 25, 2019. The time frame for completing exit formalities by M/s Ruchi by filing requisite forms with ROC was within 30 days of notice expiry period (i.e., by February 24, 2019) but the same is still pending and IndianOil's name is appearing on ROC website as Partner in the said LLP. It has been informed that M/s Ruchi was under Corporate Insolvency Resolution Process and has been taken over by Patanjali Ayurveda Limited, and for the purpose of carrying out the process of liquidation, M/s. Sanatan has been inducted as the new partner in place of Indian Oil. All necessary documents have been provided to M/s Ruchi for completing formalities relating to exit of IndianOil from IORB LLP.

\$ The Board of IndianOil at its meeting held on 23.11.2022 has accorded in-principle approval for disinvestment of Hindustan Urvarak & Rasayan Limited.

^^ The Board of IndianOil at its meeting held on 14.03.2023 has accorded in-principle approval for closure of Ujjwala Plus Foundation.

@@ Cauvery Basin Refinery and Petrochemicals Limited (CBRPL) has been incorporated on 6th January 2023 as a Joint Venture of Indian Oil and Chennai Petroleum Corporation Limited each holding 25% equity and balance by seed equity investors, for construction of new 9 MMTPA refinery at Cauvery Basin Nagapattinam. IndianOil has made equity contribution of 25% stake in Cauvery Basin Refinery and Petrochemicals Limited during the month of March 2023.

C) The following transactions were carried out with Joint Ventures (JVs)/Associate of IOCL & their subsidiaries, JVs of Subsidiaries of IOCL and Subsidiaries of IOCL and their related parties in the ordinary course of business:

Particulars	(₹ in crore)	
	March 31, 2023	March 31, 2022
1 Sales of Products/Services*	4,705.67	3,632.63
[Includes sales to IndianOil Petronas Private Limited ₹ 2,751.39 crore (2022: ₹ 2,422.77 crore), Indian Synthetic Rubber Private Limited ₹ 537.52 crore (2022: ₹ 698.88 crore) and Hindustan Urvarak and Rasayan Limited ₹ 496.90 crore (2022: ₹ 7.97 crore)]		
2 Interest received	274.32	280.97
[Includes interest received from IndianOil LNG Private Limited ₹ 273.04 crore (2022: ₹ 273.04 crore)]		
3 Other Operating Revenue/Dividend/Other Income	2,116.05	890.33
[Includes Other Operating Revenue/Dividend/Other Income from Taas India PTE Limited ₹ 862.07 crore (2022: ₹ 244.63 crore), Vankor India PTE Limited ₹ 806.57 crore (2022: ₹ 324.51 crore) and Falcon Oil & Gas B V ₹ 214.09 crore (2022: ₹ 111.75 crore)]		
4 Purchase of Products	14,488.26	8,177.66
[Includes Purchase of Products from Petronet LNG Limited ₹ 12,312.45 crore (2022: ₹ 7,344.38 crore)]		
5 Purchase of Raw Materials/Others	8,301.35	7,325.55
[Includes Purchase of Raw Materials/Others from Petronet LNG Limited ₹ 5,487.55 crore (2022: ₹ 4,755.41 crore) and Falcon Oil & Gas B.V. ₹ 2,229.70 crore (2022: ₹ 2,156.52 crore)]		
6 Interest paid	206.97	229.62
[Includes Interest paid to IOT Utkal Energy Services Limited ₹ 206.97 crore (2022: ₹ 229.62 crore)]		

NOTES TO CONSOLIDATED FINANCIAL STATEMENTS

NOTE - 38: RELATED PARTY DISCLOSURES (Contd..)

(₹ in crore)		
Particulars	March 31, 2023	March 31, 2022
7 Expenses Paid/(Recovered) (Net)	1,308.71	796.05
[Includes Expenses Paid to/ (Recovered) from IndianOil Petronas Private Limited ₹ 371.14 crore (2022: ₹ 379.21 crore), Petronet LNG Limited ₹ 227.08 crore (2022:Nil), IndianOil Adani Gas Private Limited ₹ 215.17 crore (2022: ₹ 0.14 crore) and IndianOil Sky Tanking Private Limited ₹ 191.30 crore (2022: ₹ 162.86 crore)]		
8 Investments made/(sold) during the year (Incl. Advance for Investment)	1,008.05	1,902.33
[Includes Investment made in Hindustan Urvarak and Rasayan Limited ₹ 666.54 crore (2022: ₹ 497.65 crore), Kochi Salem Pipelines Private Limited ₹ 90.64 crore (2022: ₹ 267.50 crore), IndianOil Adani Gas Private Limited ₹ 22.18 crore (2022: ₹ 198.94 crore) and IHB Limited- Nil (2022: ₹ 700.00 crore)]		
9 Purchase/(Sale)/Acquisition of Fixed Assets (Incl. CWIP/Leases)	1.01	(2.05)
[Includes Purchase/ (Sale)/ Acquisition/ (Recovered) of Fixed Assets incl. CWIP/ Leases from GSPL India Transco Limited ₹ 0.95 crore (2022:Nil) and IHB Limited- Nil (2022: ₹ (2.06) crore)]		
10 Provisions made/(write back) during the year	0.05	144.19
[Includes Provision made / (written back) in Suntera Nigeria 205 Limited ₹ 0.05 crore (2022:Nil), Petronet VK Limited- Nil (2022: ₹ 110.90 crore) and GSPL India Transco Limited- Nil (2022: ₹ 33.29 crore)]		
11 Outstanding Receivables/Loans	2,178.47	1,847.29
[Includes Outstanding Receivables/ Loans from IndianOil LNG Private Limited ₹ 1,056.12 crore (2022: ₹ 826.53 crore) and Petronet LNG Limited ₹ 257.48 crore (2022: ₹ 273.62 crore)]		
12 Outstanding Payables (Incl. Lease Obligation)	3,087.10	2,943.85
[Includes Outstanding payable to IOT Utkal Energy Services Limited ₹ 1,913.89 crore (2022: ₹ 2,137.88 crore) and Petronet LNG Limited ₹ 930.69 crore (2022: ₹ 612.67 crore)]		
13 Investments in JV/Associates as on date	20,021.47	17,623.62
14 Guarantees		
Financial Guarantees	165.86	134.54
[Includes Financial Guarantees given to Indian Synthetic Rubber Private Limited ₹ 145.86 crore (2022: ₹ 134.54 crore) and Indradhanush Gas Grid Limited ₹ 20.00 crore (2022:Nil)]		

* Revenue from Operations includes ₹ 60.68 crore on provisional basis on account of Manpower Deployment and other associated costs under EPMC services rendered to IHB Limited (JV of IOCL), which is not confirmed by the party and is pending for reconciliation. However, the management is confident of recovery of the amount as per the terms of the contract.

Notes:

- 1) Transactions in excess of 10% of the total related party transactions for each type has been disclosed above.
- 2) In case of Joint Venture/Subsidiary Companies constituted/acquired during the period, transactions w.e.f. date of constitution/ acquisition is disclosed.
- 3) In case of Joint Venture/Subsidiary Companies which have been closed/divested during the period, transactions up to the date of closure/disinvestment only are disclosed.

2. Government related entities where significant transactions carried out

Apart from transactions reported above, the Group has transactions with other Government related entities, which includes but not limited to the following:

Name of Government:	Government of India (Central and State Government)
Nature of Transactions:	<ul style="list-style-type: none"> ▪ Sale of Products and Services ▪ Purchase of Products ▪ Purchase of Raw Materials ▪ Handling and Freight Charges, etc.

These transactions are conducted in the ordinary course of the Group's business on terms comparable to those with other entities that are not Government-related.

NOTES TO CONSOLIDATED FINANCIAL STATEMENTS

NOTE - 38: RELATED PARTY DISCLOSURES (Contd..)

3) Key Managerial Personnel

A. Whole Time Directors/Company Secretary/CFO	B. Independent Directors	C. Government Nominee Directors
1) Shri S. M. Vaidya	1) Ms. Lata Usendi (up to 05.11.2022)	1) Dr. Navneet Mohan Kothari (up to 24.03.2023)
2) Dr S. S. V. Ramakumar	2) Shri Dilip Gogoi Lalung	
3) Shri Ranjan Kumar Mohapatra	3) Dr. Ashutosh Pant	2) Shri Sunil Kumar (w.e.f. 28.12.2022)
4) Shri S. K. Gupta (up to 03.10.2022)	4) Dr. Dattatreya Rao Sirpurker	
5) Shri V. Satish Kumar	5) Shri Prasenjit Biswas	
6) Shri D.S. Nanaware	6) Shri Sudipta Kumar Ray	
7) Ms. Sukla Mistry	7) Shri Krishnan Sadagopan	
8) Shri Sujoy Choudhury	8) Dr. (Prof.) Ram Naresh Singh {w.e.f. 08.04.2022}	
9) Shri Sanjay Kaushal (w.e.f. 03.10.2022)		
10) Shri Kamal Kumar Gwalani		

D) Details relating to the personnel referred to in Item No. 3A & 3B above:

March 31, 2023

(₹ in crore)

Key Managerial Personnel	Short-Term Employee Benefits	Post Employment Benefits	Other Long Term Benefits	Total Remuneration	Sitting Fees	Outstanding Loans (Gross)/ Advance Receivables
A. Whole Time Directors/Company Secretary/CFO						
1) Shri S. M. Vaidya	0.76	0.09	0.09	0.94	-	0.01
2) Dr S. S. V. Ramakumar	0.75	0.09	0.10	0.94	-	-
3) Shri Ranjan Kumar Mohapatra	0.84	0.09	-	0.93	-	0.01
4) Shri S. K. Gupta	0.49	0.05	0.18	0.72	-	-
5) Shri V. Satish Kumar	0.93	0.09	-	1.02	-	-
6) Shri D.S. Nanaware	0.60	0.09	0.09	0.78	-	-
7) Ms. Sukla Mistry	0.72	0.09	0.09	0.90	-	-
8) Shri Sujoy Choudhury	0.73	0.09	0.10	0.92	-	-
9) Shri Sanjay Kaushal	0.29	0.04	-	0.33	-	-
10) Shri Kamal Kumar Gwalani	0.71	0.08	0.07	0.86	-	0.24
B. Independent Directors						
1) Ms. Lata Usendi	-	-	-	-	0.07	-
2) Shri Dilip Gogoi Lalung	-	-	-	-	0.06	-
3) Dr. Ashutosh Pant	-	-	-	-	0.09	-
4) Dr. Dattatreya Rao Sirpurker	-	-	-	-	0.09	-
5) Shri Prasenjit Biswas	-	-	-	-	0.08	-
6) Shri Sudipta Kumar Ray	-	-	-	-	0.09	-
7) Shri Krishnan Sadagopan	-	-	-	-	0.09	-
8) Dr. (Prof.) Ram Naresh Singh	-	-	-	-	0.04	-
Total	6.82	0.80	0.72	8.34	0.61	0.26

NOTES TO CONSOLIDATED FINANCIAL STATEMENTS

NOTE – 38: RELATED PARTY DISCLOSURES (Contd..)

March 31, 2022							(₹ in crore)
Key Managerial Personnel	Short-Term Employee Benefits	Post Employment Benefits	Other Long Term Benefits	Total Remuneration	Sitting Fees	Outstanding Loans (Gross)/ Advance Receivables	
A. Whole Time Directors/ Company Secretary/CFO							
1) Shri S. M. Vaidya	0.61	0.08	0.01	0.70	-	0.01	
2) Dr S. S. V. Ramakumar	0.71	0.08	-	0.79	-	0.01	
3) Shri Ranjan Kumar Mohapatra	0.70	0.08	0.10	0.88	-	0.01	
4) Shri S. K. Gupta	0.64	0.08	-	0.72	-	-	
5) Shri V. Satish Kumar	0.19	0.03	-	0.22	-	0.06	
6) Shri D.S. Nanaware	0.13	0.02	-	0.15	-	0.02	
7) Ms. Sukla Mistry	0.07	0.01	0.01	0.09	-	0.09	
8) Shri Sujoy Choudhury	0.05	0.01	-	0.06	-	0.13	
9) Shri Kamal Kumar Gwalani	0.62	0.07	-	0.69	-	0.18	
B. Independent Directors							
1) Ms. Lata Usendi	-	-	-	-	0.10	-	
2) Shri Dilip Gogoi Lalung	-	-	-	-	0.02	-	
3) Dr. Ashutosh Pant	-	-	-	-	0.02	-	
4) Dr. Dattatreya Rao Sirpurker	-	-	-	-	0.03	-	
5) Shri Prasenjit Biswas	-	-	-	-	0.03	-	
6) Shri Sudipta Kumar Ray	-	-	-	-	0.03	-	
7) Shri Krishnan Sadagopan	-	-	-	-	0.03	-	
Total	3.72	0.46	0.12	4.30	0.27	0.51	

Notes :

- This does not include the impact of provision made on actuarial valuation of retirement benefit/ long term Schemes and provision made during the period towards Post Retirement Benefits as the same are not separately ascertainable for individual directors.
- There were no Share Based Employee Benefits given to KMPs during the period.
- In addition, whole-time Directors are also allowed the use of Corporation's car for private purposes up to 12,000 kms. per annum on a payment of ₹ 2,000/- per mensem.
- Remuneration and Loan balances for KMP is reported for the period of tenure as KMP.

4) Relatives of Key Managerial Personnel and nature of relation with whom transactions are undertaken during the year:

- Shri Siddharth Shrikant Vaidya (Assistant Manager (Production), Indian Oil Corporation Limited): Son of Key Managerial Personnel
- Shri Vinayak Shrikant Vaidya (Production Engineer, Indian Oil Corporation Limited): Son of Key Managerial Personnel

		(₹ in crore)	
Details relating to the parties referred above:		March 31, 2023	March 31, 2022
1	Remuneration ^		
	Shri Siddharth Shrikant Vaidya	0.25	0.20
	Shri Vinayak Shrikant Vaidya	0.04	-
2	Outstanding Receivables/ Loans ^		
	Shri Siddharth Shrikant Vaidya	-	-
	Shri Vinayak Shrikant Vaidya	-	-

^ Remuneration and Loan balances for relative of KMP is reported for the period of tenure of KMP.

NOTES TO CONSOLIDATED FINANCIAL STATEMENTS

NOTE - 38: RELATED PARTY DISCLOSURES (Contd..)

5) Employee Benefit Trusts

Transactions with Post Employment Benefit Plans managed through separate trust:

Name of the Trust	Post Employment Benefit Plan	(₹ in crore)			
		March 31, 2023		March 31, 2022	
		Contribution by employer	Outstanding Receivable/ (Payable)	Contribution by employer	Outstanding Receivable/ (Payable)
1 IOCL (Refinery Division) Employees Provident Fund	Provident Fund	249.51	228.94	232.59	111.08
2 Indian Oil Corporation Limited (Assam Oil Division) Employees Provident Fund	Provident Fund	17.44	4.25	18.16	(17.12)
3 Provident Fund for the Employees of Indian Oil Corporation Limited (Marketing Division)	Provident Fund	246.25	(1.73)	239.42	95.47
4 IOCL Employees Superannuation Benefit Fund	Pension Scheme	127.71	34.58	191.13	(50.64)
5 IOCL Employees Post Retirement Medical Benefit Fund	Post Retirement Medical Scheme	252.50	(241.01)	401.42	(43.14)
6 IOCL Employees Group Gratuity Trust	Gratuity	69.89	63.14	(3.77)	115.16
7 CPCL Employees Provident Fund	Provident Fund	24.20	2.11	24.05	2.00
8 CPCL Employees Superannuation Benefit Fund	Pension Scheme	6.47	-	11.52	-
9 CPCL Employees Group Gratuity Trust	Gratuity	-	-	23.59	-
10 CPCL Post Retirement Medical Benefit Trust	PRMB	-	-	8.17	-

NOTE - 39: SEGMENT INFORMATION

Operating Segment Reporting as per Ind-AS 108 for the period ended March 31, 2023 is as under:

(₹ in crore)

Particulars	2022-2023					2021-2022				
	Petroleum Products	Petro-chemicals	Other Business	Eliminations	Total	Petroleum Products	Petro-chemicals	Other Business	Eliminations	Total
Revenue										
External Revenue	8,92,496.24	22,259.11	36,654.59	-	9,51,409.94	6,84,621.40	28,091.27	24,003.63	-	736,716.30
Inter-segment Revenue	15,859.74	38.07	74.32	(15,972.13)	-	17,573.65	38.02	79.61	(17,691.28)	-
Total Revenue	9,08,355.98	22,297.18	36,728.91	(15,972.13)	9,51,409.94	7,02,195.05	28,129.29	24,083.24	(17,691.28)	736,716.30
Result										
Segment Results excluding Exchange Gain/(Loss)	23,028.44	(241.23)	2,431.75	-	25,218.96	30,403.15	4,666.52	1,767.72	-	36,837.39
Segmental Exchange Gain/(Loss)	(4,589.38)	59.83	(0.57)	-	(4,530.12)	(1,241.82)	18.94	26.51	-	(1,196.37)
Segment Results	18,439.06	(181.40)	2,431.18	-	20,688.84	29,161.33	4,685.46	1,794.23	-	35,641.02
Less: Unallocable Expenditure										
- Finance Cost					7,541.36					5,423.26
- Impairment Loss on Financial Assets - Pertaining to Investment					115.33					5.55
- Loss on sale and disposal of Assets					66.12					-
- Exchange Loss - (Net)					2,631.69					255.91
- Loss on Derivatives					357.76					-

NOTES TO CONSOLIDATED FINANCIAL STATEMENTS

NOTE - 39: SEGMENT INFORMATION (Contd..)

(₹ in crore)

Particulars	2022-2023					2021-2022				
	Petroleum Products	Petro-chemicals	Other Business	Eliminations	Total	Petroleum Products	Petro-chemicals	Other Business	Eliminations	Total
Add: Unallocable Income										
- Interest and Dividend Income					4,167.46					2,992.24
- Profit on sale and disposal of Assets					-					11.97
- Gain on Derivatives					-					68.00
- Fair value gain on Financial instruments classified as FVTPL					1.81					6.12
- Other non operating income					29.65					18.43
- Share of Profit in Joint Venture and Associates					862.19					1,235.56
Profit Before Tax					15,037.69					34,288.62
Less: Income Tax (including deferred tax)					3,333.43					8,562.02
Profit After Tax					11,704.26					25,726.60

- The Company is engaged in the following business segments:
 - Sale of Petroleum Products
 - Sale of Petrochemicals
 - Other operating segment of the Corporation comprises; Gas, Oil & Gas Exploration Activities, Explosives & Cryogenic Business and Wind Mill & Solar Power Generation.
Segments have been identified and reported taking into account, the nature of products and services and differing risks and returns.
- Segment Revenue comprises of the following:
 - Turnover (Inclusive of Excise Duties)
 - Net Claim/(Surrender) of SSC
 - Subsidy/Grants received from Governments
 - Other Operating Revenue
- Inter segment pricing are at Arm's length basis
- There are no reportable geographical segments.

(₹ in crore)

Particulars	March 31, 2023				March 31, 2022			
	Petroleum Products	Petro-chemicals	Other Business	Total	Petroleum Products	Petro-chemicals	Other Business	Total
Other Information								
Segment Assets	3,24,468.09	33,557.97	25,289.25	3,83,315.31	3,01,551.76	26,330.35	22,469.41	3,50,351.52
Corporate Assets								
Investments (Current and Non Current)				52,190.46				52,351.96
Advances For Investments				1,514.01				2,276.85
Advance Tax				1,857.22				2,819.51
Interest Accrued On Investments/ Bank Deposits				0.35				0.03
Loans				2,664.84				2,743.88
Derivative Asset				218.12				76.72
Finance Lease Receivables				0.74				3.34
Total Assets				4,41,761.05				4,10,623.81
Segment Liabilities	1,26,795.28	1,299.11	4,400.27	1,32,494.66	1,22,827.62	945.22	3,418.34	1,27,191.18
Corporate Liabilities								
Provision For Taxation				18.22				619.31
Borrowings (Short Term and Long Term)				1,40,114.82				1,23,550.10
Lease Obligations (Short Term and Long Term)				8,862.26				8,469.49
Deferred Tax Liability				16,800.42				15,354.37
Interest Accrued But Not Due On Borrowings				21.40				5.94
Derivative Liabilities				235.97				307.81
Total Liabilities				2,98,547.75				2,75,498.20

NOTES TO CONSOLIDATED FINANCIAL STATEMENTS

NOTE - 39: SEGMENT INFORMATION (Contd..)

(₹ in crore)

Particulars	March 31, 2023				March 31, 2022			
	Petroleum Products	Petro-chemicals	Other Business	Total	Petroleum Products	Petro-chemicals	Other Business	Total
Capital Employed								
Segment Wise	1,97,672.80	32,258.86	20,888.99	2,50,820.65	1,78,724.14	25,385.13	19,051.07	2,23,160.34
Corporate				(107,607.35)				(88,034.73)
Total Capital Employed				143,213.30				1,35,125.61
Capital Expenditure	27,741.38	6,173.56	2,594.66	36,509.60	23,166.40	1,695.91	2,609.86	27,472.17
Depreciation and Amortization	11,241.92	957.36	981.77	13,181.05	10,428.91	883.72	1,034.95	12,347.58

Geographical information

(₹ in crore)

Asset Particulars	Revenue from external customers		Non-current assets	
	2022-23	2021-22	March 31, 2023	March 31, 2022
India	9,00,884.74	6,95,983.74	2,36,446.73	2,11,188.39
Outside India	50,525.20	40,732.56	16,843.57	16,820.26
Total	9,51,409.94	7,36,716.30	2,53,290.30	2,28,008.65

Revenue from major products and services

(₹ in crore)

Particulars	2022-2023	2021-2022
Motor Spirit (MS)	1,97,690.50	1,60,005.24
High Speed Diesel (HSD)	4,37,898.23	3,43,864.73
Superior Kerosene Oil (SKO)	3,855.23	6,962.64
Liquified Petroleum Gas (LPG)	1,23,130.44	93,492.18
Aviation Turbine Fuel (ATF)	49,118.92	22,586.32
Others	1,39,716.62	1,09,805.19
Total External Revenue	9,51,409.94	7,36,716.30

NOTE - 40: FAIR VALUE MEASUREMENT

- I. Set out below, is a comparison by class of the carrying value and fair value of the Group's financial instruments, along with the fair value measurement hierarchy:

(₹ in crore)

	Carrying Value		Fair Value		Fair Value measurement hierarchy level
	As at March 31, 2023	As at March 31, 2022	As at March 31, 2023	As at March 31, 2022	
Financial Assets					
A. Fair Value through Other Comprehensive Income (FVTOCI):					
Quoted Equity Shares	18,188.71	19,216.09	18,188.71	19,216.09	Level 1
Unquoted Equity Instruments	1,148.67	1,511.25	1,148.67	1,511.25	Level 3
Quoted Government Securities	11,090.45	11,596.67	11,090.45	11,596.67	Level 1
Hedging derivatives					
Foreign exchange forward contracts- Loans	32.80	-	32.80	-	Level 2
Commodity forward contracts- Margin Hedging	130.97	2.97	130.97	2.97	Level 2
Interest Rate Swap	54.35	53.15	54.35	53.15	Level 2

NOTES TO CONSOLIDATED FINANCIAL STATEMENTS

NOTE - 40: FAIR VALUE MEASUREMENT (Contd..)

	Carrying Value		Fair Value		Fair Value measurement hierarchy level
	As at March 31, 2023	As at March 31, 2022	As at March 31, 2023	As at March 31, 2022	
B. Fair Value through Profit and Loss (FVTPL):					
Derivative Instruments at fair value through profit or loss	-	20.60	-	20.60	Level 2
Unit Trust Investments	66.76	63.95	66.76	63.95	Level 1
Investment through PMS	208.08	184.43	208.08	184.43	Level 1
C. Amortised Cost:					
Loans to employees	1,742.60	1,473.16	1,623.04	1,569.71	Level 2
PMUY Loan (Refer point 1 of Note-49 for more details)	513.62	791.56	522.37	845.64	Level 3
Financial Liabilities					
A. Amortised Cost:					
Non-Convertible Debentures	23,992.72	15,993.49	24,627.77	16,265.13	Level 2
Term Loans from Oil Industry Development Board (OIDB)	74.19	306.55	75.63	315.16	Level 2
Foreign Currency Bonds - US Dollars	-	8,232.81	-	8,450.17	Level 1
Loan from Odisha Government	1,970.30	1,621.07	1,837.53	1,511.85	Level 2
Term Loan (USD 100 Mn)	822.51	757.98	781.87	725.96	Level 2
B. Fair Value through Profit and Loss (FVTPL):					
Derivative Instruments at fair value through profit or loss	235.97	245.95	235.97	245.95	Level 2
C. Fair Value through Other Comprehensive Income (FVTOCI):					
Hedging Derivatives					
Foreign exchange forward contracts- Loans	-	42.26	-	42.26	Level 2
Commodity forward contracts- Margin Hedging	-	19.60	-	19.60	Level 2

Note:

The management has assessed that fair values of Trade Receivables, Trade Payables, Cash and Cash Equivalents, Bank Balances & Bank Deposits, Loans (incl. Security Deposits) other than mentioned above, Short Term Borrowings (incl. Current Maturities of Long Term Borrowings), Floating Rate Borrowings, Lease Liabilities, Other Non-Derivative Current/Non-Current Financial Assets & Other Non-Derivative Current/Non-Current Financial Liabilities approximate their carrying amounts.

Methods and Assumptions

The following methods and assumptions were used to estimate the fair values at the reporting date:

A. Level 1 Hierarchy:

- (i) Quoted Equity Shares: Closing quoted price (unadjusted) in National Stock Exchange of India Limited, Tel Aviv Stock Exchange, Israel and NASDAQ, New York
- (ii) Quoted Government Securities: Closing published price (unadjusted) in Clearing Corporation of India Limited
- (iii) Foreign Currency Bonds - US Dollars: Closing price (unadjusted) for the specific bond collected from active market
- (iv) Unit Trust Investment/PMS: Closing NAV for the specific investment available in Trust Bulletin/Newspaper/PMS

B. Level 2 Hierarchy:

- (i) Derivative Instruments at FVTPL: Replacement cost quoted by institutions for similar instruments by employing use of market observable inputs.
- (ii) Hedging Derivatives at FVTOCI: Replacement cost quoted by institutions for similar instruments by employing use of market observable inputs.
- (iii) Loans to employees : Discounting future cash flows using rates currently available for items on similar terms, credit risk and remaining maturities, adjusted for insignificant unobservable inputs specific to such loan like principal and interest repayments are such that employee get more flexibility in repayment as per the respective loan schemes.

NOTES TO CONSOLIDATED FINANCIAL STATEMENTS

NOTE - 40: FAIR VALUE MEASUREMENT (Contd..)

- (iv) Non-Convertible Debentures, Loan from Odisha Government and USD 100 Mn Term Loan: Discounting future cash flows using rates currently available for items on similar terms, credit risk and remaining maturities (Excluding floating rate borrowings).
- (v) Term Loans from Oil Industry Development Board (OIDB): Discounting future cash flows using rates currently available for similar type of borrowings (OIDB Borrowing Rate) using exit model as per Ind AS 113.

C. Level 3 Hierarchy:

- (i) Unquoted Equity Instruments: Fair values of the unquoted equity shares have been estimated using Market Approach & Income Approach of valuation techniques. The valuation requires management to make certain assumptions about the model inputs, including forecast cash flows, discount rate, credit risk and volatility. The probabilities of the various estimates within the range can be reasonably assessed and are used in management's estimate of fair value for these unquoted equity investments.
- (ii) PMUY Loan: Fair value of PMUY loans is estimated by discounting future cash flows using approximate interest rates applicable on loans given by Banks duly adjusted for significant use of unobservable inputs in estimating the cash flows comprising of specific qualitative and quantitative factors like consumption pattern, assumption of subsidy rate etc.

The significant unobservable inputs used in fair value assessment categorised within Level 3 of the Fair Value Hierarchy together with a quantitative sensitivity analysis as on March 31, 2023 and March 31, 2022 are shown below:

Description	Valuation technique	Significant unobservable Input	Range (weighted average)	Sensitivity of the Input to Fair Value
I Unquoted Equity Instrument - Haldia Petrochemicals Limited (Refer Note-4 for Carrying Value)	Market Approach -EBITDA Multiple	EBITDA multiple	31.03.23: 7.3x - 7.7x (7.5x) 31.03.22: 5.8x - 6.2x (6.0x)	0.1x increase/(decrease) in EBITDA Multiple would result in increase/(decrease) in fair value by: 31.03.23: ₹12.7 crore/ ₹(12.7) crore 31.03.22: ₹6.6 crore/ ₹(6.5) crore
II Unquoted Equity Instrument - Ceylon Petroleum Storage Terminals Limited (Refer Note-4 for Carrying Value)	Market Approach -Revenue Multiple	Revenue Multiple	31.03.23: 0.8x - 1.2x (1.0x) 31.03.22: 0.7x - 1.1x (0.9x)	0.1x increase/(decrease) in Revenue Multiple would result in increase/(decrease) in fair value by: 31.03.23: ₹11.5 crore/ ₹(11.6) crore 31.03.22: ₹6.0 crore/ ₹(6.0) crore
III Unquoted Equity Instrument - Petrocarababo S.A. and Carabobo Ingenieria Y Construcciones S.A. (Refer Note-4 for Carrying Value)	Income Approach - Present Value Measurement	Discount Rate	31.03.23: 33.0% - 37.0% (35.0%) 31.03.22: 29.0% - 33.0% (31.0%)	1% increase/(decrease) in Discount Rate would result in (decrease)/increase in fair value by: 31.03.23: ₹(2.1) crore/ ₹1.7 crore 31.03.22: ₹(1.9) crore/ ₹1.9 crore

Unquoted Equity Instruments carried at FVTOCI includes following investments for which sensitivity disclosure is not disclosed:

	(₹ in crore)	
	Carrying Value	
	As at March 31, 2023	As at March 31, 2022
Mer Rouge Oil Storage Terminal Company Limited	-	14.57
Indian Gas Exchange Limited	12.50	5.85
Trinco Petroleum Terminal Private Limited	1.23	1.28
Vasitars Private Limited	0.77	-
Woodlands Multispeciality Hospital Limited	-	0.10
BioTech Consortium India Limited	0.10	0.10
International Cooperative Petroleum Association, New York	0.02	0.02
MRL Industrial Cooperative Service Society	0.01	0.01

NOTES TO CONSOLIDATED FINANCIAL STATEMENTS**NOTE - 40: FAIR VALUE MEASUREMENT (Contd..)****Reconciliation of fair value measurement of Assets and Liabilities under Level 3 hierarchy of Fair Value measurement:**

Description	(₹ in crore)
	FVTOCI Assets Unquoted Equity Shares
Balance as at March 31 2022	1,511.25
Addition	0.77
Redemption/Sales	(0.10)
Fair Value Changes	61.96
Exchange Difference	(0.41)
Transfer out (refer notes 1 & 2 below)	(424.80)
Balance as at March 31 2023	1,148.67

Notes:

- During the year, Mer Rouge Oil Storage Terminal Company Limited (MOST) has been designated as a Joint Venture of the Group. Hence the investment in Unquoted Equity Instruments of MOST ceases to be a FVTOCI instrument and accordingly amount of ₹14.57 crore has been transferred out from Level 3 hierarchy.
- During the year, Equity shares of Lanzatech New Zealand Limited were listed on NASDAQ, New York as Lanzatech Global Inc. post its business combination with AMCI Acquisition Corp. on 08.02.2023. Hence, the quoted prices (unadjusted) in active markets are available for fair valuation. Accordingly, the fair value hierarchy level has been changed for these equity shares from Level 3 to Level 1 in current year. Fair value of the instrument as on 31.03.2023 is ₹192.12 crore (2022: ₹410.23 crore). Last year figure has not been reclassified into Quoted Equity Shares (Level 1) and continues to be part of Unquoted Equity Instruments (Level 3).

II. Disclosures relating to recognition of differences between the fair value at initial recognition and the transaction price

In the following cases, the Group has not recognized gains/losses in profit or loss on initial recognition of financial assets/financial liability, instead, such gains/losses are deferred and recognized as per the accounting policy mentioned below.

Financial Assets**1. Loan to Employees**

As per the terms of service, the Group has given long term loan to its employees at concessional interest rate. Transaction price is not fair value because loans are not extended at market rates applicable to employees. Since implied benefit is on the basis of the services rendered by the employee, it is deferred and recognized as employee benefit expense over the loan period.

2. PMUY loan

The PMUY loan is the interest free loan given to PMUY beneficiaries towards cost of burner and 1st refill. The loan is interest free and therefore transaction price is not at fair value. The difference between fair value and transaction price is accumulated in Deferred expenses and amortized over the loan period on straight line basis in the Statement of Profit and Loss.

3. Security Deposits

The security deposit is paid to landlord in relation to lease of land. The security deposit is interest free and therefore transaction price is not fair value. The difference between fair value and transaction price is accumulated in Deferred expenses and amortized over the loan period on straight line basis in the statement of Profit and loss till March 31, 2019 prior to introduction of IND AS 116.

Financial Liabilities**1. Security Deposits**

In case certain deposits payable to deceased employees under one of the superannuation benefit scheme (R2 option) and security deposits received in relation to some revenue expenses contracts, transaction price is not considered as fair value because deposits are interest free. The difference between fair value and transaction price is accumulated in Deferred income and amortized over the tenure of security deposit on straight line basis in the Statement of Profit and Loss.

NOTES TO CONSOLIDATED FINANCIAL STATEMENTS

NOTE - 40: FAIR VALUE MEASUREMENT (Contd..)

Reconciliation of deferred gains/losses yet to be recognized in the Statement of Profit and Loss are as under:

Particulars	(₹ in crore)				
	Opening Balance	Addition During the Year	Amortized During the Year	Adjusted During the Year	Closing Balance
2022-23					
Deferred Expenses					
Loan to employees	857.97	90.06	83.70	-	864.33
PMUY Loan	273.21	-	27.53	9.44	236.24
Security Deposits	1.09	-	-	1.09	-
Deferred Income					
Security Deposits	3.70	0.13	0.75	-	3.08
2021-22					
Deferred Expenses					
Loan to employees	687.95	222.50	52.48	-	857.97
PMUY Loan	376.50	-	98.97	4.32	273.21
Security Deposits	1.31	-	0.22	-	1.09
Deferred Income					
Security Deposits	4.52	-	0.82	-	3.70

NOTE - 41: FINANCIAL INSTRUMENTS AND RISK FACTORS

Financial Risk Factors

The Group's principal financial liabilities, other than derivatives, comprise Borrowings, trade and other payables, security deposits, employee liabilities and lease obligation. The main purpose of these financial liabilities is to finance the Group's operations and to provide guarantees to support its operations. The Group's principal financial assets include loans & advances, trade and other receivables, short-term deposits and cash/cash equivalents that derive directly from its operations. The Group also holds FVTOCI investments and enters into derivative transactions.

The Group is exposed to a number of different financial risks arising from natural business exposures as well as its use of financial instruments including market risk relating to interest rate, commodity prices, foreign currency exchange rates and equity price, credit risk and liquidity risk.

The Risk Management Committee comprised of senior management oversees the management of these risks. The Group's senior management is supported by a Risk Management Compliance Board that advises on financial risks and the appropriate financial risk governance framework for the Group. The Risk Management Committee provides assurance to the Board that the Group's risks are governed by appropriate policies and procedures and that risks are identified, measured and managed in accordance with the Group's policies, risk objectives and risk appetite.

The Group's requirement of crude oil are managed through integrated function handled through its international trade and optimization department. All derivative activities for risk management purposes are carried out by specialist teams that have the appropriate skills, experience and supervision. As per the Group's policy, derivatives contracts are taken only to hedge the various risks that the Group is exposed to and not for speculation purpose.

The Board of Directors oversee the risk management activities for managing each of these risks, which are summarised below:

A. Market risk

Market risk is the risk that the fair value of future cash flows of a financial instrument will fluctuate because of changes in market prices. The major components of market risk are interest rate risk, foreign currency risk, commodity price risk and other price risk viz. equity shares etc. Financial instruments affected by market risk include Borrowings, Deposits, FVTOCI investments and derivative financial instruments.

The sensitivity analysis in the following sections relate to the position as at March 31, 2023 and March 31, 2022.

The analysis excludes the impact of movements in market variables on the carrying values of gratuity and other post-retirement obligations, provisions, and other non-financial assets and liabilities of foreign operations.

NOTES TO CONSOLIDATED FINANCIAL STATEMENTS**NOTE – 41: FINANCIAL INSTRUMENTS AND RISK FACTORS (Contd..)****1. Interest Rate Risk**

The Group is exposed to interest rate risk from the possibility that changes in interest rates will affect future cash flows of a financial instrument, principally financial debt. The Group's exposure to the risk of changes in market interest rates relates primarily to the Group's long-term debt obligations with floating interest rates.

The Group manages to maintain a mix between fixed and floating rates for rupee and foreign currency loans, based on liquidity, availability of cost effective instruments and considering the market/regulatory constraints etc. The Group also use interest rate swap contracts for managing the interest rate risk of floating interest rate debt. As at March 31, 2023, approximately 39% of the Group's borrowings are at a fixed rate of interest (March 31, 2022: 57%).

As the publication of USD LIBOR benchmark will be phased out by the end of June 2023, the Company has adopted various strategies like pre-payment and refinancing of existing instruments during the past couple of years for smooth transitioning from USD LIBOR benchmark. For pending loan instruments, the Company has already commenced discussion with the existing lenders for transition to alternate reference rate, viz., SOFR. However, the Company is not expecting any material financial impact of transition from USD LIBOR to SOFR on its floating rate loans linked to USD LIBOR and associated derivative contracts which are maturing beyond 30th June 2023.

The table below gives information about financial instruments that are to be transited to an alternative benchmark rate as at :

Particulars	(₹ in crore)
	Balances subject to USD LIBOR
1. Non-derivative Financial Assets	Nil
2. Non-derivative Financial Liabilities (Foreign Currency Loans)	15,217.56
3. Derivatives (Interest Rate Swap*)	1,643.50

*Nominal Amount

The management is likely to complete the transition exercise of the existing USD LIBOR linked instruments before 30th June 2023.

The sensitivity to a reasonably possible change in interest rates on that portion of loans and borrowings affected, with all other variables held constant, on INR and USD floating rate borrowings is as per table below. The Group's exposure to interest rate changes for all other currency borrowings is not material.

Currency of Borrowings	Increase/ Decrease in basis points	Effect on profit before tax (₹ in crore)	Increase/ Decrease in basis points	Effect on profit before tax (₹ in crore)
	March 31, 2023		March 31, 2022	
	INR	+50	(70.09)	+50
US Dollar	+50	(340.21)	+50	(199.00)
INR	-50	70.09	-50	52.61
US Dollar	-50	340.21	-50	199.00

2. Foreign Currency Risk

Foreign currency risk is the risk that the fair value or future cash flows of an exposure will fluctuate because of changes in foreign exchange rates. The Group's exposure to the risk of changes in foreign exchange rates relates primarily to the Group's operating activities (when revenue or expense is denominated in a foreign currency) and Borrowings.

The Group manages its foreign currency risk through combination of natural hedge, mandatory hedging and hedging undertaken on occurrence of pre-determined triggers. The hedging is mostly undertaken through forward contracts.

The Group has outstanding forward contract of ₹ 2,473.89 crore as at March 31, 2023 (March 31, 2022: ₹ 3,610.54 crore) which has been undertaken to hedge its exposure to borrowings and other financial liabilities.

The sensitivity to a reasonably possible change in USD/INR exchange rates, with all other variables held constant, the impact on the Group's profit before tax is due to changes in the fair value of monetary assets and liabilities including non-designated foreign

NOTES TO CONSOLIDATED FINANCIAL STATEMENTS

NOTE - 41: FINANCIAL INSTRUMENTS AND RISK FACTORS (Contd..)

currency derivatives. The Group's exposure to foreign currency changes for all other currencies other than below is not material.

Currency	Increase/ Decrease in %	Effect on profit before tax (₹ in crore)	Increase/ Decrease in %	Effect on profit before tax (₹ in crore)
	March 31, 2023		March 31, 2022	
Forward Contract - US Dollar	+5%	123.69	+5%	180.53
	-5%	(123.69)	-5%	(180.53)
Other Exposures - US Dollar	+5%	(5,925.45)	+5%	(4,355.03)
	-5%	5,925.45	-5%	4,355.03
Other Exposures - SGD	+5%	-	+5%	(114.73)
	-5%	-	-5%	114.73
Cross Currency - USD vs. SGD	+5%	-	+5%	(123.40)
	-5%	-	-5%	123.40
Cross Currency - USD vs. INR	+5%	(328.25)	+5%	(66.32)
	-5%	328.25	-5%	66.32

The effects of most exchange rate fluctuations are absorbed in business operating results which are offset by changing cost competitiveness, lags in market adjustments to movements in rates to its other non-financial assets like inventory etc. For this reason, the total effect of exchange rate fluctuations is not identifiable separately in the Group's reported results.

3. Commodity Price Risk

The Group is exposed to various commodity price related risk such as Refinery Margins i.e. Differential between the prices of petroleum products & crude oil, Crude Oil Price fluctuation on accounts of inventory valuation fluctuation and crude oil imports, etc. As per approved risk management policy, the Group can undertake refinery margin hedging, inventory hedging and crude oil price hedging through swaps, options and futures in the OTC market as well as domestic exchanges to mitigate the risk within the approved limits.

Category-wise quantitative data about commodity derivative transactions that are outstanding as at the end of the financial year is given below:

Particulars	Quantity (in lakh bbls)	
	March 31, 2023	March 31, 2022
Margin Hedging Forward contracts	20.25	26.25

The sensitivity to a reasonably possible change in Crude benchmark price difference/refinery margin on the outstanding commodity hedging position as on March 31, 2023:

Particulars	Increase/ Decrease in %	Effect on profit before tax (₹ in crore)	Increase/ Decrease in %	Effect on profit before tax (₹ in crore)
	March 31, 2023		March 31, 2022	
Margin Hedging	+10%	(32.78)	+10%	(30.27)
	-10%	32.78	-10%	30.27

4. Equity Price Risk

The Group's investment in listed and non-listed equity securities, other than its investments in Joint Ventures/Associates and Subsidiaries, are susceptible to market price risk arising from uncertainties about future values of the investment securities.

At the reporting date, the exposure to unlisted equity securities at fair value was ₹ 1,148.67 crore. Sensitivity analysis of these investments have been provided in Note 40.

The exposure to listed equity securities valued at fair value was ₹ 18,188.71 crore. An increase/decrease of 5% on the market index could have an impact of approximately ₹909.44 crore on the OCI and equity attributable to the Group. These changes would not have an effect on profit or loss.

NOTES TO CONSOLIDATED FINANCIAL STATEMENTS**NOTE – 41: FINANCIAL INSTRUMENTS AND RISK FACTORS (Contd..)****5. Derivatives and Hedging****(i) Classification of derivatives**

The Group is exposed to certain market risks relating to its ongoing business operations as explained above.

Derivatives are only used for economic hedging purposes and not as speculative investments. However, where derivatives do not meet the hedge accounting criteria, they are accounted for at fair value through profit or loss.

Information about the derivatives used by the Group and outstanding as at the end of the financial year is provided below:

	(₹ in crore)			
	March 31, 2023		March 31, 2022	
	Other Financial Assets	Other Financial Liabilities	Other Financial Assets	Other Financial Liabilities
Derivatives not designated as hedging instruments				
Foreign exchange forward contracts- Loans	-	-	-	-
Foreign Exchange currency swap	-	235.97	20.60	245.95
Derivatives designated as hedging instruments				
Foreign exchange forward contracts- Loans	32.80	-	-	42.26
Foreign exchange forward contracts- Crude/Product Liabilities	-	-	-	-
Interest Rate Swap	54.35	-	53.15	-
Commodity Forward Contracts - Margin Hedging	130.97	-	2.97	19.60

(ii) Hedging activities

The primary risks managed using derivative instruments are commodity price risk, foreign currency risk and interest rate risk.

Commodity Price Risk

IndianOil buys crude and sells petroleum products linked to international benchmark prices and these benchmark prices do not move in tandem. This exposes IndianOil to the risk of variation in refining margins which is managed by margin hedging.

The risk of fall in refining margins of petroleum products in highly probable forecast sale transactions is hedged by undertaking crack spread forward contracts. The Group wants to protect the realization of margins and therefore to mitigate this risk, the Group is taking these forward contracts to hedge the margin on highly probable forecast sale in future. Risk management activities are undertaken in OTC market i.e. these are the bilateral contracts with registered counterparties.

All these hedges are accounted for as cash flow hedges.

Foreign Currency Risk

The Group is exposed to various foreign currency risks as explained in A.2 above. As per Group's Foreign Currency & Interest Rate Risk Management Policy, the Group is required to fully hedge the short term foreign currency loans (other than revolving lines and PCFC loans) and at least 50% of the long term foreign currency loans based on market conditions.

Apart from mandatory hedging of loans, the Group also undertakes foreign currency forward contracts for the management of currency purchase for repayment of crude/product liabilities based on market conditions and requirements. The above hedges are undertaken through delivery based forward contracts.

All these hedges are accounted for as cash flow hedges.

Interest Rate Risk

The Group is exposed to interest rate risks on floating rate borrowings as explained in A.1 above. Group hedges interest rate risk by taking interest rate swaps as per Group's Interest Rate Risk Management Policy based on market conditions. The Group uses interest rate derivatives to hedge exposure to interest payments for floating rate borrowings denominated in foreign currencies.

All these hedges are accounted for as cash flow hedges.

NOTES TO CONSOLIDATED FINANCIAL STATEMENTS

NOTE - 41: FINANCIAL INSTRUMENTS AND RISK FACTORS (Contd..)

Hedge Effectiveness

There is an economic relationship between the hedged items and the hedging instruments as the terms of the foreign exchange and commodity forward contracts match the terms of hedge items. The Group has established a hedge ratio of 1:1 for the hedging relationships as the underlying risk of the foreign exchange, interest rate and commodity forward contracts are identical to the hedged risk components. To test the hedge effectiveness, the Group compares the changes in the fair value of the hedging instruments against the changes in fair value of the hedged items attributable to the hedged risks. In case of interest rate swaps, as the critical terms of the interest rate swap contracts and their corresponding hedged items are similar, the Group performs a qualitative assessment of effectiveness and it is expected that the value of the interest rate swap contracts and the value of the corresponding hedged items will systematically change in opposite direction in response to movements in the underlying interest rates.

Source of Hedge ineffectiveness

In case of commodity price risk, the Group has identified the following sources of ineffectiveness, which are not expected to be material:

- Differences in the timing of the cash flows of the hedged items and the hedging instruments
- Different indexes linked to the hedged risk of the hedged items and hedging instruments
- The counterparties' credit risk differently impacting the fair value movements of the hedging instruments and hedged items
- Changes to the forecasted amount of cash flows of hedged items and hedging instruments

In case of foreign currency risk and interest rate risk, the main source of hedge ineffectiveness is the effect of the counterparty and the Group's own credit risk on the fair value of hedge contracts, which is not reflected in the fair value of the hedged items. The effect of this is not expected to be material.

Disclosures of effects of Cash Flow Hedge Accounting

Hedging instruments

The Group is holding the following hedging instruments:

(₹ in crore)

As at March 31, 2023	Maturity					Total
	Less than 1 month	1 to 3 months	3 to 6 months	6 to 12 months	More than 12 Months	
Foreign exchange forward contracts- Loans						
Nominal amount	-	-	-	2,473.89	-	2,473.89
Average forward rate (₹)	-	-	-	82.46	-	
Foreign exchange forward contracts- Crude/ Product Liabilities						
Nominal amount	-	-	-	-	-	-
Average forward rate (₹)	-	-	-	-	-	
Interest Rate Swaps						
Nominal amount	-	-	-	-	1,643.50	1,643.50
Commodity forward contracts- Margin Hedging						
Nominal volume (Quantity in lakh bbls)	-	4.50	6.75	9.00	-	20.25
Nominal amount	-	101.95	152.92	203.89	-	458.76
Average forward rate (\$/bbl)	-	27.57	27.57	27.57	-	-

NOTES TO CONSOLIDATED FINANCIAL STATEMENTS

NOTE - 41: FINANCIAL INSTRUMENTS AND RISK FACTORS (Contd..)

(₹ in crore)

As at March 31, 2022	Maturity					Total
	Less than 1 month	1 to 3 months	3 to 6 months	6 to 12 months	More than 12 Months	
Foreign exchange forward contracts- Loans						
Nominal amount	-	1,136.65	-	-	2,473.89	3,610.54
Average forward rate	-	75.78	-	-	82.46	
Foreign exchange forward contracts- Crude/ Product Liabilities						
Nominal amount	-	-	-	-	-	-
Average forward rate	-	-	-	-	-	-
Interest Rate Swaps						
Nominal amount	-	-	-	-	1,515.53	1515.53
Commodity forward contracts- Margin Hedging						
Nominal volume (Quantity in lakh bbls)	-	8.50	11.00	6.75	-	26.25
Nominal amount	-	130.32	110.42	45.35	-	286.09
Average forward rate (\$ /bbl)	-	20.23	13.24	8.86	-	

The impact of the hedging instruments on the Balance Sheet is as under:

(₹ in crore)

	Foreign exchange forward contracts- Loans		Foreign exchange forward contracts- Crude/Product Liabilities		Interest Rate Swaps		Commodity forward contracts- Margin Hedging	
	March 31, 2023	March 31, 2022	March 31, 2023	March 31, 2022	March 31, 2023	March 31, 2022	March 31, 2023	March 31, 2022
Nominal amount	2,473.89	3610.54	-	-	1,643.50	1,515.53	458.76	286.09
Carrying amount	32.80	(42.26)	-	-	54.35	53.15	130.97	(16.63)
Line item in the Balance Sheet that includes Hedging Instruments	Other Current Financial Assets/Other Current Financial Liabilities							
Change in fair value used for measuring ineffectiveness for the period - Gain (Loss)	32.80	(42.26)	17.91	3.35	54.35	53.15	11.96	(15.19)

Hedge Items

The impact of the Hedged Items on the Balance Sheet is as follows:

(₹ in crore)

	Foreign exchange forward contracts- Loans		Foreign exchange forward contracts- Crude/Product Liabilities		Interest Rate Swaps		Commodity forward contracts- Margin Hedging	
	March 31, 2023	March 31, 2022	March 31, 2023	March 31, 2022	March 31, 2023	March 31, 2022	March 31, 2023	March 31, 2022
Balance in Cash flow hedge reserve as at the end of the year for continuing hedges (net of tax)	-	-	-	-	41.14	40.24	97.53	(12.92)
Change in value of the hedged items used for measuring ineffectiveness for the period	(32.80)	42.26	(17.91)	(3.35)	(54.35)	(53.15)	(11.96)	15.19

NOTES TO CONSOLIDATED FINANCIAL STATEMENTS

NOTE - 41: FINANCIAL INSTRUMENTS AND RISK FACTORS (Contd..)

The effect of the cash flow hedge in the Statement of Profit and Loss and Other Comprehensive Income is as follows:

	(₹ in crore)							
	Foreign exchange forward contracts- Loans		Foreign exchange forward contracts- Crude/Product Liabilities		Interest Rate Swaps		Commodity forward contracts- Margin Hedging	
	March 31, 2023	March 31, 2022	March 31, 2023	March 31, 2022	March 31, 2023	March 31, 2022	March 31, 2023	March 31, 2022
Cash flow Hedge Reserve at the beginning of the year	-	-	-	-	40.24	4.00	(12.92)	12.80
Total hedging gain/(loss) recognised in OCI	89.84	(42.26)	17.91	3.35	45.11	47.80	28.61	(32.31)
Income tax on above	(22.61)	10.22	(4.51)	(0.81)	(11.35)	(11.56)	(7.20)	7.81
Ineffectiveness recognised in profit or loss	-	-	-	-	-	-	-	-
Line item in the statement of profit or loss that includes the recognized ineffectiveness	NA	NA	NA	NA	NA	NA	NA	NA
Amount reclassified from OCI to profit or loss	89.84	(42.26)	17.91	3.35	43.91	0.00	(118.99)	1.44
Income tax on above	(22.61)	10.22	(4.51)	(0.81)	(11.05)	0.00	29.95	(0.22)
Cash flow Hedge Reserve at the end of the year	-	-	-	-	41.14	40.24	97.53	(12.92)
Line item in the statement of profit or loss that includes the reclassification adjustments		Other Expenses		Other Expenses		NA		Revenue from Operations

B. Credit risk

Trade Receivables

Customer credit risk is managed by each business unit subject to the Group's established policy, procedures and control relating to customer credit risk management. Credit quality of a customer is assessed based on an extensive credit rating scorecard and individual credit limits are defined in accordance with this assessment. Outstanding customer receivables are regularly monitored and any shipments to major customers are generally covered by Letters of Credit, Bank Guarantees or other forms of credit insurance, wherever required.

An impairment analysis is performed at each reporting date on an individual basis for major clients. In addition, a large number of minor receivables are grouped into homogenous groups and assessed for impairment collectively. The Group applies Simplified approach for providing the expected credit losses on Trade Receivables as per the accounting policy of the Group. The maximum exposure to credit risk at the reporting date is the carrying value of each class of financial assets disclosed in Note 10. The Group evaluates the concentration of risk with respect to trade receivables as low, as its customers are located in several jurisdictions and industries and operate in largely independent markets.

	(₹ in crore)							
	Unbilled	Not Due	Less than 6 months	Above 6 months to 1 year	Above 1 year to 2 years	Above 2 years to 3 years	> 3 years	Total
Year ended March 31, 2023								
Gross Carrying amount	169.34	7,917.48	6,930.04	851.06	488.00	120.91	315.88	16,792.71
Expected credit losses	(0.54)	(31.57)	(221.88)	(26.72)	(17.66)	(3.54)	(6.65)	(308.56)
Specific Provision	-	(48.20)	-	-	(0.25)	(1.29)	(163.20)	(212.94)
Carrying amount	168.80	7,837.71	6,708.16	824.34	470.09	116.08	146.03	16,271.21
Year ended March 31, 2022								
Gross Carrying amount	84.51	11,113.41	5,575.47	1,425.36	342.76	283.93	287.34	19,112.78
Expected credit losses	(0.23)	(30.79)	(138.88)	(37.82)	(11.21)	(11.75)	(4.25)	(234.93)
Specific Provision	-	-	-	-	(0.98)	(0.36)	(176.09)	(177.43)
Carrying amount	84.28	11,082.62	5,436.59	1,387.54	330.57	271.82	107.00	18,700.42

NOTES TO CONSOLIDATED FINANCIAL STATEMENTS**NOTE – 41: FINANCIAL INSTRUMENTS AND RISK FACTORS (Contd..)****Other Financial instruments and cash deposits**

The Group's maximum exposure to credit risk for the components of the Balance Sheet at March 31, 2023 and March 31, 2022 is the carrying amounts as provided in Note 4, 5, 6, 11 & 12. The Group applies General approach for providing the expected credit losses on these items as per the accounting policy of the Group.

Credit risk from balances with banks and financial institutions is managed by the Group's treasury department in accordance with the Group's policy. Investments of surplus funds are made only with approved counterparties and within credit limits assigned to each counterparty. Counterparty credit limits are approved by the Group's Board of Directors. The limits are set to minimise the concentration of risks and therefore mitigate financial loss through counterparty's potential failure to make payments.

The Group has given loans to PMUY (Pradhan Mantri Ujjwala Yojana) customers which are shown under Loans in Note-5. PMUY loans are given to provide clean cooking fuel to BPL families as per GOI scheme wherein free LPG connections are issued by Oil Marketing Companies (OMCs) to the women belonging to the Below Poverty Line (BPL) households. As per the scheme, OMCs are providing an option for interest free loan towards cost of burner and 1st refill to PMUY consumers which is to be recovered from the subsidy amount payable to customer when such customers book refill.

In case of certain PMUY loans, the Company has determined that there is significant increase in the credit risk. The Company considers the probability of default upon initial recognition of the loan and whether there has been a significant increase in credit risk on an ongoing basis throughout each reporting period. It considers past experience and time elapsed since the last refill for determining probability of default on collective basis. The Company has categorized the PMUY loans wherein credit risk has increased significantly under various categories considering the likelihood of default based on time gap since last refill. ECL is provided @ 80% (2022: @ 80%) in case of time gap since last refill is more than 12 months but not exceeding 18 months, @ 90% (2022: @ 90%) in case of time gap is more than 18 months but not exceeding 24 months and @ 100% (2022: @100%) for those consumers who have not taken any refill more than 24 months. ECL is provided for the loans where the refill is taken within last 12 months based on experience ratio of more than 12 months as above. The PMUY loans are classified as credit impaired as on reporting date considering significant financial difficulty in case the customer has not taken any refill from past 24 months (2022: 24 months).

In case of other financial assets, there are certain credit impaired cases mainly due to breach of contract arising due to default or bankruptcy proceedings.

The movement in the loss allowance for impairment of financial assets at amortised cost during the year was as follows:**(₹ in crore)**

(2022-23)	Opening Balance	ECL created during the year	ECL write Back	ECL written off/ Reclassifications*	Closing Balance
	A	B	C	D	(A+B+C+D)
Trade Receivables					
Expected credit losses	234.93	74.16	(0.53)	-	308.56
Specific Provision	177.43	53.59	(18.02)	(0.06)	212.94
Total	412.36	127.75	(18.55)	(0.06)	521.50
Loans					
12 Months ECL	196.91	44.62	-	-	241.53
Life Time ECL- not credit impaired	128.76	-	(20.01)	-	108.75
Life Time ECL- credit impaired	556.60	254.22	(0.85)	-	809.97
Total	882.27	298.84	(20.86)	-	1,160.25
Security Deposits					
12 Months ECL	-	-	-	-	-
Life Time ECL- not credit impaired	-	-	-	-	-
Life Time ECL- credit impaired	1.42	-	(0.06)	-	1.36
Total	1.42	-	(0.06)	-	1.36
Other Financial assets					
12 Months ECL	-	-	-	-	-
Life Time ECL- not credit impaired	-	-	-	-	-
Life Time ECL- credit impaired	241.83	6.62	(16.81)	(0.03)	231.61
Total	241.83	6.62	(16.81)	(0.03)	231.61

* Net of translation difference amounting to NIL

NOTES TO CONSOLIDATED FINANCIAL STATEMENTS

NOTE - 41: FINANCIAL INSTRUMENTS AND RISK FACTORS (Contd..)

2021-22	(₹ in crore)				
	Opening Balance A	ECL created during the year B	ECL write Back C	ECL written off/ Reclassifications* D	Closing Balance (A+B+C+D)
Trade Receivables					
Expected Credit Loss	13.78	221.66	(0.51)	-	234.93
Specific Provision	598.23	17.60	(431.95)	(6.45)	177.43
Total	612.01	239.26	(432.46)	(6.45)	412.36
Loans					
12 Months ECL	327.04	-	(130.13)	-	196.91
Life Time ECL- not credit impaired	196.31	-	(67.55)	-	128.76
Life Time ECL- credit impaired	562.53	105.49	(111.42)	-	556.60
Total	1,085.88	105.49	(309.10)	-	882.27
Security Deposits					
12 Months ECL	-	-	-	-	-
Life Time ECL- not credit impaired	-	-	-	-	-
Life Time ECL- credit impaired	1.40	0.02	-	-	1.42
Total	1.40	0.02	-	-	1.42
Other Financial assets					
12 Months ECL	-	-	-	-	-
Life Time ECL- not credit impaired	71.56	-	(71.56)	-	-
Life Time ECL- credit impaired	217.57	35.32	(10.98)	(0.08)	241.83
Total	289.13	35.32	(82.54)	(0.08)	241.83

* Net of translation difference amounting to NIL.

C. Liquidity risk

The Group monitors its risk of shortage of funds using a liquidity planning tool. The Group seeks to manage its liquidity requirement by maintaining access to both short term and long term debt markets. In addition, Group has committed credit facilities from banks.

The Group's objective is to maintain a balance between continuity of funding and flexibility through the use of bank overdrafts, commercial papers, bank loans, debentures, and leases. The Group assessed the concentration of risk with respect to refinancing its debt and concluded it to be low. The Group has access to a sufficient variety of sources of funding.

The table below summarises the maturity profile of the Group's financial liabilities based on contractual payments.

	(₹ in crore)					
	On demand	Less than 3 months	3 to 12 months	1 to 5 years	> 5 years	Total
Year ended March 31, 2023						
Borrowings	10,517.35	18,448.60	47,835.93	55,093.22	8,219.72	1,40,114.82
Lease Obligations	-	1,043.45	1,341.90	2,978.58	3,498.33	8,862.26
Trade payables	2,556.46	52,177.64	-	-	-	54,734.10
Other financial liabilities	30,415.22	13,672.18	1,058.48	165.49	29.32	45,340.69
Derivatives	-	235.97	-	-	-	235.97
	43,489.03	85,577.84	50,236.31	58,237.29	11,747.37	2,49,287.84
Year ended March 31, 2022						
Borrowings	10,816.32	32,073.84	24,715.40	50,161.78	5,782.76	1,23,550.10
Lease Obligations	-	853.48	1,252.39	2,777.06	3,586.56	8,469.49
Trade payables	1,659.53	47,402.32	-	-	-	49,061.85
Other financial liabilities	27,106.90	13,053.34	4,234.32	189.79	15.32	44,599.67
Derivatives	-	307.81	-	-	-	307.81
	39,582.75	93,690.79	30,202.11	53,128.63	9,384.64	2,25,988.92

D. Excessive risk concentration

Concentrations arise when a number of counterparties are engaged in similar business activities, or activities in the same geographical region, or have economic features that would cause their ability to meet contractual obligations to be similarly affected by changes in economic, political or other conditions. Concentrations indicate the relative sensitivity of the Group's performance to developments affecting a particular industry.

NOTES TO CONSOLIDATED FINANCIAL STATEMENTS**NOTE - 41: FINANCIAL INSTRUMENTS AND RISK FACTORS (Contd..)**

In order to avoid excessive concentrations of risk, the Group's policies and procedures include specific guidelines to focus on the maintenance of a diversified portfolio. Identified concentrations of credit risks are controlled and managed accordingly.

E. Collateral

As Group has been rated investment grade by various domestic and international rating agencies, there has been no requirement of submitting any collateral for booking of derivative contracts. Group undertakes derivatives contract only with those counterparties that have credit rating above the internally approved threshold rating. Accordingly, Group does not seek any collaterals from its counterparties.

NOTE-42: CAPITAL MANAGEMENT

The primary objective of the Group's capital management is to maximise the shareholder value. Capital includes issued equity capital, share premium and all other equity reserves, attributable to the equity shareholders, for the purpose of the Group's capital management.

The Group manages its capital structure and makes adjustments in light of changes in economic conditions and requirements. The Group determines the capital requirement based on annual operating plans and long-term and other strategic investment plans. The Group may adjust the dividend payment to shareholders, return capital to shareholders or issue new shares to maintain or adjust the capital structure. The Group monitors capital using debt equity ratio, which is borrowings divided by Equity. The Group's endeavour is to keep the debt equity ratio around 1:1.

Particulars	(₹ in crore)	
	31-03-2023	31-03-2022
Borrowings	1,40,114.82	1,23,550.10
Equity Share Capital	13,771.56	9,181.04
Reserves and Surplus	1,29,442.78	1,25,945.61
Equity	1,43,214.34	1,35,126.65
Debt Equity Ratio	0.98 : 1	0.91 : 1

No changes were made in the objectives, policies or processes for managing capital during the financial year ended 31 March 2023 and 31 March 2022.

NOTE-43: DISCLOSURE ON GOVERNMENT GRANTS**A. Revenue Grants****1 Subsidies on sales of SKO (PDS) and LPG (Domestic)**

Subsidies on sales of SKO (PDS) and LPG (Domestic) in India amounting to ₹ 197.84 crore (2022: ₹ 154.21 crore) and subsidies on sales of SKO and LPG to customers in Bhutan amounting to ₹ 6.73 crore (2022: ₹ 6.44 crore) have been reckoned as per the schemes notified by Governments.

2 Export of Notified Goods under MEIS Claims/RoDTEP scheme

The Group has recognised ₹ 0.03 crore (2022: ₹ 3.64 crore) on export of notified goods under Merchandise Exports from India Scheme (MEIS)/Remission of Duties and Taxes on Exported Products (RoDTEP) scheme in the Statement of Profit and Loss as Revenue Grant.

3 Stipend to apprentices under NATS/NAPS scheme

As per Ministry of HRD, 50% of the cost of stipend for apprentices which are paid under National Apprenticeship Training Scheme (NATS) will be reimbursed to employer from Government subject to prescribed threshold limit. The Group has recognised grant in respect of stipend paid to apprentices appointed under National Apprenticeship Training Scheme (NATS) amounting to ₹ 9.49 crore (2022: ₹ 5.92 crore) as Revenue Grant.

4 Grant in respect of revenue expenditure for research projects

During the year, the Group has received revenue grant of ₹ 2.05 crore (2022: ₹ 1.62 crore) in respect of meeting out revenue expenditure such as Manpower, Consumables, Travel & Contingency etc for research projects undertaken with various agencies.

5 Incentive on sale of power

The Group is getting incentive from Department of Renewable Energy, GOI for wind power generation of Electricity at the rate of ₹ 0.50 paise for per unit of power generated. The Group has received grant of ₹ 2.19 crore during the current year (2022: ₹ 2.37 crore).

NOTES TO CONSOLIDATED FINANCIAL STATEMENTS

NOTE-43: DISCLOSURE ON GOVERNMENT GRANTS (Contd..)

6 EPCG Grant

Grant recognized in respect of duty waiver on procurement of capital goods under EPCG scheme of Central Govt. which allows procurement of capital goods including spares for pre production and post production at zero duty subject to an export obligation of 6 times of the duty saved on capital goods procured. The unamortized grant amount as at March 31, 2023 is ₹ 12.54 crore (2022: ₹ 8.29 crore). During the year, the Group has recognised NIL (2022: NIL) in the Statement of Profit and Loss as amortisation of revenue grant. The Group expects to meet the export obligations and therefore equivalent deferred grant has not been treated as liability.

7 Excise duty benefit in North East

Excise duty exemption of 50% of goods manufactured and cleared from north east refineries has been reckoned at full value in revenue and on net basis in expenses under 'Excise Duty' (to the extent of duty paid). Financial impact for the current year is ₹ 3886.45 crore (2022: ₹ 5426.43 crore).

8 Viability Gap Funding (VGF)

The Group has received grant in the form of interest free loans from Orissa Government for a period of 15 years. The unamortized grant amount as at March 31, 2023 is ₹ 2654.75 crore (2022: ₹ 2372.48 crore). During the year, the Group has recognised ₹ 208.56 crore (2022: ₹ 176.05 crore) in the Statement of Profit and Loss as amortisation of grants.

9 Grant for under-recoveries in Domestic LPG

The Parent Company has received one-time grant of ₹10,801.00 crore (2022: Nil) from Government of India for under-recoveries incurred on sale of Domestic LPG during FY 2021-22 and FY 2022-23 which is recognised as Revenue from Operations in the statement of Profit & Loss (Refer Note 23).

B. Capital Grants

1 OIIB Government Grant for strengthening distribution of SKO (PDS)

The Group has received government grant from OIIB (Oil Industry Development Board) for strengthening distribution of PDS Kerosene as per the directions of MoPNG to be used in construction of 20KL underground Tank, Mechanical Dispensing Units and Barrel Shed. The unamortized capital grant amount as at March 31, 2023 is ₹ 0.46 crore (2022: ₹ 0.59 crore). During the year, the Group has recognised ₹ 0.13 crore (2022: ₹ 0.17 crore) in Statement of Profit and Loss as amortisation of capital grants.

2 Capital Grant in respect of Excise duty, Custom duty and GST waiver

The Group has received grant in respect of Custom duty waiver on import on capital goods, Excise duty waiver and GST waiver on purchase of goods from local manufacturer in India under the certificate issued by Department of Scientific and Industrial Research (DSIR). The unamortized capital grant amount as at March 31, 2023 is ₹ 61.63 crore (2022: ₹ 75.59 crore) The goods so imported or procured from local manufacturer shall not be transferred or sold for a period of five years from date of installation. During the year, the Group has recognised ₹ 12.82 crore (2022: ₹ 11.70 crore) in the Statement of Profit and Loss as amortisation of capital grants. However, the scheme of GST concession on purchase of goods from local manufacturer under certificate issued by DSIR has been discontinued from 18.07.2022 and accordingly no new grant has been recognised thereafter in this regard.

3 Capital Grant in respect of Research projects

The Group has received capital grant from various agencies in respect of procurement/setting up of Capital assets for research projects undertaken. The unamortized capital grant amount as at March 31, 2023 is ₹ 7.45 crore (2022: ₹ 9.01 crore). During the year, the Group has recognised ₹ 2.14 crore (2022: ₹ 2.70 crore) in the Statement of Profit and Loss as amortisation of capital grants.

4 Capital Grant in respect of Entry Tax Exemption from Odisha Govt.

Entry Tax exemption received from Odisha Government for Paradip Refinery Project has been recognized as Capital Grant and grossed up with the concerned Assets. The unamortized capital grant amount as at March 31, 2023 is ₹ 94.88 crore (2022: ₹ 100.22 crore). During the year, the Group has recognised ₹ 5.34 crore (2022: ₹ 5.34 crore) in the Statement of Profit and Loss as amortisation of capital grants.

5 Capital Grant in respect of demonstration unit

Grant received from OIIB/CHT/USTDA for setting up units for Ethanol production from Refinery off gases/Ligno-cellulosic Biomass at Panipat Refinery. The unamortized capital grant amount as at March 31, 2023 is ₹ 311.92 crore (2022: ₹ 312.46 crore). During the year, the Group has recognised ₹ 0.54 crore (2022: NIL) in the Statement of Profit and Loss as amortisation of capital grants.

6 Capital Grant in respect of construction of units using Indigenous Technology

Grant received from OIIB for setting up of demonstration unit at Guwahati refinery with the Parent Company's R&D developed INDAdaptG technology. The unamortized capital grant amount as at March 31, 2023 is ₹ 61.30 crore (2022: ₹ 65.51 crore). During the year, the Group has recognised ₹ 4.21 crore (2022: ₹ 4.38 crore) in the Statement of Profit and Loss as amortisation of capital grants.

7 Capital Grant in respect of interest subsidy

The Group has received capital grant in respect of interest subsidy on loans taken from OIIB. The unamortized capital grant amount as at March 31, 2023 is ₹ 12.13 crore (2022: ₹ 16.31 crore). During the year, the Group has recognised ₹ 1.38 crore (2022: ₹ 2.03 crore) in the Statement of Profit and Loss as amortisation of capital grants.

NOTES TO CONSOLIDATED FINANCIAL STATEMENTS**NOTE-43: DISCLOSURE ON GOVERNMENT GRANTS (Contd..)****8 Capital Grant in respect of Solar Power Generation**

The Group has received capital financial assistance from Ministry of New and Renewable Energy in respect of procurement and installation of Solar Panels for Power Generation. The unamortized capital grant amount as at March 31, 2023 is ₹ 3.59 crore (2022: ₹ 3.78 crore). During the year, the Group has recognised ₹ 0.19 crore (2022: ₹ 0.19 crore) in the Statement of Profit and Loss as amortisation of capital grants.

9 Capital Grant from Nepal Government

The Group has received grant from Nepal Government by way of waiver of Local taxes on goods/services procured locally in Nepal and Import Duty for goods/services imported into Nepal. The Group has recognised ₹ 1.14 crore (2022: ₹ 1.12 crore) in Statement of Profit & Loss. The unamortized balance is ₹ 10.55 crore (2022: ₹ 11.69 crore).

10 Capital Grant for establishing EV Charging Station (EVCS) at Retail Outlets

The Parent Company has received grant from Ministry of Heavy Industries for establishing EV Charging stations (EVCS) at ROs under Faster Adoption and Manufacturing of Electric Vehicles (FAME) India Scheme Phase-II in March 2023. Out of total sanctioned amount of ₹ 364.00 crore, ₹ 254.80 crore is received in advance and balance amount will be received on commissioning of all EVCS and limited to actual cost incurred. Since the work has not started as on 31.03.2023, no amount is recognised in the statement of Profit and loss during the year. The unamortized balance as at March 31, 2023 is ₹ 254.8 crore (2022: NIL).

NOTE-44: REVENUE FROM CONTRACTS WITH CUSTOMERS

The Group is in the business of oil and gas and it earns revenue primarily from sale of petroleum products, petrochemicals, Gas, E&P and Others. Revenue is recognized when control of the goods and services is transferred to the customer.

Generally, Group enters into contract with customers:

- On delivered basis in case of Retail Sales, LPG and Aviation.
- On Ex-Marketing Installation as well as delivered basis in case of Lubes and Consumers.
- On FOB or CIF basis depending on terms of contract in case of Export sales.

Majority of Group's sales are to retail category which are mostly on cash and carry basis. Company also execute supply to Institutional Businesses (IB), Lubes, Aviation on credit which are for less than a year.

For maintaining uninterrupted supply of products, customers generally deposit amount in advance with the Group against which orders for purchase of products are placed by the customers. Based on these orders, supply is maintained by the Group and revenue is recognized when the goods are delivered to the customer by adjusting the advance from customers. Revenue in cases of performance obligation related to delivered sales are recognized in time based on delivery of identified and actual goods and no significant judgement is involved.

The Group also extends volume/slab based discounts to its customers on contract to contract basis for upliftment of products and it is adjusted in revenue as per the terms of the contract. Group also runs loyalty programmes and incentive schemes for its retail and bulk customers. Loyalty points are generated and accumulated by the customers on doing transactions at Company's outlet which can be redeemed subsequently for fuel purchases from Group outlets. Revenue is recognized net of these loyalty points and incentive schemes.

Besides this, though not significant, the Group also undertakes construction contracts on deposit basis. Revenue is recognized for these contracts over time using input based on cost incurred. Similarly non-refundable deposits received from Retail Outlets (ROs) are recognized as revenue over time on proportionate basis.

Bifurcation of Total Revenue into Revenue from contract with customers and other sources of revenue as per requirement of Ind AS is given below:

Particulars	(₹ in crore)	
	2022-23	2021-22
Total Revenue (A+D)	9,51,409.94	7,36,716.30
Revenue from contract with customers (A)	9,41,676.06	7,34,635.37
Recognised from contract liability balance of previous year (B)	4,379.37	3,714.04
Recognised from contracts initiated in current year (C)	9,37,296.69	7,30,921.33
Revenue from other contracts/from others (D)	9,733.88	2,080.93

An amount of ₹ 126.10 crore (2022: ₹226.45 crore) on account of impairment losses on receivables is recognised under the head Impairment Loss on Financial Assets on the face of Statement of Profit and Loss.

NOTES TO CONSOLIDATED FINANCIAL STATEMENTS**NOTE-44: REVENUE FROM CONTRACTS WITH CUSTOMERS (Contd..)**

The Group discloses information on reportable segment as per Ind AS 108 under Note 39 - Segmental Information. An amount of ₹ 628.94 crore (2022: ₹689.76 crore) is recognised over time under Revenue from contract with customers.

Particulars	(₹ in crore)		
	Receivables	Contract Asset	Contract Liability
Opening Balance	18,785.63	-	7,142.23
Closing Balance	16,345.03	-	6,512.81

The Group has applied practical expedient as per IndAS 115 in case of delivered sales, advance from customers where the performance obligation is part of the contract and the original expected duration is one year or less and in case of construction contracts/deposit works wherein the Group has a right to consideration from customer that correspond directly with the value of the entity's performance completed for the customer.

NOTE 45: STATEMENT OF SALIENT FEATURES OF THE FINANCIAL STATEMENT OF SUBSIDIARIES, JOINT VENTURES AND ASSOCIATES (FORM AOC - I)**Part "A": SUBSIDIARIES**

Sl. No.	(₹ in crore)							
	1	2	3	4	5	6	7	8
Name of the Subsidiary	Chennai Petroleum Corporation Limited	IndianOil (Mauritius) Limited	Lanka IOC PLC	IOC Middle East FZE	IOC Sweden AB	IOCL (USA) Inc.	IndOil Global BV.	IOCL Singapore PTE Limited
Date since when subsidiary was acquired	29.03.2001	24.10.2001	29.08.2002	19.04.2006	26.02.2010	01.10.2012	25.02.2014	13.05.2016
Reporting Currency	INR	MUR	LKR	AED	EURO	USD	CAD	USD
Exchange Rate (INR):								
Closing Rate as on 31.03.2023	-	1.8128	0.2515	22.3730	89.3919	82.1750	60.6562	82.1750
Average Rate 2022-23	-	1.8083	0.2276	21.8785	83.7408	80.4166	60.7463	80.4166
Share Capital	148.91	75.67	250.54	3.33	79.16	336.32	6,185.26	9,005.34
Other Equity	6,326.17	285.24	1,272.54	37.30	(24.13)	(195.44)	(1,885.21)	584.74
Liabilities	9,561.03	366.53	527.66	9.63	13.97	23.11	3,942.23	1,684.43
Total Liabilities	16,036.11	727.44	2,050.74	50.26	69.00	163.99	8,242.28	11,274.51
Total Assets	16,036.11	727.44	2,050.74	50.26	69.00	163.99	8,242.28	11,274.51
Investments	206.07	16.97	398.11	0.45	68.78	0.00	132.99	7,570.75
Turnover	90,801.11	2,393.00	6,406.66	272.03	0.00	31.86	946.13	2,205.64
Profit Before Taxation	4,806.42	16.19	1,016.45	(3.96)	(0.55)	15.44	215.61	521.04
Provision for Taxation	1,274.89	0.49	159.85	-	-	-	0.02	342.05
Profit After Taxation	3,531.53	15.70	856.60	(3.96)	(0.55)	15.44	215.59	178.99
Proposed Dividend	402.06	-	-	-	-	-	-	-
Percentage of shareholding	51.89%	100.00%	75.12%	100.00%	100.00%	100.00%	100.00%	100.00%

Abbreviations:

INR	Indian Rupees
MUR	Mauritian rupees
LKR	Srilankan Rupees
AED	United Arab Emirates Dirham
USD	United States Dollars
CAD	Canadian Dollars

NOTES TO CONSOLIDATED FINANCIAL STATEMENTS

NOTE 45: STATEMENT OF SALIENT FEATURES OF THE FINANCIAL STATEMENT OF SUBSIDIARIES, JOINT VENTURES AND ASSOCIATES (FORM AOC - I) (Contd..)

PART - "B" : JOINT VENTURES AND ASSOCIATES

1	Name of the Associates/Joint Ventures	IndianOil Adani Ventures Limited (Formerly known as Indian Oiltanking Limited)	Lubrizol India Private Limited	Indian Oil Petronas Private Limited	Green Gas Limited	Indian Oil Skytanking Private Limited	Suntera Nigeria 205 Limited
2	Latest Audited Balance Sheet Date	31.03.2023	31.03.2023	31.03.2023	31.03.2022	31.03.2023	31.12.2021
3	Date of which Associate or Joint Venture was associated or acquired	28.08.1996	01.04.2000	03.12.1998	07.10.2005	21.08.2006	09.05.2006
4	Shares of Associate/Joint Ventures held by the company on the year end						
	i. No.	494828289	499200	134000000	23047250	25950000	2500000
	ii. Amount of Investment in Associates/Joint Venture	723.98	61.71	134.00	23.09	73.28	0.05
	iii. Extent of Holding %	49.38%	26.00%	50.00%	49.98%	50.00%	25.00%
5	Description of how there is significant influence	Joint Control	Joint Control	Joint Control	Joint Control	Joint Control	Joint Control
6	Reason why the associate/joint venture is not consolidated	Consolidated	Consolidated	Consolidated	Consolidated	Consolidated	Consolidated
7	Networth attributable to Shareholding as per latest audited Balance Sheet	759.15	172.50	763.92	265.16	121.21	(225.59)
8	Profit/(Loss) for the year (After Tax)	108.78	52.07	249.25	17.53	78.17	(67.23)
	i. Considered in Consolidation	53.72	13.54	124.62	8.76	39.09	(16.81)
	ii. Not Considered in Consolidation	55.06	38.53	124.63	8.77	39.08	(50.42)

1	Name of the Associates/Joint Ventures	IndianOil Adani Gas Private Limited	Mumbai Aviation Fuel Farm Facility Private Limited	Kochi Salem Pipelines Private Limited	Indian Oil LNG Private Limited #	Hindustan Urvarak and Rasayan Limited
2	Latest Audited Balance Sheet Date	31.03.2023	31.03.2023	31.03.2023	31.03.2023	31.03.2022
3	Date of which Associate or Joint Venture was associated or acquired	04.10.2013	09.10.2014	22.01.2015	29.05.2015	15.06.2016
4	Shares of Associate/Joint Ventures held by the company on the year end					
	i. No.	653365000	52918750	550000000	4500	2295955000
	ii. Amount of Investment in Associates/Joint Venture	653.37	52.92	550.00	0.00	2295.96
	iii. Extent of Holding %	50.00%	25.00%	50.00%	45.00%	29.67%
5	Description of how there is significant influence	Joint Control	Joint Control	Joint Control	Joint Control	Joint Control
6	Reason why the associate/joint venture is not consolidated	Consolidated	Consolidated	Consolidated	Consolidated	Consolidated
7	Networth attributable to Shareholding as per latest audited Balance Sheet	657.59	102.26	534.54	(156.21)	2269.88
8	Profit/(Loss) for the year (After Tax)	36.09	32.01	(1.68)	4.38	(61.04)
	i. Considered in Consolidation	18.05	8.00	(0.84)	1.97	(18.11)
	ii. Not Considered in Consolidation	18.04	24.01	(0.84)	2.41	(42.93)

Value of Investment in Indian Oil LNG Private Limited is ₹45000.

Following associates or joint ventures are yet to commence operations:

- | | |
|---|--|
| i) NPCIL - IndianOil Nuclear Energy Corporation Limited | ii) Ratnagiri Refinery and Petro-chemicals Limited |
| iii) Indradhanush Gas Grid Limited | iv) IHB Limited |
| v) IOC Phinergy Private Limited | vi) Paradeep Plastic Park Limited |
| vii) Cauvery Basin Refinery and Petrochemicals Limited | |

Equity Consolidation in respect of following Jointly Controlled Entities have not been consolidated as the Management has decided to exit from these companies and provided for full diminution in the value of investment:

- | | |
|-------------------------|-----------------------------------|
| i) Petronet CI Limited. | ii) Indian Oil Ruchi Biofuels LLP |
|-------------------------|-----------------------------------|

(₹ in crore)

Delhi Aviation Fuel Facility Private Limited	Indian Synthetic Rubber Private Limited	NPCIL - IndianOil Nuclear Energy Corporation Limited	GSPL India Transco Limited	GSPL India Gasnet Limited	Indradhanush Gas Grid Limited	IndianOil Total Private Limited
31.03.2023	31.03.2023	31.03.2023	31.03.2023	31.03.2023	31.03.2023	31.03.2023
28.03.2010	06.07.2010	06.04.2011	29.03.2013	29.03.2013	10.08.2018	07.10.2020
60680000	222861375	260000	157820000	491925030	198000000	225000000
60.68	222.86	0.26	157.82	491.93	201.00	22.50
37.00%	50.00%	26.00%	26.00%	26.00%	20.00%	50.00%
Joint Control	Joint Control	Joint Control	Joint Control	Joint Control	Joint Control	Joint Control
Consolidated	Consolidated	Consolidated	Consolidated	Consolidated	Consolidated	Consolidated
95.96	370.33	0.39	88.17	458.89	197.48	22.57
23.09	133.04	0.05	(11.85)	(158.36)	7.35	3.13
8.54	66.52	0.01	(3.08)	(41.17)	1.47	1.57
14.55	66.52	0.04	(8.77)	(117.19)	5.88	1.56

(₹ in crore)

Ratnagiri Refinery & Petrochemicals Limited	IHB Limited	IOC Phinergy Private Limited	Paradeep Plastic Park Limited	Avi-Oil India Private Limited	Petronet VK Limited	Petronet LNG Limited	Petronet India Limited
31.03.2023	31.03.2023	31.03.2023	31.03.2022	31.03.2023	31.03.2023	31.03.2023	31.03.2023
22.09.2017	09.07.2019	19.02.2021	09.03.2021	04.11.1993	21.05.1998	02.04.1998	26.05.1997
100000000	1529000000	1717500	32720000	4500000	50000000	187500000	18000000
100.00	1529.00	1.72	32.72	4.50	26.02	98.75	0.18
50.00%	50.00%	50.00%	49.00%	25.00%	50.00%	12.50%	18.00%
Joint Control	Joint Control	Joint Control	Joint Control	Associate	Associate	Associate	Associate
Consolidated	Consolidated	Consolidated	Consolidated	Consolidated	Consolidated	Consolidated	Consolidated
55.94	1525.43	0.53	57.54	22.29	-	1908.07	0.47
(6.94)	(4.99)	(1.93)	0.24	16.14	(8.98)	3325.82	-
(3.47)	(2.50)	(0.97)	0.12	4.04	-	415.73	-
(3.47)	(2.49)	(0.96)	0.12	12.10	(8.98)	2910.09	-

NOTES TO CONSOLIDATED FINANCIAL STATEMENTS

NOTE - 46: ADDITIONAL INFORMATION FOR CONSOLIDATED FINANCIAL STATEMENTS AS PER SCHEDULE - III TO COMPANIES ACT, 2013

Name of the Entity	Net Assets		Share in Profit/(loss) after Tax		Share in Other Comprehensive Income		Share in Total Comprehensive Income	
	As % of Total	Amount (₹ in crore)	As % of Total	Amount (₹ in crore)	As % of Total	Amount (₹ in crore)	As % of Total	Amount (₹ in crore)
Indian Oil Corporation Limited	96.45%	1,34,757.54	84.17%	8,241.82	488.40%	(1,463.73)	71.41%	6,778.09
Subsidiaries:								
Indian								
Chennai Petroleum Corporation Limited	4.63%	6,475.08	36.07%	3,531.53	4.47%	(13.40)	37.06%	3,518.13
Foreign								
IndianOil (Mauritius) Limited	0.26%	360.91	0.16%	15.70	(5.95%)	17.83	0.35%	33.53
Lanka IOC PLC	1.09%	1,523.08	8.75%	856.60	(23.85%)	71.48	9.78%	928.08
IOC Middle East FZE	0.03%	40.63	(0.04%)	(3.96)	(1.13%)	3.39	(0.01%)	(0.57)
IOC Sweeden AB	0.04%	55.03	(0.01%)	(0.55)	14.20%	(42.56)	(0.45%)	(43.11)
IOCL (USA) Inc.	0.10%	140.88	0.16%	15.44	(3.35%)	10.05	0.27%	25.49
IndOil Global BV.	3.08%	4,300.05	2.20%	215.59	(45.18%)	135.41	3.70%	351.00
IOCL Singapore PTE Limited	6.86%	9,590.08	1.83%	178.97	(332.45%)	996.35	12.38%	1,175.32
Less: Minority Interests in all subsidiaries	2.50%	3,494.10	19.53%	1,912.14	(3.78%)	11.34	20.26%	1,923.48
Joint Ventures:								
Indian								
IndianOil Adani Ventures Limited (Formerly known as Indian Oiltanking Limited)	0.54%	759.15	0.55%	53.72	(0.07%)	0.21	0.57%	53.93
Lubrizol India Private Limited	0.12%	172.50	0.14%	13.54	(0.82%)	2.47	0.17%	16.01
Indian Oil Petronas Private Limited	0.55%	763.92	1.27%	124.62	0.03%	(0.10)	1.31%	124.52
Green Gas Limited	0.19%	265.16	0.09%	8.76	-	0.01	0.09%	8.77
Indian Oil Skytanking Private Limited	0.09%	121.21	0.40%	39.09	(0.13%)	0.40	0.42%	39.49
Delhi Aviation Fuel Facility Private Limited	0.07%	95.96	0.09%	8.54	-	-	0.09%	8.54
Indian Synthetic Rubber Private Limited	0.27%	370.33	0.68%	66.52	0.13%	(0.38)	0.70%	66.14
Indian Oil Ruchi Biofuels LLP	-	-	-	-	-	-	-	-
NPCIL - IndianOil Nuclear Energy Corporation Limited	-	0.39	-	0.01	-	-	-	0.01
GSPL India Transco Limited	0.06%	88.17	(0.03%)	(3.08)	-	(0.01)	(0.03%)	(3.09)
GSPL India Gasnet Limited	0.33%	458.89	(0.42%)	(41.17)	0.10%	(0.29)	(0.44%)	(41.46)
IndianOil Adani Gas Private Limited	0.47%	657.59	0.18%	18.05	-	0.01	0.19%	18.06
Mumbai Aviation Fuel Farm Facility Private Limited	0.07%	102.26	0.08%	8.00	-	-	0.08%	8.00
Kochi Salem Pipelines Private Limited	0.38%	534.54	0.01%	(0.84)	-	0.01	(0.01%)	(0.83)
IndianOil LNG Private Limited	(0.11%)	(156.21)	0.02%	1.97	(0.01%)	0.02	0.02%	1.99
Hinduatan Urvarak and Rasayan Limited	1.62%	2,269.88	(0.18%)	(18.11)	(0.01%)	0.03	(0.19%)	(18.08)
Ratnagiri Refinery & Petrochemicals Limited	0.04%	55.94	(0.04%)	(3.47)	-	-	(0.04%)	(3.47)
Indradhanush Gas Grid Limited	0.14%	197.48	0.02%	1.47	-	-	0.02%	1.47
IHB Limited	1.09%	1,525.43	(0.03%)	(2.50)	-	-	(0.03%)	(2.50)
IndianOil Total Private Limited	0.02%	22.57	0.02%	1.57	-	(0.01)	0.02%	1.56
IOC Phinergy Private Limited	-	0.53	(0.01%)	(0.97)	-	-	(0.01%)	(0.97)
Paradeep Plastic Park Limited	0.04%	57.54	-	0.12	-	-	-	0.12

NOTES TO CONSOLIDATED FINANCIAL STATEMENTS

NOTE - 46: ADDITIONAL INFORMATION FOR CONSOLIDATED FINANCIAL STATEMENTS AS PER SCHEDULE - III TO COMPANIES ACT, 2013 (Contd..)

Name of the Entity	Net Assets		Share in Profit/(loss) after Tax		Share in Other Comprehensive Income		Share in Total Comprehensive Income	
	As % of Total	Amount (₹ in crore)	As % of Total	Amount (₹ in crore)	As % of Total	Amount (₹ in crore)	As % of Total	Amount (₹ in crore)
Foreign								
Suntera Nigeria 205 Limited	(0.16%)	(225.59)	(0.17%)	(16.81)	5.52%	(16.54)	(0.35%)	(33.35)
Associates:								
Indian								
Avi-Oil India Private Limited	0.02%	22.29	0.04%	4.04	-	(0.01)	0.04%	4.03
Petronet VK Limited	-	-	-	-	-	-	-	-
Petronet LNG Limited	1.37%	1,908.07	4.25%	415.73	0.18%	(0.54)	4.37%	415.19
Petronet India Limited	-	0.47	-	-	-	-	-	-
Intra Group Eliminations	(17.25%)	(24,097.41)	(20.69%)	(2,025.68)	(3.86%)	11.54	(21.22%)	(2,014.14)
Total	100.00%	1,39,720.24	100.00%	9,792.12	100.00%	(299.70)	100.00%	9,492.42

Notes:

- Figures in respect of Joint Operations as mentioned in Note 34 have been included in the financial statements of Indian Oil Corporation Ltd & Subsidiary Companies and in respect of other Joint Ventures/Associates of Subsidiary Companies, the same has been included in the financial statements of respective subsidiary company.
- Following Companies have not been consolidated in the consolidated financial statements as the Management has decided to exit from these Entities and provided for full diminution in value of investment:
 - Petronet CI Limited
 - Indian Oil Ruchi Biofuels LLP
- Group's share of loss in Petronet VK Limited amounting to ₹4.49 crore (2022: loss of ₹4.35 crore) has not been recognised as the company has accumulated losses as on 31.03.2023. The Group's share of unaccounted accumulated losses as on 31st March 2023 stands at ₹64.91 crore (2022: ₹60.42 crore).

NOTE-47: SCHEDULE III ADDITIONAL REGULATORY INFORMATION

Relationship with Struck off Companies

(Amount in ₹)

Name of the struck off company	Nature of transactions with struck off company	Balance outstanding	
		March 31, 2023	March 31, 2022
3i Computers Private Limited	Payables	11,300	11,300
Adiansh Engineers Private Limited	Payables	4,737	-
Aditya Inkjet Technologies Private Limited	Payables	1,892	1,892
Airborne Aero Services Private Limited	Payables	-	42,026
Amstar Infrastructure India Private Limited	Payables	1,690	1,98,270
Aoa Energy International Private Limited	Payables	52,900	52,900
Argus Media	Payables	-	-
Arvind Singh Consultants Private Limited	Payables	-	-
Bharati Instrumentation Private Limited	Payables	52	52
Cape Valour Services Private Limited	Payables	31,81,569	31,66,383
Chauhan Transport Private Limited	Payables	1,81,296	1,87,500
CIG Softech India Limited	Payables	(40,500)	-
DLS Enterprises Private Limited	Payables	-	-
Elite Octane Motoring Private Limited	Payables	-	-
First Office Solutions India Private Limited	Payables	14,100	14,100
Gmplus Engineering Private Limited	Payables	-	-
Grand Marshall Engineers Private Limited	Payables	12,537	12,537
Hotel Dynasty	Payables	7,680	52,573

NOTES TO CONSOLIDATED FINANCIAL STATEMENTS

NOTE-47: SCHEDULE III ADDITIONAL REGULATORY INFORMATION (Contd..)

(Amount in ₹)

Name of the struck off company	Nature of transactions with struck off company	Balance outstanding	
		March 31, 2023	March 31, 2022
Informatics E-Tech India Limited	Payables	12,790	-
Kamrupinyae Infrastructures Private Limited	Payables	(6,57,101)	3,22,156
Kingpin Infratech Private Limited	Payables	15,056	-
Linear Point Surveys Private Limited	Payables	(1,440)	-
Maurya Software Private Limited	Payables	-	-
Maypri Foods Private Limited	Payables	-	-
Microsys Technoware Solutions Private Limited	Payables	-	-
Murthy Electronics (P) Limited	Payables	2,541	2,541
Padavi Engineers & Pressure Vessels Limited	Payables	34,545	34,545
Paonta Technologies & Solutions Private Limited	Payables	5,520	5,520
Parihat Ventures Private Limited	Payables	-	-
Risknowlogy Solutions Private Limited	Payables	6,900	6,900
Shree Sai IP Consultant Private Limited	Payables	-	-
Shree Salasar Rent A Car Private Limited	Payables	35,871	35,871
Shubhgayatri Ventures(OPC) Private Limited	Payables	4,86,365	1,50,700
Singh Satyam Private Limited	Payables	-	14,800
Sirius Transtech Private Limited	Payables	28,570	66,220
SKPEI Engineerng Works Private Limited	Payables	25,497	26,154
Spacescape Design Consultants Private Limited	Payables	1,08,550	1,08,550
Spectacular Advertising & Events Private Limited	Payables	10,931	10,931
Techtrix Controls Chennai Private Limited	Payables	2,01,143	1,30,902
Unique Energies Private Limited	Payables	8,175	8,175
Vidhoo Industrial Service Private Limited	Payables	2,107	2,107
Waaree Mm Petro Tech Private Limited	Payables	2,74,634	2,74,634
ASPEN Technology INC.	Payables	-	-
Arun Services Private Limited	Payables	-	48,402
Polycab Wires and Cables Private Limited	Payables	-	-
Alliance Aviation Private Limited	Payables	-	-
MCOG Engineering And Fabrication Private Limited	Payables	-	-
The National Sugar Mills Limited	Receivables	92,621	35,280
Sri Anjaneya Agro Tech Private Limited	Receivables	-	-
Amaan Enterprises Private Limited	Receivables	-	-
Aprajeeta Infra Developers Private Limited	Receivables	(1,395)	(1,395)
Birendra Nag Construction Private Limited	Receivables	(900)	(900)
Brijwasi Shine Chem Private Limited	Receivables	-	-
Chenari Construction Private Limited	Receivables	-	-
Dalhousie Jute Co Limited	Receivables	(3,07,022)	(3,26,345)
Dant Kali Construction Private Limited	Receivables	-	-
Deo Narayan Pawan Construction Private Limited	Receivables	-	-
Dharamveer Construction & Infra Private Limited	Receivables	(12,073)	(12,073)
Durga Materials & Const Private Limited	Receivables	-	-
Eco E Waste Recyclers India Private Limited	Receivables	-	-
Ekta Enterprises Private Limited	Receivables	-	(73,780)
Emanar Enterprise Private Limited	Receivables	-	-
Gabharu Infracon Private Limited	Receivables	-	(56,804)
Idha E Tail Arks Private Limited	Receivables	65	65
Kamaljeet Singh Ahluwalia Private Limited	Receivables	(12,83,348)	(14,84,166)
KDC Infra Projects Private Limited	Receivables	-	1,08,500

NOTES TO CONSOLIDATED FINANCIAL STATEMENTS

NOTE-47: SCHEDULE III ADDITIONAL REGULATORY INFORMATION (Contd..)

(Amount in ₹)

Name of the struck off company	Nature of transactions with struck off company	Balance outstanding	
		March 31, 2023	March 31, 2022
Khazina Digital Private Limited	Receivables	(5,07,000)	(5,07,000)
Kumar Engicon & Agency Private Limited.	Receivables	-	-
Palamu & Shivam Construction Private Limited	Receivables	-	-
R & S Construction Private Limited	Receivables	-	-
R K Mishra And Co Private Limited	Receivables	(32,84,982)	(33,31,327)
R.K.Exports Private Limited	Receivables	(1,14,478)	(2,01,188)
RC Residency Private Limited	Receivables	-	-
Reliance Cements Private Limited	Receivables	(10,90,094)	(21,22,338)
Rotoline Tanks Private Limited	Receivables	(4,954)	(163)
Rudra Parwati Engineering Private Limited	Receivables	(2,523)	-
Salai Energy Solutions Private Limited	Receivables	(4,23,767)	(3,86,890)
Singh Brothers Construction Private Limited	Receivables	(1,111)	(1,111)
Singh Leading Engicons Private Limited	Receivables	-	-
Sri Ram Technocrate Private Limited	Receivables	-	-
Srivaru Exim Private Limited	Receivables	-	-
The Barnagore Jute Fcty Plc.	Receivables	(1,29,776)	(1,75,043)
Trishul & Om Construction Private Limited	Receivables	-	-
Vacha Energy Ventures Private Limited	Receivables	-	-
Yumiko Global Infratech Private Limited	Receivables	(5,000)	(5,000)
Zeba Construction & Dev Private Limited	Receivables	-	-
Shares Held By Investors*	Investment	0	0

*Details of Struck-off investors holding equity shares in the Parent Company:

Name of the struck off company	31.03.2023		31.03.2022	
	No. of shares held	Paid up Share Capital (In ₹)	No. of shares held	Paid up Share Capital (In ₹)
Kothari Intergroup Ltd.	42	420.00	28	280.00
Jsk Finvest Pvt. Ltd.	648	6,480.00	432	4,320.00
Market Probe India Private Limited	30	300.00	20	200.00
Raghukul Shares India Pvt Ltd	3	30.00	2	20.00
Haresh Extrusion Company Private Limited	1,188	11,880.00	792	7,920.00
Hermoine Financial Solutions Private Limited	600	6,000.00	400	4,000.00
Aakil Leasing Ltd	120	1,200.00	80	800.00
Redhill Iron & Steel Private Limited	150	1,500.00	100	1,000.00

Note: The Group does not have any relationship with the above mentioned struck-off companies.

NOTE-48: ADDITIONAL DISCLOSURES BY GROUP COMPANIES

1 Impairment loss in respect of Cauvery Basin Refinery

The CPCL (Subsidiary) has refineries at two locations viz., Manali and Nagapattinam (Cauvery Basin Refinery – CBR). The operations of the CBR unit have been stopped from 01.04.2019. Accordingly, the value in use was negative and, the recoverable value of the asset was reviewed and it was estimated that there would not be any recoverable value for the same and impairment loss was recognised.

Some of the Assets to the extent of gross block of ₹ 17.09 crore and accumulated depreciation of ₹ 11.00 crore in respect of which impairment to the extent of ₹ 6.09 crore was provided, has been dismantled and scrapped during the year. Impairment provision of ₹ 93.66 crore is continued in respect of the balance assets.

NOTES TO CONSOLIDATED FINANCIAL STATEMENTS

NOTE-49: OTHER DISCLOSURES

1 In order to provide clean cooking fuel to BPL families, Government has approved "Pradhan Mantri Ujjwala Yojana (PMUY)" scheme where free LPG connections are issued by Oil Marketing Companies (OMCs) to the women belonging to the Below Poverty Line (BPL) households as per SECC -2011 (Rural) database. The scheme was launched on May 1, 2016. As per the scheme, the initial cost towards connection charges (Refundable deposit) would be borne by the Central Government for each card holder. Few State Governments have also extended this scheme to other beneficiaries. As per the scheme, OMCs would provide an option for EMI/ Loans towards cost of burner and 1st refill to the PMUY consumers. The loan amount is to be recovered from the subsidy amount payable by the government to the customers on each refill sale. During the year, discounting of the loan has been done based on assumption of average refills in a year and average subsidy rate per cylinder under respective range of subsidy buckets.

The amount of outstanding as at March 31, 2023 towards PMUY claim from Central Government is ₹ 46.30 crore (2022: ₹ 8.63 crore) and loan to PMUY consumers is ₹ 2567.27 crore (2022: ₹ 2770.67 crore) (net of recovery through subsidy). Against the above loan, a provision for doubtful loans amounting to ₹ 766.38 crore (2022: ₹ 601.46 crore) has been created as at March 31, 2023 against the beneficiaries who have not taken any refill for more than 12 months based on expected credit loss(ECL) model and applying experience factor based on experience ratio of doubtful provision on more than 12 months to the loans in less than 12 month category. (Also refer Credit Risk under Note 40)

The Group has remeasured the gross carrying amount of PMUY loan as at Balance Sheet date based on revised estimated future contractual cash flows resulting in reduction in PMUY loans by ₹ 41.51 crore (2022: ₹ 489.00 crore) which has been charged to Statement of Profit and Loss in Note - 29.1 under the head "Amortisation and Remeasurement of PMUY Assets"

- 2 Pursuant to the Board approval for formation of a Joint Venture company between Indian Oil Corporation Ltd (Parent Company) and Coal India Ltd for transfer of explosives business to the said venture Company on slump sale basis at a value of ₹ 311.00 crore (Net Assets WDV of ₹ 132.00 crore as at March 31, 2022), consent of Niti Ayog was initially received for formation of the JV vide letter dated April 27, 2018. However, the formation of the JV is not carried forward on account of subsequent communication dated July 11, 2018 from MoPNG. The matter is under deliberation and accordingly, the explosive business continues to be in operation as at March 31, 2023. The Net Asset WDV of the business as at March 31, 2023 is ₹ 79.70 crore.
- 3 During the FY 2022-23, the Parent Company has recognised an arbitration award in its favour in a case between the Parent Company & Nayara Energy Limited ("NEL", formerly known as Essar Oil Ltd.). NEL has paid Take or Pay ("ToP") liability amounting to ₹288.62 crore and interest thereon amounting to ₹483.81 crore. Additionally, the Parent Company had already encashed bank guarantee amounting to ₹186.00 crore. As per the award NEL has make-up gas right for ToP payments and accordingly ₹474.62 crore has been accounted for as "Advance from Customers" under Current Non- Financial liability. The Parent Company has accounted ₹483.81 crore under the head interest income.
- 4 During the FY 2022-23, the Parent Company was not able to utilise the committed capacity booked for calendar year 2022 as per regasification agreement dated January 29, 2014 with Petronet LNG Limited (PLL). Hence, PLL has raised invoice for such unused capacity as "Pay for, if not used obligation" amounting to ₹227.08 crore for Contract Year 2022 as per terms and conditions of the Contract. The Parent Company has provided for such regasification charges under the head miscellaneous expenses in Note-29.1.
- 5 During certain periods of Financial Year 2019-20, retail selling prices of domestic LPG cylinders were lower than desired rates, resulting in reduced sales realisation. This difference in realisation relating to DBTL customers amounting to ₹305.40 crore was claimed from Government of India, along with subsidy under PAHAL (DBTL) Scheme 2014. As the claim has not yet been approved, the Parent Company has derecognised the same during Financial Year 2022-23 and shown under "Net Loss on de-recognition of Financial Assets at Amortised Cost.
- 6 A Memorandum of Understanding (MoU) entered between the Parent Company and the Government of India, setting various performance parameters for the Parent Company including capital expenditure (Capex) by the group. In this regard, the amount of Capex on major capital projects and creation of additional facilities by the Parent Company, subsidiary and its proportionate share of similar Capex by its Joint Ventures and Associates during the financial year 2022-23 are given below:

NOTES TO CONSOLIDATED FINANCIAL STATEMENTS

NOTE-49: OTHER DISCLOSURES (Contd..)

(₹ in crore)			
Name of the Company/ Subsidiary	Total Capex	IOCL Share (%)	IOCL Share
Indian Oil Corporation Limited	36,440.60		36,440.60
Chennai Petroleum Corporation Limited	654.06	51.89	339.39
Indian Oil (Mauritius) Limited	15.56	100.00	15.56
Lanka IOC PLC	11.17	75.12	8.39
IOC Middle East FZE	0.05	100.00	0.05
IOCL (USA) Inc	16.47	100.00	16.47
Ind Oil Global BV	712.14	100.00	712.14
IOC Singapore Pte Limited	916.10	100.00	916.10
Proportionate Capex by Joint Ventures & Associates listed in Note 33B	3,617.28		3,617.28
Total Capex by IOCL and its Subsidiaries and proportionate share of Joint Ventures & Associates	42,383.43		42,065.98

- 7 Purchase of crude oil from Panna Mukta and some other small oilfields has been accounted for provisionally pending finalisation of agreements with respective parties. The management estimates that no significant adjustments will arise upon finalisation of these agreements.
- 8 There are no other significant subsequent events that would require adjustments or disclosures in the Financial Statements as at Balance Sheet date, other than those disclosed above.
- 9 Previous year's comparative figures have been regrouped wherever necessary. Figures in brackets indicate deductions/losses.

For and on Behalf of Board of Directors

Sd/-
(S. M. Vaidya)
Chairman
DIN- 06995642

Sd/-
(V Satish Kumar)
Director (Marketing)
DIN- 09322002

Sd/-
(Sanjay Kaushal)
Chief Financial Officer

Sd/-
(Kamal Kumar Gwalani)
Company Secretary
ACS-13737

As per our attached Report of even date

For G.S.MATHUR & CO.
Chartered Accountants
(Firm Regn. No. 008744N)

For K C MEHTA & CO LLP
Chartered Accountants
(Firm Regn. No.
106237W / W100829)

For SINGHI & CO.
Chartered Accountants
(Firm Regn. No. 302049E)

For S R B & ASSOCIATES
Chartered Accountants
(Firm Regn. No. 310009E)

Sd/-
(Rajiv Kumar Wadhawan)
Partner
M.No. 091007

Sd/-
(Vishal P Doshi)
Partner
M.No. 101533

Sd/-
(Pradeep Kumar Singhi)
Partner
M. No. 050773

Sd/-
(Rajib Sekhar Sahoo)
Partner
M. No. 053960

Place: New Delhi

Dated: 16th May 2023

COMMENTS OF THE COMPTROLLER AND AUDITOR GENERAL OF INDIA UNDER SECTION 143(6)(b) OF THE COMPANIES ACT, 2013 ON THE FINANCIAL STATEMENTS OF INDIAN OIL CORPORATION LIMITED FOR THE YEAR ENDED 31 MARCH 2023

The preparation of financial statements of Indian Oil Corporation Limited for the year ended 31 March 2023 in accordance with the financial reporting framework prescribed under the Companies Act, 2013 (Act) is the responsibility of the management of the company. The statutory auditors appointed by the Comptroller and Auditor General of India under section 139(5) of the Act are responsible for expressing opinion on the financial statements under section 143 of the Act based on independent audit in accordance with the standards on auditing prescribed under section 143(10) of the Act. This is stated to have been done by them vide their Audit Report dated 16 May 2023.

I, on behalf of the Comptroller and Auditor General of India, have conducted a supplementary audit of the financial statements of Indian Oil Corporation Limited for the year ended 31 March 2023 under Section 143(6)(a) of the Act. This supplementary audit has been carried out independently without access to the working papers of the statutory auditors and is limited primarily to inquiries of the statutory auditors and company personnel and a selective examination of some of the accounting records.

On the basis of my supplementary audit nothing significant has come to my knowledge which would give rise to any comment upon or supplement to statutory auditors' report under section 143(6)(b) of the Act.

**For and on behalf of the
Comptroller & Auditor General of India**

**Sd/-
(Sanjay K. Jha)
Director General of Audit (Energy)
New Delhi**

**Place: New Delhi
Dated: 14-07-2023**

COMMENTS OF THE COMPTROLLER AND AUDITOR GENERAL OF INDIA UNDER SECTION 143(6)(b) READ WITH SECTION 129(4) OF THE COMPANIES ACT, 2013 ON THE CONSOLIDATED FINANCIAL STATEMENTS OF INDIAN OIL CORPORATION LIMITED FOR THE YEAR ENDED 31 MARCH 2023

The preparation of consolidated financial statements of Indian Oil Corporation Limited for the year ended 31 March 2023 in accordance with the financial reporting framework prescribed under the Companies Act, 2013 (Act) is the responsibility of the management of the company. The statutory auditors appointed by the Comptroller and Auditor General of India under section 139(5) read with section 129(4) of the Act is responsible for expressing opinion on the financial statements under section 143 read with section 129(4) of the Act based on independent audit in accordance with the standards on auditing prescribed under section 143(10) of the Act. This is stated to have been done by them vide their Audit Report dated 16 May 2023.

I, on behalf of the Comptroller and Auditor General of India, have conducted a supplementary audit of the consolidated financial statements of Indian Oil Corporation Limited for the year ended 31 March 2023 under section 143(6)(a) read with section 129(4) of the Act. We conducted a supplementary audit of financial statements of companies mentioned in Annexure A, but did not conduct supplementary audit of financial statements of companies mentioned in Annexure B for the year ended on that date. Further, section 139(5) and 143(6) (a) of the Act are not applicable to the Companies mentioned in the Annexure C being private entities/ entities incorporated in foreign countries under the respective laws, for appointment of their Statutory Auditors and for conduct of supplementary audit. Accordingly, Comptroller and Auditor General of India has neither appointed the Statutory Auditors nor conducted the supplementary audit of these companies. This supplementary audit has been carried out independently without access to the working papers of the statutory auditors and is limited primarily to inquiries of the statutory auditors and company personnel and a selective examination of some of the accounting records.

On the basis of my supplementary audit, nothing significant has come to my knowledge which would give rise to any comment upon or supplement to statutory auditors' report under section 143(6)(b) of the Act.

**For and on behalf of the
Comptroller & Auditor General of India**

Sd/-

(Sanjay K. Jha)

Director General of Audit (Energy)

New Delhi

**Place: New Delhi
Dated: 14-07-2023**

Annexure-A

Name of the Company/Subsidiaries/JVs/Associate Companies of which supplementary audit has been conducted by the Comptroller and Audit General of India:

Sl. No.	Name of the Subsidiary/Joint Venture/Associates	Type of the Company
1.	Indian Oil Corporation Limited	Holding Company
2.	Chennai Petroleum Corporation Limited	Subsidiary
3.	Mumbai Aviation Fuel Farm Facility Private Limited	Joint Venture
4.	GSPL India Transco Limited	Joint Venture
5.	GSPL India Gasnet Limited	Joint Venture
6.	Kochi Salem Pipeline Private Limited	Joint Venture
7.	Hindustan Urvarak & Rasayan Limited	Joint Venture
8.	Indradhanush Gas Grid Limited	Joint Venture
9.	IHB Limited	Joint Venture
10.	Delhi Aviation Fuel Facility Private Limited	Joint Venture
11.	NPCIL-IndianOil Nuclear Energy Corporation Limited	Joint Venture

Annexure-B

Name of the Company/Subsidiaries/JVs/Associate Companies of which supplementary audit has not been conducted by the Comptroller and Audit General of India:

Sl. No.	Name of the Joint Venture	Type of the Company
1.	Green Gas Limited	Joint Venture
2.	Ratnagiri Refinery and Petrochemicals Limited	Joint Venture
3.	Paradeep Plastic Park Limited	Joint Venture
4.	Petronet VK Limited	Associate

Annexure-C

i) List of all JVs/Associate Companies to which Section 139(5) and 143(6)(a) of Companies Act are not applicable:

i) Private entities:

Sl. No.	Name of the Joint Venture/Associates	Type of the Company
1.	Petronet LNG Limited	Associate Company
2.	IndianOil Adani Ventures Limited	Joint Venture
3.	Indian Oil Petronas Private Limited	Joint Venture
4.	Lubrizol India Private Limited	Joint Venture
5.	Avi-Oil India Private Limited	Associate Company
6.	Indian Oil Skytanking Private Limited	Joint Venture
7.	Indian Synthetic Rubber Private Limited	Joint Venture
8.	Indian Oil Adani Gas Private Limited	Joint Venture
9.	Indian Oil LNG Private Limited	Joint Venture
10.	Indian Oil Total Private Limited	Joint Venture
11.	IOC Phinergy Private Limited	Joint Venture

ii) Entities incorporated outside India:

Sl. No.	Name of the Joint Venture/Associates	Type of the Company
1.	Indian Oil (Mauritius) Limited	Subsidiary
2.	Lanka IOC PLC	Subsidiary
3.	IOC Middle East FZE	Subsidiary
4.	IOC Sweden AB	Subsidiary
5.	IOCL (USA) Inc.	Subsidiary
6.	IndOil Global B.V.	Subsidiary
7.	IOCL Singapore Pte Limited	Subsidiary
8.	Suntera Nigeria 205 Limited	Joint Venture



IndianOil

Indian Oil Corporation Limited

[CIN - L23201MH1959GOI011388]

Regd. Office: 'IndianOil Bhavan', G-9, Ali Yavar Jung Marg, Bandra (E), Mumbai - 400051

Tel: 022-26447327, Email Id: investors@indianoil.in, Website: www.iocl.com

NOTICE

NOTICE is hereby given that the 64th Annual General Meeting ("**AGM**") of the members of Indian Oil Corporation Limited ("**IndianOil**" / "**Company**") will be held on **Friday, August 25, 2023 at 10:30 AM** (IST) through Video Conference / Other Audio Visual Means ("**VC/OAVM**") to transact the business mentioned below. The proceedings of the AGM shall be deemed to be conducted at the Registered Office of the Company at IndianOil Bhavan, G-9, Ali Yavar Jung Marg, Bandra (East), Mumbai - 400051.

ORDINARY BUSINESS

- To receive, consider and adopt the Audited Standalone as well as Consolidated Financial Statements of the Company for the year ended March 31, 2023 together with Reports of the Directors and the Auditors thereon.
- To declare the Final Dividend of ₹ 3/- per equity share for the year 2022-2023.
- To appoint a Director in place of Shri Satish Kumar Vaduguri (DIN - 09322002) who retires by rotation and is eligible for reappointment.

SPECIAL BUSINESS

- To increase the Authorized Share Capital of the Company and amend the Capital clause in the Memorandum of Association & Articles of Association of the Company.**

To consider and if thought fit, to pass the following Resolution as **Special Resolution**:

"RESOLVED THAT pursuant to the provisions of Section 13, 14 and 61 and other applicable provisions, if any, of the Companies Act, 2013 and the rules made thereunder and in terms of applicable provisions of the SEBI (Listing Obligations & Disclosure Requirements) Regulations, 2015 (including any statutory modifications or re-enactment thereof for the time being in force), and provisions of the Articles of Association, the consent of the Members, be and is hereby accorded to increase the Authorized Share Capital of the Company from ₹ 15000,00,00,000 divided into 1500,00,00,000 equity shares of ₹ 10 (Rupees Ten only) each to ₹ 30000,00,00,000 (Rupees Thirty Thousand Crore only) divided into 3000,00,00,000 (Three Thousand Crore) Equity Shares of ₹ 10 (Rupees Ten only) each and;

- Clause - 5 of the Memorandum of Association of the Company be and is hereby altered by substituting the figures and words ₹ 15000,00,00,000 divided into 1500,00,00,000 Equity Shares of ₹ 10 (Rupees Ten only) each to ₹ 30000,00,00,000 (Rupees Thirty Thousand Crore only) divided into 3000,00,00,000 (Three Thousand Crore) Equity Shares of ₹ 10 (Rupees Ten only) each;
- Article - 6 of the Articles of Association of the Company be and is hereby altered by substituting the figures and words ₹ 15000,00,00,000 divided into 1500,00,00,000 equity shares of ₹ 10 (Rupees Ten) each to ₹ 30000,00,00,000 (Rupees Thirty Thousand Crore only) divided into 3000,00,00,000 (Three Thousand Crore) Equity Shares of ₹ 10 (Rupees Ten only) each."

- Approval for material Related Party Transactions with Lanka IOC PLC, a Subsidiary of IndianOil, for the year 2024-25.**

To consider, and if thought fit, to pass the following resolutions as **Ordinary Resolutions**:

"RESOLVED THAT pursuant to the provisions of Regulation 23(4) of the SEBI (Listing Obligations and Disclosure Requirements) Regulations, 2015 ("Listing Regulations"), other applicable laws, and amendments, modifications or re-enactments thereof, if any, and the policy on 'Materiality of related party transactions and on dealing with related party transactions' of the Company, as may be applicable, consent of the members be and is hereby accorded to the Board of Directors (hereinafter referred to as "Board", which term shall include any duly constituted Committee authorised by the Board, from time to time, to exercise its powers conferred by this resolution), for continuation(s) or extension(s) or renewal(s) or modification(s) of earlier arrangements / transactions or as a fresh and independent transaction(s) or otherwise, whether entered into individually or taken together with previous transactions with Lanka IOC PLC., a subsidiary of IndianOil, for Financial Year 2024-25, notwithstanding the fact that all such transactions during the year 2024-25 may exceed ₹ 1000 crore per year, subject to a limit of 10% of the consolidated turnover of the Company of the preceding Financial Year"

"RESOLVED FURTHER THAT the Board be and is hereby authorized to delegate all or any of its powers to any

Committee of Directors and/or Director(s) and/or official(s) of the Company or to any other person(s) so authorized by it and to do all such acts, deeds, matters and things, the Board may in its absolute discretion deem necessary, including but not limited to finalizing the terms and conditions, methods and modes, finalizing and executing necessary documents, including contracts, schemes, agreements and such other papers, documents as may be required, filing any relevant documents and making representations, seeking all necessary approvals from relevant authorities, to give effect to aforesaid resolution, for and on behalf of the Company and settling all such issues, questions, difficulties or doubts, whatsoever that may arise without being required to seek further consent or approval of the members to the intent that the members shall be deemed to have given their approval thereto expressly by the authority of this resolution."

6. Approval for material Related Party Transactions with Cauvery Basin Refinery and Petrochemicals Limited, a Joint Venture Company of IndianOil, for the year 2024-25.

To consider, and if thought fit, to pass the following resolutions as **Ordinary Resolutions**:

"**RESOLVED THAT** pursuant to the provisions of Regulation 23(4) of the SEBI (Listing Obligations and Disclosure Requirements) Regulations, 2015 ("Listing Regulations"), other applicable laws, and amendments, modifications or re-enactments thereof, if any, and the policy on 'Materiality of related party transactions and on dealing with related party transactions' of the Company, as may be applicable, consent of the members be and is hereby accorded to the Board of Directors (hereinafter referred to as "Board", which term shall include any duly authorized Committee constituted / empowered by the Board, from time to time, to exercise its powers conferred by this resolution), for continuation(s) or extension(s) or renewal(s) or modification(s) of earlier arrangements / transactions or as a fresh and independent transaction(s) or otherwise, whether entered into individually or taken together with previous transactions with Cauvery Basin Refinery and Petrochemicals Limited, a Joint Venture Company of IndianOil, for Financial Year 2024-25, notwithstanding the fact that all such transactions during the year 2024-25 may exceed ₹ 1000 crore, subject to a limit of 10% of the consolidated turnover of the Company of the preceding Financial Year."

"**RESOLVED FURTHER THAT** the Board be and is hereby authorized to delegate all or any of its powers to any Committee of Directors and/or Director(s) and/or official(s) of the Company or to any other person(s) so authorized by it and to do all such acts, deeds, matters and things, the Board may in its absolute discretion deem necessary, including but not limited to finalizing the terms and conditions, methods and modes, finalizing and executing necessary documents, including contracts, schemes, agreements and such other papers, documents as may be required, filing any relevant documents and making representations, seeking all necessary approvals from relevant authorities, to give effect to aforesaid resolution, for and on behalf of the Company and settling all

such issues, questions, difficulties or doubts, whatsoever that may arise without being required to seek further consent or approval of the members to the intent that the members shall be deemed to have given their approval thereto expressly by the authority of this resolution."

7. Approval for material Related Party Transactions with Hindustan Urvarak Rasayan Ltd., a Joint Venture Company of IndianOil, for the year 2024-25.

To consider, and if thought fit, to pass the following resolutions as **Ordinary Resolutions**:

"**RESOLVED THAT** pursuant to the provisions of Regulation 23(4) of the SEBI (Listing Obligations and Disclosure Requirements) Regulations, 2015 ("Listing Regulations"), other applicable laws, and amendments, modifications or re-enactments thereof, if any, and the policy on 'Materiality of related party transactions and on dealing with related party transactions' of the Company, as may be applicable, consent of the members be and is hereby accorded to the Board of Directors (hereinafter referred to as "Board", which term shall include any duly authorized Committee constituted / empowered by the Board, from time to time, to exercise its powers conferred by this resolution), for continuation(s) or extension(s) or renewal(s) or modification(s) of earlier arrangements / transactions or as a fresh and independent transaction(s) or otherwise, whether entered into individually or taken together with previous transactions with Hindustan Urvarak Rasayan Limited, a Joint Venture Company of IndianOil, for Financial Year 2024-25, notwithstanding the fact that all such transactions during the year 2024-25, may exceed ₹ 1000 crore per year, subject to a limit of 10% of the consolidated turnover of the Company of the preceding Financial Year."

"**RESOLVED FURTHER THAT** the Board be and is hereby authorized to delegate all or any of its powers to any Committee of Directors and/or Director(s) and/or official(s) of the Company or to any other person(s) so authorized by it and to do all such acts, deeds, matters and things, the Board may in its absolute discretion deem necessary, including but not limited to finalizing the terms and conditions, methods and modes, finalizing and executing necessary documents, including contracts, schemes, agreements and such other papers, documents as may be required, filing any relevant documents and making representations, seeking all necessary approvals from relevant authorities, to give effect to aforesaid resolution, for and on behalf of the Company and settling all such issues, questions, difficulties or doubts, whatsoever that may arise without being required to seek further consent or approval of the members to the intent that the members shall be deemed to have given their approval thereto expressly by the authority of this resolution."

8. Approval for material Related Party Transactions with IHB Limited, a Joint Venture Company of IndianOil, for the year 2024-25.

To consider, and if thought fit, to pass the following resolutions as **Ordinary Resolutions**:

"RESOLVED THAT pursuant to the provisions of Regulation 23(4) of the SEBI (Listing Obligations and Disclosure Requirements) Regulations, 2015 ("Listing Regulations"), other applicable laws, and amendments, modifications or re-enactments thereof, if any, and the policy on 'Materiality of related party transactions and on dealing with related party transactions' of the Company, as may be applicable, consent of the members be and is hereby accorded to the Board of Directors (hereinafter referred to as "Board", which term shall include any duly authorized Committee constituted / empowered by the Board, from time to time, to exercise its powers conferred by this resolution), for continuation(s) or extension(s) or renewal(s) or modification(s) of earlier arrangements / transactions or as a fresh and independent transaction(s) or otherwise, whether entered into individually or taken together with previous transactions with IHB Limited, a Joint Venture Company of IndianOil, for Financial Year 2024-25, notwithstanding the fact that all such transactions during the year 2024-25 may exceed ₹ 1000 crore, subject to a limit of 10% of the consolidated turnover of the Company of the preceding Financial Year."

"RESOLVED FURTHER THAT the Board be and is hereby authorized to delegate all or any of its powers to any Committee of Directors and/or Director(s) and/or official(s) of the Company or to any other person(s) so authorized by it and to do all such acts, deeds, matters and things, the Board may in its absolute discretion deem necessary, including but not limited to finalizing the terms and conditions, methods and modes, finalizing and executing necessary documents, including contracts, schemes, agreements and such other papers, documents as may be required, filing any relevant documents and making representations, seeking all necessary approvals from relevant authorities, to give effect to aforesaid resolution, for and on behalf of the Company and settling all such issues, questions, difficulties or doubts, whatsoever that may arise without being required to seek further consent or approval of the members to the intent that the members shall be deemed to have given their approval thereto expressly by the authority of this resolution."

9. Approval for material Related Party Transactions with Indian Synthetic Rubber Pvt. Ltd., a Joint Venture Company of IndianOil, for the year 2024-25.

To consider, and if thought fit, to pass the following resolutions as **Ordinary Resolutions**:

"RESOLVED THAT pursuant to the provisions of Regulation 23(4) of the SEBI (Listing Obligations and Disclosure Requirements) Regulations, 2015 ("Listing Regulations"), other applicable laws, and amendments, modifications or re-enactments thereof, if any, and the policy on 'Materiality of related party transactions and on dealing with related party transactions' of the Company, as may be applicable, consent of the members be and is hereby accorded to the Board of Directors (hereinafter referred to as "Board", which term shall include any duly authorized Committee constituted / empowered by the Board, from time to time, to exercise its powers conferred by this resolution), for continuation(s) or extension(s) or renewal(s) or modification(s) of earlier

arrangements / transactions or as a fresh and independent transaction(s) or otherwise, whether entered into individually or taken together with previous transactions with Indian Synthetic Rubber Pvt. Ltd., a Joint Venture Company of IndianOil, for Financial Year 2024-25, notwithstanding the fact that all such transactions during the year 2024-25 may exceed ₹ 1000 crore, subject to a limit of 10% of the consolidated turnover of the Company of the preceding Financial Year."

"RESOLVED FURTHER THAT the Board be and is hereby authorized to delegate all or any of its powers to any Committee of Directors and/or Director(s) and/or official(s) of the Company or to any other person(s) so authorized by it and to do all such acts, deeds, matters and things, the Board may in its absolute discretion deem necessary, including but not limited to finalizing the terms and conditions, methods and modes, finalizing and executing necessary documents, including contracts, schemes, agreements and such other papers, documents as may be required, filing any relevant documents and making representations, seeking all necessary approvals from relevant authorities, to give effect to aforesaid resolution, for and on behalf of the Company and settling all such issues, questions, difficulties or doubts, whatsoever that may arise without being required to seek further consent or approval of the members to the intent that the members shall be deemed to have given their approval thereto expressly by the authority of this resolution."

10. Approval for material Related Party Transactions with IndianOil Adani Gas Pvt. Ltd., a Joint Venture Company of IndianOil, for the year 2024-25.

To consider, and if thought fit, to pass the following resolutions as **Ordinary Resolutions**:

"RESOLVED THAT pursuant to the provisions of Regulation 23(4) of the SEBI (Listing Obligations and Disclosure Requirements) Regulations, 2015 ("Listing Regulations"), other applicable laws, and amendments, modifications or re-enactments thereof, if any, and the policy on 'Materiality of related party transactions and on dealing with related party transactions' of the Company, as may be applicable, consent of the members be and is hereby accorded to the Board of Directors (hereinafter referred to as "Board", which term shall include any duly authorized Committee constituted / empowered by the Board, from time to time, to exercise its powers conferred by this resolution), for continuation(s) or extension(s) or renewal(s) or modification(s) of earlier arrangements / transactions or as a fresh and independent transaction(s) or otherwise, whether entered into individually or taken together with previous transactions with IndianOil Adani Gas Pvt. Ltd., a Joint Venture Company of IndianOil, for Financial Year 2024-25, notwithstanding the fact that all such transactions during the year 2024-25 may exceed ₹ 1000 crore, subject to a limit of 10% of the consolidated turnover of the Company of the preceding Financial Year."

RESOLVED FURTHER THAT the Board be and is hereby authorized to delegate all or any of its powers to any Committee of Directors and/or Director(s) and/or official(s) of the Company or to any other person(s) so authorized by it and to do all such acts, deeds, matters and things, the Board

may in its absolute discretion deem necessary, including but not limited to finalizing the terms and conditions, methods and modes, finalizing and executing necessary documents, including contracts, schemes, agreements and such other papers, documents as may be required, filing any relevant documents and making representations, seeking all necessary approvals from relevant authorities, to give effect to aforesaid resolution, for and on behalf of the Company and settling all such issues, questions, difficulties or doubts, whatsoever that may arise without being required to seek further consent or approval of the members to the intent that the members shall be deemed to have given their approval thereto expressly by the authority of this resolution."

11. Approval for material Related Party Transactions with IndianOil LNG Pvt. Ltd., a Joint Venture Company of IndianOil, for the year 2024-25.

To consider, and if thought fit, to pass the following resolutions as **Ordinary Resolutions**:

"**RESOLVED THAT** pursuant to the provisions of Regulation 23(4) of the SEBI (Listing Obligations and Disclosure Requirements) Regulations, 2015 ("Listing Regulations"), other applicable laws, and amendments, modifications or re-enactments thereof, if any, and the policy on 'Materiality of related party transactions and on dealing with related party transactions' of the Company, as may be applicable, consent of the members be and is hereby accorded to the Board of Directors (hereinafter referred to as "Board", which term shall include any duly authorized Committee constituted / empowered by the Board, from time to time, to exercise its powers conferred by this resolution), for continuation(s) or extension(s) or renewal(s) or modification(s) of earlier arrangements / transactions or as a fresh and independent transaction(s) or otherwise, whether entered into individually or taken together with previous transactions with IndianOil LNG Pvt. Ltd., a Joint Venture Company of IndianOil, for Financial Year 2024-25, notwithstanding the fact that all such transactions during the year 2024-25 may exceed ₹ 1000 crore, subject to a limit of 10% of the consolidated turnover of the Company of the preceding Financial Year."

"**RESOLVED FURTHER THAT** the Board be and is hereby authorized to delegate all or any of its powers to any Committee of Directors and/or Director(s) and/or official(s) of the Company or to any other person(s) so authorized by it and to do all such acts, deeds, matters and things, the Board may in its absolute discretion deem necessary, including but not limited to finalizing the terms and conditions, methods and modes, finalizing and executing necessary documents, including contracts, schemes, agreements and such other papers, documents as may be required, filing any relevant documents and making representations, seeking all necessary approvals from relevant authorities, to give effect to aforesaid resolution, for and on behalf of the Company and settling all such issues, questions, difficulties or doubts, whatsoever that may arise without being required to seek further consent or approval of the members to the intent that the members shall be deemed to have given their approval thereto expressly by the authority of this resolution."

12. Approval for material Related Party Transactions with IndianOil NTPC Green Energy Private Limited, a Joint Venture Company of IndianOil, for the year 2024-25.

To consider, and if thought fit, to pass the following resolutions as **Ordinary Resolutions**:

"**RESOLVED THAT** pursuant to the provisions of Regulation 23(4) of the SEBI (Listing Obligations and Disclosure Requirements) Regulations, 2015 ("Listing Regulations"), other applicable laws, and amendments, modifications or re-enactments thereof, if any, and the policy on 'Materiality of related party transactions and on dealing with related party transactions' of the Company, as may be applicable, consent of the members be and is hereby accorded to the Board of Directors (hereinafter referred to as "Board", which term shall include any duly authorized Committee constituted / empowered by the Board, from time to time, to exercise its powers conferred by this resolution), for continuation(s) or extension(s) or renewal(s) or modification(s) of earlier arrangements / transactions or as a fresh and independent transaction(s) or otherwise, whether entered into individually or taken together with previous transactions with IndianOil NTPC Green Energy Private Limited, a Joint Venture Company of IndianOil, for Financial Year 2024-25, notwithstanding the fact that all such transactions during the year 2024-25 may exceed ₹ 1000 crore, subject to a limit of 10% of the consolidated turnover of the Company of the preceding Financial Year."

"**RESOLVED FURTHER THAT** the Board be and is hereby authorized to delegate all or any of its powers to any Committee of Directors and/or Director(s) and/or official(s) of the Company or to any other person(s) so authorized by it and to do all such acts, deeds, matters and things, the Board may in its absolute discretion deem necessary, including but not limited to finalizing the terms and conditions, methods and modes, finalizing and executing necessary documents, including contracts, schemes, agreements and such other papers, documents as may be required, filing any relevant documents and making representations, seeking all necessary approvals from relevant authorities, to give effect to aforesaid resolution, for and on behalf of the Company and settling all such issues, questions, difficulties or doubts, whatsoever that may arise without being required to seek further consent or approval of the members to the intent that the members shall be deemed to have given their approval thereto expressly by the authority of this resolution."

13. Approval for material Related Party Transactions with IndianOil Petronas Pvt. Ltd., a Joint Venture Company of IndianOil, for the year 2024-25.

To consider, and if thought fit, to pass the following resolutions as **Ordinary Resolutions**:

"**RESOLVED THAT** pursuant to the provisions of Regulation 23(4) of the SEBI (Listing Obligations and Disclosure Requirements) Regulations, 2015 ("Listing Regulations"), other applicable laws, and amendments, modifications or re-enactments thereof, if any, and the policy on 'Materiality of related party transactions and on dealing with related

party transactions' of the Company, as may be applicable, consent of the members be and is hereby accorded to the Board of Directors (hereinafter referred to as "Board", which term shall include any duly authorized Committee constituted / empowered by the Board, from time to time, to exercise its powers conferred by this resolution), for continuation(s) or extension(s) or renewal(s) or modification(s) of earlier arrangements / transactions or as a fresh and independent transaction(s) or otherwise, whether entered into individually or taken together with previous transactions with IndianOil Petronas Pvt. Ltd., a Joint Venture Company of IndianOil, for Financial Year 2024-25, notwithstanding the fact that all such transactions during the year 2024-25 may exceed ₹ 1000 crore, subject to a limit of 10% of the consolidated turnover of the Company of the preceding Financial Year."

"RESOLVED FURTHER THAT the Board be and is hereby authorized to delegate all or any of its powers to any Committee of Directors and/or Director(s) and/or official(s) of the Company or to any other person(s) so authorized by it and to do all such acts, deeds, matters and things, the Board may in its absolute discretion deem necessary, including but not limited to finalizing the terms and conditions, methods and modes, finalizing and executing necessary documents, including contracts, schemes, agreements and such other papers, documents as may be required, filing any relevant documents and making representations, seeking all necessary approvals from relevant authorities, to give effect to aforesaid resolution, for and on behalf of the Company and settling all such issues, questions, difficulties or doubts, whatsoever that may arise without being required to seek further consent or approval of the members to the intent that the members shall be deemed to have given their approval thereto expressly by the authority of this resolution."

14. Approval for material Related Party Transactions with Petronet LNG Ltd., a Joint Venture Company of IndianOil, for the year 2024-25.

To consider, and if thought fit, to pass the following resolutions as **Ordinary Resolutions**:

"RESOLVED THAT pursuant to the provisions of Regulation 23(4) of the SEBI (Listing Obligations and Disclosure Requirements) Regulations, 2015 ("Listing Regulations"), other applicable laws, and amendments, modifications or re-enactments thereof, if any, and the policy on 'Materiality of related party transactions and on dealing with related party transactions' of the Company, as may be applicable, consent of the members be and is hereby accorded to the Board of Directors (hereinafter referred to as "Board", which term shall include any duly authorized Committee constituted / empowered by the Board, from time to time, to exercise its powers conferred by this resolution), for continuation(s) or extension(s) or renewal(s) or modification(s) of earlier arrangements / transactions or as a fresh and independent transaction(s) or otherwise, whether entered into individually or taken together with previous transactions with Petronet LNG Ltd., a Joint Venture Company of IndianOil, for Financial Year 2024-25, notwithstanding the fact that all such transactions during the year 2024-25 may exceed ₹ 1000 crore, subject to

a limit of 10% of the consolidated turnover of the Company of the preceding Financial Year."

"RESOLVED FURTHER THAT the Board be and is hereby authorized to delegate all or any of its powers to any Committee of Directors and/or Director(s) and/or official(s) of the Company or to any other person(s) so authorized by it and to do all such acts, deeds, matters and things, the Board may in its absolute discretion deem necessary, including but not limited to finalizing the terms and conditions, methods and modes, finalizing and executing necessary documents, including contracts, schemes, agreements and such other papers, documents as may be required, filing any relevant documents and making representations, seeking all necessary approvals from relevant authorities, to give effect to aforesaid resolution, for and on behalf of the Company and settling all such issues, questions, difficulties or doubts, whatsoever that may arise without being required to seek further consent or approval of the members to the intent that the members shall be deemed to have given their approval thereto expressly by the authority of this resolution."

15. Approval for material Related Party Transactions with Falcon Oil & Gas B.V., Joint Venture of IndOil Global BV, Netherlands (WOS of IndianOil) for the year 2024-25.

To consider, and if thought fit, to pass the following resolutions as **Ordinary Resolutions**:

"RESOLVED THAT pursuant to the provisions of Regulation 23(4) of the SEBI (Listing Obligations and Disclosure Requirements) Regulations, 2015 ("Listing Regulations"), other applicable laws, and amendments, modifications or re-enactments thereof, if any, and the policy on 'Materiality of related party transactions and on dealing with related party transactions' of the Company, as may be applicable, consent of the members be and is hereby accorded to the Board of Directors (hereinafter referred to as "Board", which term shall include any duly authorized Committee constituted / empowered by the Board, from time to time, to exercise its powers conferred by this resolution), for continuation(s) or extension(s) or renewal(s) or modification(s) of earlier arrangements / transactions or as a fresh and independent transaction(s) or otherwise, whether entered into individually or taken together with previous transactions with Falcon Oil & Gas B.V., a Joint Venture Company of IndOil Global BV, Netherlands (WOS of IndianOil), for Financial Year 2024-25, notwithstanding the fact that all such transactions during the year 2024-25 may exceed ₹ 1000 crore, subject to a limit of 10% of the consolidated turnover of the Company of the preceding Financial Year."

"RESOLVED FURTHER THAT the Board be and is hereby authorized to delegate all or any of its powers to any Committee of Directors and/or Director(s) and/or official(s) of the Company or to any other person(s) so authorized by it and to do all such acts, deeds, matters and things, the Board may in its absolute discretion deem necessary, including but not limited to finalizing the terms and conditions, methods and modes, finalizing and executing necessary documents, including contracts, schemes, agreements and such other papers, documents as may be required, filing any relevant

documents and making representations, seeking all necessary approvals from relevant authorities, to give effect to aforesaid resolution, for and on behalf of the Company and settling all such issues, questions, difficulties or doubts, whatsoever that may arise without being required to seek further consent or approval of the members to the intent that the members shall be deemed to have given their approval thereto expressly by the authority of this resolution."

16. To ratify the remuneration of the Cost Auditors for the Financial Year ending March 31, 2024.

To consider and if thought fit, to pass the following resolution as an **Ordinary Resolution**:

Registered Office:

IndianOil Bhavan,
G-9, Ali Yavar Jung Marg,
Bandra (East),
Mumbai - 400 051

Date: July 27, 2023

"RESOLVED THAT pursuant to the provisions of Section 148 and other applicable provisions of the Companies Act, 2013 and the Companies (Audit and Auditors) Rules, 2014 including any statutory modification(s) or re-enactment thereof, for the time being in force, the aggregate remuneration of ₹ 22.70 lakh plus applicable taxes and out-of-pocket expenses payable to the Cost Auditors appointed by the Board of Directors of the Company, to conduct the audit of the cost records of the various units of the Company for the Financial Year ending March 31, 2024, be and is hereby ratified."

By Order of the Board of Directors

Sd/-
(Kamal Kumar Gwalani)
Company Secretary
(ACS: 13737)

NOTES

1. Pursuant to General Circular No. 14/2020 dated 8th April 2020, General Circular No. 17/2020 dated 13th April 2020, General Circular No. 20/2020 dated 5th May 2020, and General Circular No.10/2022 dated 28th December 2022 issued by Ministry of Corporate Affairs ("MCA") and Circular Nos. SEBI/HO/CFD/CMD1CIR/P/2020/79 dated 12th May 2020, and SEBI/HO/CFD/PoD-2/P/CIR/2023/4 dated 5th January 2023 issued by the Securities and Exchange Board of India ("SEBI") hereinafter collectively referred to as "the Circulars", companies are allowed to hold AGM through VC/OAVM, without the physical presence of members at a common venue. Hence, in compliance with the Circulars, the AGM of the Company is being held through VC/OAVM.
 2. A member entitled to attend and vote at the AGM is entitled to appoint a proxy to attend and vote on his / her behalf and the proxy need not be a member of the Company. However, MCA while granting the relaxations to hold the AGM through VC/OAVM has also provided exemption from the requirement of appointing proxies. Hence for this AGM the facility for appointment of proxy by the members is not being provided. Accordingly, the proxy form, attendance slip and the route map of the venue have also not been provided along with the notice. The members are requested to participate in the AGM in person through VC /OAVM from their respective location.
 3. In compliance with Regulation 44 of Listing Regulations, the top 100 Listed Companies, as per market capitalization, are required to provide the facility of Live Webcast of the proceedings of the General Meeting. As this AGM is being conducted through VC/OAVM, the requirement of webcast under Listing Regulations is being complied with.
 4. Members of the Company under the category of Institutional / Corporate Members are encouraged to attend and vote at the AGM, through VC/OAVM. Institutional / Corporate Members are required to send a scanned copy (PDF/JPG format) of its Board or Governing Body Resolution / Authorization etc., authorizing its representative to attend the AGM through VC/OAVM on its behalf and to vote through remote e-voting. The said Resolution / Authorization should be sent to the Scrutinizer by email from the registered email address of the member to scrutinizer@dholakia-associates.com with a copy marked to evoting@nsdl.co.in. They can also upload the Board Resolution / Power of Attorney / Authority Letter etc. by clicking on "Upload Board Resolution / Authority Letter" displayed under "e-Voting" tab in their login page.
 5. A statement setting out the material facts pursuant to Section 102(1) of the Companies Act, 2013 and the rules notified thereunder ("the Act"), relating to the Special Business to be transacted at the AGM is annexed hereto. The relevant details, pursuant to Regulations 36(3) of the Listing Regulations and Secretarial Standard on General Meetings issued by the Institute of Company Secretaries of India, in respect of Director seeking re-appointment at this AGM is also annexed.
 6. Participation of members through VC/OAVM will be reckoned for the purpose of quorum for the AGM.
 7. The Register of Directors and Key Managerial Personnel and their shareholding, maintained under Section 170 of the Act, and the Register of Contracts or Arrangements in which the Directors are interested, maintained under Section 189 of the Act, will be available electronically for inspection to the members during the AGM. All documents referred to in the Notice will also be available for electronic inspection without payment of any fee by the members from the date of circulation of this Notice up to the date of AGM i.e. August 25, 2023. Members seeking to inspect such documents can send an email to ioclagm@indianoil.in.
 8. The Board of Directors of the Company has recommended a final dividend of ₹ 3/- per equity share for the year 2022-2023. The Company has fixed Friday, July 28, 2023 as the 'Record Date' for determining entitlement of members to receive final dividend for the year ended March 31, 2023, if approved, at the AGM. The final dividend, once approved by the members in the ensuing AGM, will be paid to the eligible members within the stipulated period of 30 days of declaration.
 9. The final dividend will be paid through electronic mode to those members whose updated bank account details are available. For members whose bank account details are not updated, dividend warrants / demand drafts will be sent to their registered address. To avoid delay in receiving dividend, members are requested to register / update their bank account details.
 10. Members may send their requests for change / updation of address, bank account details, email address, nominations, etc.:
 - i) **For shares held in dematerialised form** - to their respective Depository Participant;
 - ii) **For shares held in physical form** - to the Registrar & Transfer Agents ("RTA") i.e. KFin Technologies Ltd. (KFin), Unit: Indian Oil Corporation Limited, Selenium Tower B, Plot 31-32, Financial District, Nanakramguda, Serilingampally, Hyderabad - 500 032 ; Toll Free No. 1800 309 4001 ; E-mail Address : einward.ris@kfintech.com.
 11. Members may note that the Income Tax Act, 1961, as amended by the Finance Act, 2020, mandates that dividends paid or distributed by a company is taxable in the hands of members. The Company shall therefore be required to deduct tax at source ("TDS") at the time of making the payment of dividend. In order to enable us to determine the applicable TDS rate, members are requested to submit the relevant documents on or before August 11, 2023. The detailed communication regarding TDS on dividend is provided on the link: <https://iocl.com/pages/notices-overview>.
- Kindly note that no documents in respect of TDS would be accepted from members after August 11, 2023.**
12. As per Regulation 40 of Listing Regulations, as amended, request for effecting transfer of securities shall not be processed unless the securities are held in demat form with a depository. Further, transmission or transposition of securities shall be affected only in dematerialised form. In view thereof and to eliminate all risks associated with physical shares,

members holding shares in physical form are requested to convert their holdings to dematerialized form. Members can contact the Company or the RTA for assistance in this regard.

13. SEBI has mandated the submission of PAN, KYC details and nomination by holders of physical securities by September 30, 2023 vide its circular dated March 16, 2023. Members are requested to submit their PAN, KYC and nomination details in the prescribed forms i.e. ISR-1, ISR-2, ISR-3 or SH-13 to the Company's registrars KFin at the address mentioned at point no. 10 above. The forms for updating the same are available at <https://ris.kfintech.com/clientservices/isc/default.aspx>. Members holding shares in electronic form are requested to submit their PAN to their depository participant(s).

In case a holder of physical securities fails to furnish these details before the due date, the Company is obligated to freeze such folios. The securities in the frozen folios shall be eligible to receive payments (including dividend) and lodge grievances only after furnishing the complete documents. If the securities continue to remain frozen as on December 31, 2025, the Company shall refer such securities to the administering authority under the Benami Transactions (Prohibitions) Act, 1988, and / or the Prevention of Money Laundering Act, 2002.

14. As per the provisions of Section 72 of the Act, the facility for submitting nomination is available for members in respect of the shares held by them. Members who have not yet registered their nomination are requested to register the same by submitting Form No. SH-13. The form can be downloaded from the Company's website at https://iocl.com/download/Form_SH-13_Nomination.pdf. Members are requested to submit these details to their Depository Participant in case the shares are held by them in electronic form, and to the RTA, in case the shares are held in physical form.
15. As per the provisions of Section 124(5) of the Act, the dividend(s) which remains unpaid / unclaimed for a period of 7 years is required to be transferred to the Investor Education & Protection Fund ("IEPF") established by the Central Government at the end of the 7th year. Accordingly, the Company has transferred all unpaid / unclaimed dividend declared upto the Financial Year 2014-15 and unpaid / unclaimed interim dividend for the year 2015-16 to IEPF on the respective due dates.

Further, Section 124(6) of the Act provides that all shares in respect of which dividend has not been paid or claimed for seven consecutive years or more shall be transferred by the Company to the demat account of IEPF authority. The Company had sent reminder letter to all such members, whose dividend had remained unpaid / unclaimed for a consecutive period of 7 years with a request to claim the dividend, failing which the shares would be transferred to the IEPF Authority on the due date. Thereafter, such shares were transferred to the demat account of the IEPF authority. The details of such shares are hosted on the website of the Company www.iocl.com.

It may please be noted that, upon completion of 7 years, the Company would transfer the unpaid / unclaimed dividend for the Financial Year 2015-16 (final dividend 2015-16) on or before November 15, 2023. Further, the shares in respect

of which dividend has remained unpaid / unclaimed for a consecutive period of 7 years would also be transferred to the demat account of IEPF authority on or before November 15, 2023. The details of such unpaid / unclaimed dividend(s) as well as shares liable to be transferred to the IEPF are hosted on the website of the Company www.iocl.com.

Section 125 of the Act provides that a member whose dividend / shares have been transferred to the IEPF shall be entitled to claim refund therefrom. The procedure for claiming the unpaid dividend and shares transferred to the IEPF Authority is provided on the following link: <http://www.iepf.gov.in/IEPF/refund.html>.

To avoid transfer of unpaid dividends / equity shares, the members are requested to write to the RTA at the address mentioned above or to the Company for claiming the unpaid / unclaimed dividend.

16. Pursuant to Sections 101 and 136 of the Act read with Companies (Management and Administration) Rules, 2014 and Listing Regulations, the Annual Report of the Company is required to be sent through email to those members whose email address is registered and in physical form to those members who have not registered their email address. However, in compliance with the circulars issued by MCA as well as SEBI, the Notice of the AGM along with the Integrated Annual Report 2022-23 is being sent only through electronic mode to those members whose email address is registered with the Company/ Depositories unless any Member has requested for a physical copy of the same. Members may note that the Notice and Integrated Annual Report 2022-23 are also available on the Company's website www.iocl.com, website of the Stock Exchanges i.e. BSE Limited and National Stock Exchange of India Limited at www.bseindia.com and www.nseindia.com respectively, and on the website of National Securities Depository Limited ("NSDL") <https://www.evoting.nsdl.com>.

17. Instructions for e-voting and joining the AGM are as under:

- i. In compliance with the provisions of Section 108 of the Act, read with Rule 20 of the Companies (Management and Administration) Rules, 2014, as amended from time to time, and Regulation 44 of the Listing Regulations, the members are provided with the facility to cast their vote electronically, through the e-voting services provided by NSDL, on all the resolutions set forth in this Notice. The instructions for e-voting are given herein below.
- ii. **The cut-off date to be eligible to vote by electronic means is Friday, August 18, 2023.**
- iii. The voting rights of members shall be in proportion to the shares held by them in the paid-up equity share capital of the Company as on the cut-off date i.e. August 18, 2023. A person who is not a member as on the cut-off date is requested to treat this notice for information only.
- iv. The remote e-voting period would commence at 9:00 am (IST) on Monday, August 21, 2023 and shall end at 5 pm (IST) on Thursday, August 24, 2023. During this period, members holding shares either in physical form

or in dematerialized form, as on cut-off date, may cast their vote electronically. The e-voting module shall be disabled by NSDL for voting thereafter. Those members, who intend to participate in the AGM through VC/OAVM facility and could not cast their vote on the resolutions through remote e-voting and are otherwise not barred from doing so, shall be eligible to vote through e-voting system during the AGM.

- v. The Company has appointed Shri Nrupang Bhumitra Dholakia of Dholakia & Associates LLP, as Scrutinizer and in his absence Shri Vishvesh G. Bhagat of Dholakia & Associates LLP, a practicing Company Secretary, to scrutinize the voting process in a fair and transparent manner.
- vi. The members who cast their vote by remote e-voting prior to the AGM may also attend / participate in the AGM through VC/OAVM but shall not be entitled to cast their vote again.
- vii. Any person, holding shares in physical form and non-individual members, who acquires the shares of the Company after the dispatch of the notice and holds shares as on the cut-off date, may obtain the login ID and password by sending a request at evoting@nsdl.co.in. If a member is already registered with NSDL for remote e-voting, then such member can use existing user

ID and password for e-voting. If you forget the password, the same can be reset by using "Forgot User Details / Password" or "Physical User Reset Password" option available on www.evoting.nsdl.com or by calling on toll free no. 022-48867000 / 022-24997000.

- viii. An individual member holding shares in demat mode, who acquires the shares of the Company after dispatch of the notice and holding shares as on the cut-off date may follow steps mentioned below.
- ix. Details of the process and manner for remote e-voting and voting during the AGM are explained below:

Step 1: Access to the e-voting system

- A) Login method for e-voting and joining virtual meeting by Individual Members holding securities in demat mode

In terms of the SEBI circular dated December 9, 2020 on e-voting facility provided by listed companies and as part of increasing the efficiency of the voting process, e-voting process has been enabled for all individual Members holding securities in demat mode to vote through their demat account maintained with depositories / websites of depositories / depository participants. Members are advised to update their mobile number and email ID in their demat accounts in order to access e-voting facility.

Type of Members	Login Method
Individual Members holding securities in demat mode with NSDL.	<p>I. NSDL IDEAS FACILITY</p> <p>IF THE USER IS REGISTERED FOR THE NSDL IDEAS FACILITY:</p> <ol style="list-style-type: none"> a. Please visit the e-Services website of NSDL. Open web browser by typing the following URL: https://eservices.nsdl.com/ either on a personal computer or mobile phone. b. Once the homepage of e-Services is launched, click on the "Beneficial Owner" icon under "Login" which is available under "IDeAS" section. c. A new screen will open. You will have to enter your User ID and Password. After successful authentication, you will be able to see e-Voting services. d. Click on "Access to e-Voting" under e-Voting services and you will be able to see e-Voting page. e. Click on options available against company name or e-Voting service provider - NSDL and you will be re-directed to NSDL e-Voting website for casting your vote during the remote e-Voting period or joining virtual meeting & voting during the meeting. <p>If the user is not registered for IDeAS e-Services:</p> <ol style="list-style-type: none"> a. The option to register is available at https://eservices.nsdl.com. b. Select "Register Online for IDeAS" Portal or click on https://eservices.nsdl.com/SecureWeb/IdeasDirectReg.jsp c. Upon successful registration, please follow steps given in points (a) to (e) above.

Type of Members	Login Method
	<p>II. E-voting website of NSDL</p> <ol style="list-style-type: none"> Visit the e-Voting website of NSDL. Open web browser by typing the following URL: https://www.evoting.nsdl.com/ either on a personal computer or mobile phone. Once the homepage of e-Voting system is launched, click on the "Login" icon available under 'Shareholder / Member' section. A new screen will open. You will have to enter your User ID (i.e. your sixteen digit demat account number held with NSDL), Password/OTP and a Verification Code as shown on the screen After successful authentication, you will be redirected to NSDL Depository site wherein you can see e-Voting page. Click on options available against company name or e-Voting service provider - NSDL and you will be redirected to e-Voting website of NSDL for casting your vote during the remote e-Voting period or joining virtual meeting & voting during the meeting.
Individual Members holding securities in demat mode with CDSL	<ol style="list-style-type: none"> Existing users who have opted for Easi / Easiest, can login through their user id and password. The option will be made available to reach e-Voting page without any further authentication. The users to login Easi /Easiest are requested to visit CDSL website www.cdslindia.com and click on login icon & New System Myeasi Tab and then use existing Myeasi username & password. After successful login the Easi / Easiest user will be able to see the e-Voting option for eligible companies where the evoting is in progress as per the information provided by company. On clicking the evoting option, the user will be able to see e-Voting page of the e-Voting service provider for casting your vote during the remote e-Voting period or joining virtual meeting & voting during the meeting. Additionally, there is also links provided to access the system of all e-Voting Service Providers, so that the user can visit the e-Voting service providers' website directly. If the user is not registered for Easi/Easiest, option to register is available at CDSL website www.cdslindia.com and click on login & New System Myeasi Tab and then click on registration option. Alternatively, the user can directly access e-Voting page by providing Demat Account Number and PAN No. from a e-Voting link available on www.cdslindia.com home page. The system will authenticate the user by sending OTP on registered Mobile & Email as recorded in the Demat Account. After successful authentication, user will be able to see the e-Voting option where the evoting is in progress and also able to directly access the system of all e-Voting Service Providers.

Important note: Members who are unable to retrieve User ID / Password are advised to use **"Forgot User ID"** and **"Forgot Password"** option available on the above-mentioned website.

Helpdesk for individual Members holding securities in demat mode for any technical issues related to login through depository i.e. NSDL and CDSL.

Login type	HELPDESK DETAILS
Individual Members holding securities in demat mode with NSDL	Members facing any technical issue in login can contact NSDL helpdesk by sending a request at evoting@nsdl.co.in or call at toll free no.: 022-48867000 and 022-2499 7000
Individual Members holding securities in demat mode with CDSL	Members facing any technical issue in login can contact CDSL helpdesk by sending a request at helpdesk.evoting@cdslindia.com or contact at 022- 23058738 or 022-23058542-43

B) B) Login method for e-voting and joining the virtual meeting for Members other than Individual Members holding securities in demat mode and Members holding securities in physical mode.

- Visit the e-voting website of NSDL. Open the web browser by typing the following URL: <https://www.evoting.nsdl.com/> either on a personal computer or on a mobile phone.
- Once the homepage of e-voting system is launched, click on the icon "Login", available under 'Shareholder / Member'.
- A new screen will open. You will have to enter your User ID, Password/OTP and a verification code as shown on the screen.
- Alternatively, if you are registered for NSDL e-services i.e. IDeAS, you can log in at <https://eservices.nsdl.com/> with your existing IDeAS login. Once you log in to NSDL e-services using your login credentials, click on e-voting and you can proceed to Step 2 i.e. Cast your vote electronically on NSDL e-voting system.

5. Your User ID details are given below:

Manner of holding shares i.e. Demat (NSDL or CDSL) or Physical	Your User ID is:
a) For members who hold shares in demat account with NSDL	8 Character DP ID followed by 8 Digit Client ID (For example, if your DP ID is IN300*** and Client ID is 12***** then your user ID is IN300***12*****)
b) For members who hold shares in demat account with CDSL.	16 Digit Beneficiary ID (For example, if your Beneficiary ID is 12***** then your user ID is 12*****)
c) For members holding shares in Physical Form.	EVEN Number followed by Folio Number registered with the Company (For example, if EVEN is 123456 and folio number is 001*** then user ID is 123456001***)

6. Password details for Members other than individual Members are given below:
- If you are already registered for e-voting, then you can use your existing password to log in and cast your vote.
 - If you are using NSDL e-voting system for the first time, you will need to retrieve the 'initial password' which was communicated to you. Once you retrieve your 'initial password', you need to enter the 'initial password' for the system to prompt you to change your password.
 - How to retrieve your 'initial password'?

If your email ID is registered in your demat account or with the Company, your 'initial password' is communicated to you on your email ID. Trace the email sent to you from NSDL from your mailbox. Open the email and open the attachment i.e. a .pdf file. Open the .pdf file. The password to open the .pdf file is your 8-digit Client ID for your NSDL account, or the last 8 digits of your Client ID for CDSL account, or Folio Number for shares held in physical form. The .pdf file contains your 'User ID' and your 'initial password'.

7. If you are unable to retrieve or have not received the "Initial password" or have forgotten your password:
- Click on "Forgot User Details / Password?" (If you hold shares in your demat account with NSDL or CDSL) option available on www.evoting.nsdl.com.
 - Physical User Reset Password? (If you hold shares in physical mode) option available on www.evoting.nsdl.com.
 - If you are still unable to get the password by the above two options, you can send a request to evoting@nsdl.co.in mentioning your demat account number / Folio Number, your PAN, your name and your registered address.
 - Members can also use the OTP (One Time Password)-based login for casting their vote on the e-voting system of NSDL.
- After entering your password, tick on "Agree with Terms and Conditions" by selecting on the check box.
 - Now, you will have to click on the "Login" button.
 - After you click on the "Login" button, the homepage of e-voting will open.

Step 2: Cast your vote electronically on NSDL e-voting system

- After successfully logging in following Step 1, you will be able to see the EVEN of all companies in which you hold shares and whose voting cycle is in active status.
- Select the EVEN of Indian Oil Corporation Limited
- Now you are ready for e-voting as the voting page opens.
- Cast your vote by selecting the appropriate options i.e. assent or dissent, verify / modify the number of shares for which you wish to cast your vote and click on the "Submit" and "Confirm" buttons when prompted.
- Upon confirmation, the message, "Vote cast successfully", will be displayed.
- You can also take a printout of the votes cast by you by clicking on the "Print" option on the confirmation page.
- Once you confirm your vote on the resolution, you will not be allowed to modify your vote
- Registration of Email ID:**
 - In case, the member's email ID is already registered with the Company/its RTA / Depositories, log in details for remote e-voting are being sent on the registered email address.
 - In case the members have not registered their email address, they are requested to register their email address as follows:

Physical holding	Members, holding shares in physical mode are requested to get their email ids registered by visiting following link- https://ris.kfintech.com/clientservices/isc/default.aspx
Demat holding	Members, holding shares in dematerialized mode are requested to register/update their email ids with their respective Depository Participant.

12. Guidelines for e-voting

- It is strongly recommended that you do not share your password with any other person and take utmost care to keep your password confidential. Login to the e-voting website will be disabled upon five unsuccessful attempts to key in the correct password. In such an event, you will need to go through the "Forgot User Details / Password?" or "Physical User Reset Password?" option available on www.evoting.nsdl.com to reset the password.
- In case of any queries, you may refer to the Frequently Asked Questions (FAQs) for members and e-voting user manual for members available in the download section of www.evoting.nsdl.com or call on the toll-free number: 022-48867000 / 022-24997000, or contact Mr. Amit Vishal, Assistant Vice President, or Ms. Pallavi Mhatre, Senior Manager, NSDL, at the designated email IDs: evoting@nsdl.co.in to get your grievances on e-voting addressed.

INSTRUCTIONS FOR MEMBERS FOR ATTENDING THE AGM THROUGH VC/OAVM ARE AS UNDER:

- Members will be provided with a facility to attend the AGM through the NSDL e-Voting system. Members may access by following the steps mentioned above for Access to NSDL e-Voting system. After successful login, members can click on "VC/OAVM link" placed under "Join Meeting" menu against company name. The link for VC/OAVM will be available in Shareholder/Member login where the EVEN of Company will be displayed.

Please note that the members who do not have the User ID and Password for e-Voting or have forgotten the User ID and Password may retrieve the same by following the remote e-Voting instructions mentioned above to avoid last minute rush.

- Facility of joining the AGM through VC/OAVM shall open 30 minutes before the time scheduled for the AGM and will be available for members on first come first serve basis.
- Members who need assistance before or during the AGM, can call on the toll free number 022-48867000 / 022-24997000 or contact Mr. Amit Vishal, Assistant Vice President, NSDL or Mr. Abhijeet Gunjal, Assistant Manager, NSDL at evoting@nsdl.co.in.
- Members who would like to express their views or ask questions during the AGM may register themselves as a

speaker by sending their request from their registered email address mentioning their name, DP ID and Client ID / folio number, PAN, mobile number at ioclagm@indianoil.in from August 20, 2023 to August 23, 2023. Those members who have registered themselves as a speaker will only be allowed to express their views / ask questions during the AGM. The Company reserves the right to restrict the number of speakers depending on the availability of time for the AGM.

Other Instructions:

- The Scrutinizer shall, immediately after the conclusion of voting at the AGM, first count the electronic votes cast during the AGM and thereafter unblock and count the votes cast through remote e-voting and make a consolidated Scrutinizer's Report and submit the same to the Chairman or any other person authorized by him. The result will be declared within the prescribed time limit.
- The result declared along with the Scrutinizer's Report shall be placed on the Company's website www.iocl.com and on the website of NSDL www.evoting.nsdl.com immediately. The Company shall simultaneously forward the results to National Stock Exchange of India Limited and BSE Limited, where the shares of the Company are listed.

A BRIEF RESUME OF DIRECTOR PROPOSED TO BE REAPPOINTED IS GIVEN BELOW:

Item No. 3

To appoint a Director in place of Shri Satish Kumar Vaduguri (DIN - 09322002) who retires by rotation and is eligible for reappointment.

Shri Satish Kumar Vaduguri, Director (Marketing), aged 58 years was inducted on the Board of the Company on October, 28, 2021. Shri Satish Kumar Vaduguri is a Mechanical Engineer and holds a post graduate degree in Management from the University of Lubljana, Slovenia. He has over 3 decades of rich experience in marketing of petroleum products in various geographies of the country.

Prior to joining as Director (Marketing), he was heading the marketing network in the States of Madhya Pradesh & Chhattisgarh as Executive Director and State Head, Madhya Pradesh State Office. During his career, he has been instrumental in implementing key business initiatives like Direct Benefit Transfer for LPG consumer (DBTL), Pradhan Mantri Ujjwala Yojana (PMUY), BS-VI fuel implementation, etc. which have been widely acknowledged for their social and environmental impact.

Shri Satish Kumar is also the Non - Executive Chairman of IndianOil (Mauritius) Ltd. (Wholly owned subsidiary of IndianOil) and IndianOil Petronas Private Ltd. (IPPL), a Joint Venture of IndianOil and Petronas, Malaysia. During his tenure, record volumes of LPG Imports were handled by IPPL, which helped the country in meeting the increase in the LPG demand under the Govt. of India's ambitious PMUY Scheme.

Shri Satish Kumar has widely travelled and has addressed many National as well as International Energy conferences.

Number of Board Meetings attended during 2022-2023	12
Details of Directorships in other companies including listed companies and excluding foreign companies	1
- IndianOil Petronas Private Limited	
Membership / Chairmanship in the Committees of other companies	NIL
No. of Shares held in the Company	900
Listed Entities from which Shri Vaduguri has resigned since last 3 years	NIL
Disclosure of inter-se relationships between directors and key managerial personnel	None

STATEMENT SETTING OUT THE MATERIAL FACTS RELATING TO THE SPECIAL BUSINESS IN PURSUANCE OF SECTION 102(1) OF THE COMPANIES ACT, 2013

Item No. 4

To increase the Authorized Share Capital of the Company and amend the Capital clause in the Memorandum of Association & Articles of Association of the Company.

The present Authorised Share Capital of the Company is ₹ 15000 crore and the Paid-up Share Capital is ₹ 14121.24 crore. Considering the overall business growth and future expansion and the operational needs, the Company may be required to raise funds through equity or debt. While the Company is considering the various options, it is proposed to increase the Authorised Share Capital as per applicable provisions of the Companies Act, 2013 and its corresponding rules, amendments thereof.

Section 61 of the Companies Act, 2013, (including any statutory modification(s) or re-enactment thereof, for the time being in force) provides that a limited company having a share capital may, if so authorized by its Articles of Association, with the consent of its members in its general meeting or through Postal ballot, alter the conditions of its Memorandum of Association so as to increase its share capital by such amount as it thinks expedient by issuing new shares.

Article 42 of the Articles of Association empowers the Company to increase its Authorised Share Capital. Currently there is no scope to consider any equity fund raise as the paid-up share capital is ₹ 14121.24 crore as against Authorised Share Capital of ₹ 15000 crore, it is proposed to increase the Authorised Share Capital of the Company from ₹ 15000,00,00,000 (Rupees Fifteen Thousand Crore only) divided into 1500,00,00,000 (One Thousand Five Hundred Crore) Equity Shares of ₹ 10 (Rupees Ten only) each to ₹ 30000,00,00,000 (Rupees Thirty Thousand Crore only) divided into 3000,00,00,000 (Three Thousand Crore) Equity Shares of ₹ 10 (Rupees Ten only) each.

Consequently, the existing clause 5 of the Memorandum of Association of the Company and Clause 6 of Articles of Association of the Company need to be altered to reflect increase

in the authorised share capital and substitution of the proposed increased Authorised Share Capital.

The above-mentioned increase in the Authorised Share Capital of the Company and subsequent alteration of aforesaid clause of Memorandum of Association and Article of Association will require approval of the Members. The Board of Directors recommends the resolutions at item no. 4 to be passed as **Special Resolution**.

None of the Directors/Key Managerial Personnel and their relatives is concerned or interested in the passing of the aforesaid resolution as mentioned at item no. 4 above, except to the extent of their shareholding, if any.

The Board recommends the Special Resolution as set out in the Notice for approval by the Members.

Item Nos. 5, 6, 7, 8, 9, 10, 11, 12, 13, 14 & 15

Approval for Material Related Party Transactions with Related Parties for the year 2024-25.

As per Section 188 of the Act, Related Party Transactions (RPT) such as sale / purchase of goods or services, disposal or lease of property of any kind, appointment of any agent for purchase or sale of any goods, materials, services or property, appointment to an office of profit and underwriting the subscription of securities / derivatives of the Company, shall require prior approval of members, if transactions exceeded such sums, as prescribed. Further, such transactions are exempt from the requirement of obtaining prior approval of members, if they are in ordinary course of business and at arms' length.

Further, Reg. 23 of SEBI (Listing Obligations & Disclosure Requirements) Regulations, 2015 (Listing Regulations) contains provision relating to prior approval of members for material related party transactions even if such transaction is in ordinary course of business and at arms' length.

As per Listing Regulations, an RPT with a Related Party (RP) shall be considered material, if the transaction(s) to be entered into individually or taken together with previous transactions during a Financial Year, exceeds ₹ 1000 crore or 10% of the annual consolidated turnover of the Company as per the last audited financial statements, whichever is lower.

IndianOil undertakes transactions with its Related Parties (RPs) i.e. Subsidiary, Associate, Joint Venture Companies in the course of its business for which approval of Audit Committee is obtained in compliance with extant provisions of the Act & Listing Regulations.

In view of the provisions of Reg.23 of Listing Regulations and further clarification provided by SEBI from time to time, prior approval of members for material RPT's is to be taken on annual basis, if the transaction(s) to be entered into individually or taken together with previous transactions during the next Financial Year, exceeds ₹ 1000 crore or 10% of the annual consolidated turnover of IndianOil as per the last audited financial statements, whichever is lower

Material RPT's with RP's during 2024-25

As the expected value of the transactions with the RP's as mentioned at item nos. 5, 6, 7, 8, 9, 10, 11, 12, 13, 14 & 15 is likely to

exceed ₹ 1,000 crore during the year 2024-25, members approval for the material RPT's is being sought. The Audit Committee and the Board of the Company have reviewed the material RPT's and recommended seeking members approval for the same

The summary of information required under the Listing Regulations w.r.t RPT's which are likely to exceed ₹ 1,000 crore during 2024-25 and require approval of members is as under:

a) Lanka IOC PLC, Sri Lanka

i.	Name of the RP	Lanka IOC PLC, Sri Lanka (LIOC)
ii.	Nature of Relationship	Subsidiary Company of IndianOil
iii.	Nature of business	Retailing, Terminalling & Bunkering
iv.	Type of RPT's	- Sale and Purchase of goods and services - Purchase of goods and services - Reimbursement of salary of employees on deputation
v.	Material terms and conditions	- The sale of petroleum product like Gasoil, Gasoline, Base Oil, Marine Gasoil etc. is as per the terms and conditions of the tender floated by LIOC. - Purchase of product would be at prevailing market rates - Reimbursement of salary of employees on deputation is on cost-to-cost basis
vi.	Expected value of RPT for 2024-25	₹ 1,100 crore
vii.	Tenure of the RPT	One year i.e., for 2024-25
viii.	Justification for RPT with the RP	For furtherance of business interest of the Company
ix.	Value of RPT as % of IndianOil's consolidated turnover of ₹ 9,51,409.94 crore for the year 2022-23	0.12%
x.	Value of RPT as % of LIOC's turnover of ₹ 6406.66 crore for the year 2022-23	17.17%
xi.	Maximum value of RPT during 2024-25	10% of the consolidated turnover of the Company in the preceding Financial Year.

b) Cauvery Basin Refinery and Petrochemicals Limited

i.	Name of the RP	Cauvery Basin Refinery and Petrochemicals Limited (CBRPL)
ii.	Nature of Relationship	Joint Venture Company (JVC) of IndianOil
iii.	Nature of business	Setting up of 9 MMTPA Refinery at Nagapattinam, Tamil Nadu
iv.	Type of RPT's	- Equity Investment - Reimbursement of salary of employees on deputation
v.	Material terms and conditions	In line with terms and conditions mentioned in JVA agreement
vi.	Details of source of funds for equity investment	Internal accruals
vii.	Expected value of RPT for 2024-25	₹ 1,700 crore
viii.	Tenure of the RPT	One year i.e. for 2024-25
ix.	Justification for RPT with the RP	For furtherance of business interest of the Company
x.	Value of RPT as % of IndianOil's consolidated turnover of ₹ 9,51,409.94 crore for the year 2022-23	0.18 %
xi.	Maximum value of RPT during 2024-25	10% of the consolidated turnover of the Company in the preceding Financial Year.

c) Hindustan Urvarak Rasayan Limited

i.	Name of the RP	Hindustan Urvarak Rasayan Limited (HURL)
ii.	Nature of Relationship	Joint Venture Company (JVC) of IndianOil
iii.	Nature of business	Setting up and operating fertilizer plants at Sindri, Gorakhpur and Barauni
iv.	Type of RPT's	- Sale and Purchase of goods and services - Reimbursement of salary of employees on deputation

v.	Material terms and conditions	<ul style="list-style-type: none"> - The sale of LNG product on spot basis at prevailing market prices on the date of supply. - Sale of petroleum products is done based on prevailing market price on the date of supply. - Reimbursement of salary of employees on deputation to RP is on cost-to-cost basis
vi.	Expected value of RPT for 2024-25	₹ 2,800 crore
vii.	Tenure of the RPT	One year i.e. for 2024-25
viii.	Justification for RPT with the RP	For furtherance of business interest of the Company
ix.	Value of RPT as % of IndianOil's consolidated turnover of ₹ 9,51,409.94 crore for the year 2022-23	0.29%
x.	Maximum value of RPT during 2024-25	10% of the consolidated turnover of the Company in the preceding Financial Year.

d) IHB Limited

i.	Name of the RP	IHB Limited
ii.	Nature of Relationship	Joint Venture Company (JVC) of IndianOil
iii.	Nature of business	Laying, building, operating or expanding LPG Pipeline from Kandla (Gujarat) to Gorakhpur (UP)
iv.	Type of RPT's	<ul style="list-style-type: none"> - Equity Investment - Purchase and Sales of Goods and services i.e., EPMC services - Transportation of LPG - Rendering of Services & Others (payment towards AMC support service, SAP user license etc.) - Reimbursement of salary of employees on deputation
v.	Material terms and conditions	<ul style="list-style-type: none"> - Transportation of LPG shall be charged based the Transportation Tariff bided by IHB Ltd. in the PNGRB bid - Companies engaged in providing EPMC services is in the same range as considered by IndianOil. Hence, the transaction may be considered at arm's length by application of CUP/Other method. - Reimbursement of salary of employees on deputation to RP is on cost-to-cost basis.
vi.	Details of source of funds for equity investment	Internal accruals
vii.	Expected value of RPT for 2024-25	₹ 1,400 crore
viii.	Tenure of the RPT	One year i.e. for 2024-25
ix.	Justification for RPT with the RP	For furtherance of business interest of the Company
x.	Value of RPT as % of IndianOil's consolidated turnover of ₹ 9,51,409.94 crore for the year 2022-23	0.15 %
xi.	Maximum value of RPT during 2024-25	10% of the consolidated turnover of the Company in the preceding Financial Year.

e) Indian Synthetic Rubber Pvt. Ltd.

i.	Name of the RP	Indian Synthetic Rubber Pvt. Ltd.
ii.	Nature of Relationship	Joint Venture Company (JVC) of IndianOil
iii.	Nature of business	Manufacturing of Styrene Butadiene Rubber at Panipat
iv.	Type of RPT's	<ul style="list-style-type: none"> - Sale of Goods and Services - Reimbursement of salary of employees on deputation

v.	Material terms and conditions	<ul style="list-style-type: none"> - Supply of Raw Material - Butadiene based on margin sharing formula wherein the margins between basic raw material i.e. Naphtha and final product i.e. SBR is calculated and shared between IndianOil and ISRL in the ratio of capital investment in BDEU and SBR unit. - Sale of RLNG product on long term basis at prevailing market prices on the date of supply. - Sale of base oil, petroleum and petrochemical products are executed based on prevailing market prices on the date of supply. - Allocation/leases of lands/offices for office, setting up plant and development of greenbelt. - Utilities supply agreement for supplying Raw Water, Electricity, MP Steam & RLNG. - Reimbursement of salary of employees on deputation is on cost-to-cost basis..
vi.	Expected value of RPT for 2024-25	₹ 1,100 crore
vii.	Tenure of the RPT	One year i.e. for 2024-25
viii.	Justification for RPT with the RP	For furtherance of business interest of the Company
ix.	Value of RPT as % of IndianOil's consolidated turnover of ₹ 9,51,409.94 crore for the year 2022-23	0.12 %
x.	Maximum value of RPT during 2024-25	10% of the consolidated turnover of the Company in the preceding Financial Year.

f) IndianOil Adani Gas Pvt. Ltd.

i.	Name of the RP	IndianOil Adani Gas Pvt. Ltd. (IOAGPL)
ii.	Nature of Relationship	Joint Venture Company (JVC) of IndianOil
iii.	Nature of business	City Gas Distribution
iv.	Type of RPT's	<ul style="list-style-type: none"> - Equity Investment - Purchase / sale / Swapping of natural gas - Receipt of fees for providing financial and other guarantees to enable IOAGPL to meet its financial as well operational commitments made to PNGRB. - Reimbursement of salary of employees on deputation - Others (reimbursement of expenses, etc.)
v.	Material terms and conditions	<ul style="list-style-type: none"> - Sale of RLNG is established based on Short Term/ Spot Basis. Sale Agreement of RLNG is entered with IOAGPL which inter-alia includes the commercial terms and similar to the contract executed by the Company with other unrelated parties - Purchase of RLNG on Spot Basis through IGX Portal. On IGX, Buyers and Sellers are anonymous to each other and details of counterparty are not known at the time of trade and trade matching is carried out by IGX on the basis of price - Reimbursement of salary of employees on deputation is on cost-to-cost basis
vi.	Details of source of funds for equity investment	Internal accruals
vii.	Expected value of RPT for 2024-25	₹ 3,800 crore
viii.	Tenure of the RPT	One year i.e. for 2024-25
ix.	Justification for RPT with the RP	For furtherance of business interest of the Company.
x.	Value of RPT as % of IndianOil's consolidated turnover of ₹ 9,51,409.94 crore for the year 2022-23	0.40%
xi.	Maximum value of RPT during 2024-25	10% of the consolidated turnover of the Company in the preceding Financial Year.

g) IndianOil LNG Pvt. Ltd.

i.	Name of the RP	IndianOil LNG Pvt. Ltd. (IOLPL)
ii.	Nature of Relationship	Joint Venture Company (JVC) of IndianOil
iii.	Nature of business	LNG Terminal at Ennore
iv.	Type of RPT's	- Regasification Services - Sale of products - Receipt of interest on CCD issued by IOLPL to the Company - Reimbursement of salary of employees on deputation
v.	Material terms and conditions	- Long term regassification agreement is entered with IOLPL which inter-alia includes the commercial terms which are market linked and similar to the contract executed by IOLPL with other off takers. 'Use or Pay' and owner's supply deficiency is considered as per terms of contract. - Sale of products is based on prevailing market prices on the date of supply. - Interest on CCD is fixed based on 1-year SBI MCLR rate +45 bps (on the basis of previous loan of IOLPL from consortium of banks led by SBI). - Reimbursement of salary of employees on deputation is on cost-to-cost basis.
vi.	Expected value of RPT for 2024-25	₹ 2,300 crore
vii.	Tenure of the RPT	One year i.e. for 2024-25
viii.	Justification for RPT with the RP	For furtherance of business interest of the Company
ix.	Value of RPT as % of IndianOil's consolidated turnover of ₹ 9,51,409.94 crore for the year 2022-23	0.24%
x.	Maximum value of RPT during 2024-25	10% of the consolidated turnover of the Company in the preceding Financial Year

h) IndianOil NTPC Green Energy Private Limited

i.	Name of the RP	IndianOil NTPC Green Energy Private Limited
ii.	Nature of Relationship	Joint Venture Company (JVC) of IndianOil
iii.	Nature of business	Developing Renewable Energy based power projects
iv.	Type of RPT's	- Equity Investment - Reimbursement of salary of employees on deputation
v.	Material terms and conditions	In line with terms and conditions mentioned in JVA agreement
vi.	Details of source of funds for equity investment	Internal accruals
vii.	Expected value of RPT for 2024-25	₹ 1,200 crore
viii.	Tenure of the RPT	One year i.e. for 2024-25
ix.	Justification for RPT with the RP	For furtherance of business interest of the Company and to increase usage of Renewable Energy to achieve Net Zero Goals of IndianOil
x.	Value of RPT as % of IndianOil's consolidated turnover of ₹ 9,51,409.94 crore for the year 2022-23	0.13 %
xi.	Maximum value of RPT during 2024-25	10% of the consolidated turnover of the Company in the preceding Financial Year.

i) IndianOil Petronas Pvt. Ltd.

i.	Name of the RP	IndianOil Petronas Pvt. Ltd. (IPPL)
ii.	Nature of Relationship	Joint Venture Company (JVC) of IndianOil
iii.	Nature of business	Terminalling services and parallel marketing of LPG
iv.	Type of RPT's	- Sale of LPG / Butane / Propane on high sea sale basis - Payment of service charge to RP towards bottling assistance and job work - Others (payment towards rent, safety surveillance charges etc.) - Reimbursement of salary of employees on deputation
v.	Material terms and conditions	- Material terms and conditions are based on the agreement which inter-alia includes the commercial terms which are market linked or derived through tender or mutual negotiation. - Reimbursement of salary of employees on deputation is on cost-to-cost basis

vi.	Expected value of RPT for 2024-25	₹ 3,400 crore
vii.	Tenure of the RPT	One year i.e. for 2024-25
viii.	Justification for RPT with the RP	For furtherance of business interest of the Company.
ix.	Value of RPT as % of IndianOil's consolidated turnover of ₹ 9,51,409.94 crore for the year 2022-23	0.36%
x.	Maximum value of RPT during 2024-25	10% of the consolidated turnover of the Company in the preceding Financial Year.

j) Petronet LNG Ltd.

i.	Name of the RP	Petronet LNG Ltd. (PLL)
ii.	Nature of Relationship	Joint Venture Company (JVC) of IndianOil
iii.	Nature of business	LNG imports/distribution and regasification
iv.	Type of RPT's	<ul style="list-style-type: none"> - Purchase of Regasified Liquefied Natural Gas (RLNG) - Regasification Services - Rental income - Sale of petroleum products - Reimbursement of expenditure
v.	Material terms and conditions	<ul style="list-style-type: none"> - Long term agreement is entered with the RP which inter-alia includes the commercial terms which are market linked and similar to the contract executed by PLL with other off-takers. Spot contracts are executed through tenders. - Rental income is similar to rental recovered from other unrelated parties. - Sale of petroleum products are executed based on prevailing market prices on the date of supply.
vi.	Expected value of RPT for 2024-25	₹ 23,300 crore
vii.	Tenure of the RPT	One year i.e. for 2024-25
viii.	Justification for RPT with the RP	Purchase of Natural Gas for processing in the refineries of the Company as well as sale to other customers for furtherance of business interest of the Company.
ix.	Value of RPT as % of IndianOil's consolidated turnover of ₹ 9,51,409.94 crore for the year 2022-23	2.45%
x.	Maximum value of RPT during 2024-25	10% of the consolidated turnover of the Company in the preceding Financial Year.

k) Falcon Oil & Gas B.V.

i.	Name of the RP	Falcon Oil & Gas B.V. (FOGBV), Netherland
ii.	Nature of Relationship	Joint Venture Company (JVC) of IndOil Global BV, a wholly owned subsidiary of IndianOil.
iii.	Nature of business	Exploration and development of unconventional Oil & Gas assets.
iv.	Type of RPT's	Purchase of Crude Oil
v.	Material terms and conditions	The selling price of Das blend crude offered by FOGBV is derived from the results of Transfer pricing study carried out by KPMG in 2019 for arriving at a pricing on an arms-length basis. The same discount was being offered uniformly to all other shareholders of FOGBV and their affiliates.
vi.	Expected value of RPT for 2024-25	₹ 4,000 crore
vii.	Tenure of the RPT	One year i.e. for 2024-25
viii.	Justification for RPT with the RP	Purchase of Crude Oil for further processing in the refineries of the company to meet the demand of petroleum products as well as to diversify the basket of crudes available to the Company.
ix.	Value of RPT as % of IndianOil's consolidated turnover of ₹ 9,51,409.94 crore for the year 2022-23	0.42%
x.	Maximum value of RPT during 2024-25	10% of the consolidated turnover of the Company in the preceding Financial Year.

None of the Directors / Key Managerial Personnel of the Company / their relative in any way is interested or concerned in the resolutions mentioned at item nos. 5, 6, 7, 8, 9, 10, 11, 12, 13, 14 & 15 except as given below:

- Shri S. M. Vaidya, Chairman of IndianOil, who is a Non-Executive Director on the Board of Petronet LNG Ltd.;
- Shri Satish Kumar Vaduguri, Director (Marketing) of IndianOil, who is Non-Executive Chairman on the Board of IndianOil Petronas Pvt. Ltd.;
- Shri Sanjay Kaushal, CFO of IndianOil, who is Non-Executive Director on the Board of IndianOil Petronas Pvt. Ltd.;
- Shri Sujoy Choudhury, Director(P&BD), who is Non-Executive Director on the Board of Lanka IOC PLC, Sri Lanka;
- Ms. Sukla Mistry, Director (Refineries), who is Non-Executive Chairperson on the Board of Cauvery Basin Refinery and Petrochemicals Ltd.

The Board recommends the Ordinary Resolutions as set out in the Notice for approval by the Members.

Item No. 16

To ratify the remuneration of the Cost Auditors for the Financial Year ending March 31, 2024.

The Board, on the recommendation of the Audit Committee, has approved the appointment of following Cost Auditors at an aggregate remuneration of ₹ 22.70 lakh plus applicable taxes and out of pocket expenses to conduct the audit of the cost records of the various units of the Company for the Financial Year ending March 31, 2024:

Sl. No.	Name of the Cost Auditor	Audit Fees (₹)
1.	Chandra Wadhwa & Co., New Delhi	4,90,000
2.	R. J. Goel & Co., New Delhi	3,10,000
3.	Mani & Co., Kolkata	2,70,000
4.	Balwinder & Associates, New Delhi	3,40,000

Sl. No.	Name of the Cost Auditor	Audit Fees (₹)
5.	Bandyopadhyaya Bhaumik & Co., Kolkata.	3,20,000
6.	ABK & Associates, Mumbai	3,60,000
7.	Vivekanandan Unni & Associates, Chennai	1,80,000
TOTAL		22,70,000

In accordance with the provisions of Section 148 of the Act read with the Companies (Audit and Auditors) Rules, 2014, the remuneration payable to the Cost Auditors has to be ratified by the members of the Company.

Accordingly, consent of the members is sought by passing an Ordinary Resolution for ratification of the remuneration payable to the Cost Auditors for the Financial Year ending March 31, 2024, as approved by the Board.

None of the Directors / Key Managerial Personnel of the Company / their relatives are, in any way, interested or concerned financially or otherwise in the resolution.

The Board recommends the Ordinary Resolutions as set out in the Notice for approval by the Members.

Registered Office:

IndianOil Bhavan,
G-9, Ali Yavar Jung Marg,
Bandra (East),
Mumbai - 400 051

Date: July 27, 2023

By Order of the Board of Directors

Sd/-
(Kamal Kumar Gwalani)
Company Secretary
(ACS: 13737)



IndianOil
The Energy of India

ENERGY BRANDS

That make a difference





IndianOil

Indian Oil Corporation Limited

Registered Office : IndianOil Bhavan, G-9, Ali Yavar Jung Marg,
Bandra (East), Mumbai-400051, Maharashtra

[f /IndianOilCorpLimited](#) [t /IndianOilcl](#) [v /indianoilcorporationlimited](#) [i /indianoilcorp](#)

