



REF: IOC/BGR/ENV/DHDT/MoEF&CC/2017-18 /02

Date: 12.06 2018

To

**The Chief Conservator of Forests
Ministry of Environment & Forests & Climate Change
Regional Office, North East Region
Law-U-SIB, Lumbatngen, Near M.T.C. Workshop,
Shillong – 793021**

**Subject: Half yearly Report for the period of (1st October 2017 to 31st March 2018) for
Diesel Hydro Treatment Plant**

Dear Sir,

With reference to above, we are enclosing the Six Monthly Report for the period of **1st October 2017 to 31st March 2018** for your kind perusal. The reports are being sent as per EIA Rules'2006 on the "Environmental Clearances" issued by MoEF&CC to Bongaigaon Refinery (BGR), for "Diesel Hydro Treatment Project".

Thanking you,

Yours faithfully,

(A.Basumatary)
DGM (HSE)

Copy to:

1. Member Secretary, Pollution Control Board, Assam
Bamunimaidam, Guwahati - 781 021
2. Zonal Officer, Central Pollution Control Board
Eastern Zonal Office, 'TUM-SIR', Lower Motinagar,
Near Fire Brigade H.Q., Shillong – 793014

Half yearly Report for “Diesel Hydro Treatment Plant”

For the period (1st October 2017 to 31st March 2018)



Submitted by:

Indian Oil Corporation Limited

Bongaigaon Refinery

PO: Dhaligaon. District: Chirang. Assam

Diesel Hydro-treatment Project,

MoEF letter No. J.11011/78/2001-IA-II (I) dated 25/06/2002.
Renewal of "Environment Clearance" by MoEF on 01.05.2006

Six Monthly Status Report for the period: (1st October 2017 to 31st March 2018)

Sl. No	Conditions	Status
1.	Specific & General conditions Compliance status of Diesel Hydrotreatment Project.	Annexure- A
2.	Six monthly Stack Monitoring/ Air Quality Data	Furnished in Appendix-A1
3.	Six monthly effluent discharged quantity, Quality	Furnished in Appendix-A2
4.	Tree Plantation Data	Furnished in Appendix-A3
5.	Additional Information	Furnished in Appendix-A4
6.	Quarterly Fugitive Emission Reports.	Furnished in Appendix-A5
7.	Annual return of hazardous waste	Furnished in Appendix-A6(a)
8.	Authorization from PCBA under Hazardous Waste (Management , Handling and Transboundary Movement Rules 2008)	Furnished in Appendix-A6(b)
9.	Details of Waste water treatment and disposal system	Furnished in Appendix-A7
10.	Quarterly Noise Survey Reports.	Furnished in Appendix-A8
11.	Status of Rainwater Harvesting	Furnished in Appendix-A9
12.	Screen Shot of IOCL Website upload of report	Furnished in Appendix-A10
13.	Organogram of HSE Department	Furnished in Appendix-A11
14.	Gazette Notification of BGR Quality Control laboratory (QC Lab) approval under Environment (Protection) Act	Furnished in Appendix-A12
15.	Employees Occupational Health Check up Status	Furnished in Appendix-A13
16.	Flare system.	Furnished in Appendix-A14

ANNEXURE-A:

Sr. No	Specific Conditions	Compliance Status
i	The company must comply with conditions and safeguards stipulated by the Ministry while granting environmental clearance to the refinery expansion project expansion project vide Ministry's OM No. J-11011/24/90-IA II (I) dated 3 rd June 1991	All conditions of the clearance are complied and verified by statutory agencies time to time. (Please Refer to compliance report of Refinery Expansion Project.)
ii	A comprehensive risk assessment study for the complex must be undertaken and report submitted to the Ministry before commissioning of the Diesel hydro-treatment project.	<ol style="list-style-type: none"> 1. Rapid Risk Analysis (RRA) was carried by M/s EIL in September'2006, and a copy of the report was also submitted to your good office vide our letter No. BRPL/ENV/MS-MAX/06-07/03 dated 08.11.2006. 2. Comprehensive Risk Assessment was conducted by M/s Chilworth Technology Pvt. Ltd. was submitted on 11.10.2010. 3. Post commissioning, fresh CRA was carried out by M/S CGC Converse Technologies in 2016.
iii	The company must formulate and firm up a scheme/action plan for handling the oily sludge which is presently being disposed off into the oil sludge lagoon. The firmed up plan must be submitted to the Ministry within one year.	M/s Balmer Lawrie & Co. Limited was awarded the contract of mechanized processing of oily sludge. A confined bio reactor was commissioned in July 2017 in association with IOCL R&D to treat oily sludge. Till March'2018 370 MT of oily sludge has been processed in the bio- reactor.
iv	The project proponent shall also comply with all the environmental protection measures to mitigate the risks including the following:	Taken care of all the environmental protection measures and safeguards recommended in the EMP and risk analysis report and also revised CPCB guidelines etc. in design stage itself.
v	a. Provision of double mechanical seal for the pumps handling H ₂ S to reduce the frequency of failure	Taken care of in design stage & available in process data sheets of respective pumps in BDEPs.
	b. Provision of adequate no. of H ₂ S detector (s) in appropriate locations of the plant for early detection of the leak so that the release duration and hence the hazardous consequence is reduced.	Following no. of H ₂ S detectors along with HC/H ₂ detectors provided in various process units under DHDT project as on 31 st Dec'2018. DHDT : (HC = 7, H ₂ S = 5, H ₂ = 9) HGU : (HC = 10, CO = 4, H ₂ = 4) ARU : (H ₂ S = 7 & HC=1) SWSU : (H ₂ S=6 & HC=1) SRU : (H ₂ S=14, HC=3 & H ₂ =2) DHDT-Utility Area: (H ₂ S=3, HC=8, H ₂ = 3
	c. Provision of emergency stop button for rich amine group in the control room to stop the pump.	Taken care of in design stage & indicated in respective P&IDs.

Sr. No.	Specific Conditions	Compliance Status
vi	Government of Assam (Dept. of Forest and Wildlife), must prepare a contingency plan to mitigate the adverse impact of the increased human activities on the wildlife habitat around the refinery, mainly w.r.t. Golden Langur. Funds for implementing mitigation strategies should be provided by the company. The refinery should also arrange to provide free gas to the villagers residing within Kakijana reserved forests as well as residents of Hapachara, Garegaon, Gorapara, Rabhapura and Chitkagaon, so that felling of trees for fuel wood is reduced .A comprehensive Action Taken Repot should be submitted within one year.	BGR requested to MoEF for exemption of these conditions vide letter no. ENV/STAT/01/01 dated 31.07.2002.

Sr. No.	General Conditions	Compliance Status
i	The project authority must adhere to the stipulations made by Assam State Pollution Control Board and State Government.	Stipulations made in the environmental clearance of the project are being addressed during detailed engineering also. The same has been addressed in the Basic Engineering Design Package, wherever applicable.
ii	No expansion or modification of the plant should be carried out without prior approval of this Ministry.	Noted
iii	Handling, manufacturing, storage and transportation of hazardous chemicals should be carried out in accordance with the Manufacturing, storage and transportation of hazardous chemicals Rules, 1989, as amended in 1991. Permission from State and Central nodal agencies in this regard must be obtained.	Complied. Authorization under Hazardous Waste (Management, Handling & Trans-boundary Movement Rules 2008) obtained from PCBA and valid upto 28 th February 2019. Annual Hazardous waste return is attached as appendix-7(a) Authorisation attached as Appendix –A6 (b).
iv	Hazardous wastes, if any, must be handled and disposed as per Hazardous waste (Management and handling) Rules, 2008. Authorization from State Pollution Control Board in this regard must be obtained.	Complied. Authorization from PCBA for Hazardous and Other Waste (Management, Handling and Trans-boundary Movement Rules 2008) is attached as Appendix – A6 (b)
v	Adequate provisions for infrastructure facilities such as water supply, fuel, sanitation etc. should be ensured for construction workers during the construction phase so as to avoid felling of trees and pollution of water and the surrounding.	Infrastructure facilities like water supply, canteen facility, sanitation were provided during the project construction period to the workers.
vi	The overall noise levels in and around the plant area should be kept well within the standards (85 dBA) by providing noise control measures including acoustic hoods, silencers, enclosures etc, on all sources of noise generation. The ambient noise levels should conform to the standards prescribed under EPA Rules, 1989 viz. 75 dBA (day time) and 70 dBA (night time).	(a) Taken care of in design stage and mentioned in process data sheets for various equipments wherever applicable in BDEPs. (b) All precautionary measures are taken at the construction site to control the noise level & present activities do not generate noise of high db. However quarterly noise survey is regularly conducted. (c) Taken care during implementation of the project. Quarterly Noise Survey is being carried out regularly. Quarterly Reports for the period of 1st October 2017 to 31st March 2018 are attached as Appendix A8.

Sr.No.	General Conditions	Compliance Status
vii	Occupational health Surveillance of the workers should be done on a regular basis and records maintained.	Complied. Attached as Appendix A13
viii	A separate environmental management cell with full fledged laboratory facilities to carry out various management and monitoring functions should be set up under the control of Senior Executive.	BGR is having a separate environmental management cell of HSE department and full fledged laboratory to carry-out environment management and monitoring functions. Organogram of HSE Department is attached as Appendix-A11. BGR Quality Control laboratory (QC Lab) is NABL accredited and CPCB approved under Section 12& 13 of Environment (Protection) Act 1986 and notified in the Govt. of India Gazette no. 272 dated July 4, 2016 vide notification number Legal 42(3)/ 87 dated 7th March 2016. (Copy attached as Appendix-A12)
ix	The funds earmarked for the environmental protection measures should be reported to this Ministry and SPCB.	Expenditure for the financial year 2017-18 was Rs.534.43 Lacs and budget estimate for 2018-19 is Rs 600 Lacs.
x	Six monthly status report on the project vis-a-vis Implementation of environmental measures should be submitted to this Ministry (Regional Office, Shillong/ CPCB/ SPCB).	Complied. Last six monthly compliance report along with soft copy was submitted vide, IOC/BGR/ENV/DHDT/MoEF&CC/2017-18/01, Date: 20.12.2017. The six monthly compliance report was also displayed on the Website of the Company. Screen shot attached as Appendix A10
xi	The project proponent should advertise in at least two local newspapers widely circulated in the region around the project, one of which shall be in the vernacular language of the locality concerned informing that the project has been accorded environmental clearance by the Ministry and copies of the clearance letter are available with State Pollution Control Board/Committee and may also be seen at Website of the Ministry and Forests at http://envfor.nic.in The advertisement should be made within 7 days from the date of issue of the clearance letter and a copy of the same should forwarded to Ministry's Regional Office at Shillong.	Complied.
xii	The Project Authorities should inform the Regional Office as well as the Ministry the date of financial closer and final approval of the project by the concerned authorities and the date of land development work.	Board of Directors of the Company has approved revised cost estimate of Rs.1701.52 Crore. Last capitalization date is 06.06.2015. The initial capitalization date is 13.08.2011 (Original approved cost is Rs. 1431.91 crore) for this project on 28th May, 2008. Financial closure of DHDT Project is not complete because of some pending issues of GTG package, which is part of DHDT Project, financial closure of DHDT Project is not yet complet

Sr. No	CONDITIONS (As given in concurrence to changes in Env. Clearance dated May 1, 2006)	
i	The total SO ₂ emission level from the unit after the proposed up gradation shall not exceed 40 kg/MT of the feed.	Taken care in design stage itself.
ii	The company shall comply with the revised standards of NO _x emission.	
iii	The total effluent generation shall not exceed 7.9 m ³ /hr The fresh water consumption shall not exceed 275 m ³ /hr.	
iv	No further modernization of project shall be carried out without prior permission of this Ministry.	<p>EC was granted by MoEF&CC to BGR for IndMax & BS-VI projects vide letter F. no.J11011/48/2016-IA-II (I), Dated 19th Apr'2017.</p> <p>The project aims to enhance expansion of Crude processing from 2.35 to 2.7 MMTP, DHDT capacity from 1.2 to 1.8 MMTP, HGU from 25 KTPA to 30 KTPA, CRU-MSQ revamp and SDS unit.</p>
v	The company shall comply with the conditions stipulated in the clearance order of even no. dated 25 th June, 2002.	Complied.
vi	The company shall carry out a comprehensive risk assessment study and a copy submitted to the Ministry before commissioning of the Diesel Hydro Treatment Project.	<p>M/s. Chilworth Technology Pvt. Ltd., New Delhi submitted Final report of Comprehensive Risk Assessment (CRA) on 11.10.2010.</p> <p>Fresh CRA study has also been conducted thru' outsourced M/s. CGC Techno Lab Pvt. Ltd, Hyderabad. Final Report received in June, 2016.</p>

Status of Diesel Hydro-Treatment Project

(1st October 2017 to 31st March 2018)

**Environmental Clearance for Diesel Hydro-treatment Project,
MoEF's Letter No. J.1101/78/ 2001- IA- II (I) dated 25/06/2002**

Status:

Following are some of the important mile stones towards implementing of the project:

1. Renewal of "Environment Clearance" from the Ministry of Environment & Forests:

The Ministry of Environment & Forests had conveyed its 'No Objection' to the proposed revised Diesel up gradation project at Indian Oil - Bongaigaon Refinery vide their letter No.J-II0II/78 /2001- IA 11(1) dated 01.05.2006.

2. Renewal of "NOC" from State Pollution Control Board:

Pollution Control Board of Assam had renewed the NOC vide their letter No. WB/Z-II/T-1 345/2000-2001/138 Dated Guwahati, the 8th May, 2006

3. Board approval for Project:

Board of Directors of IOCL has approved revised cost estimate of **Rs.1701.52** Crore (original approved cost is Rs. 1431.91 crore) for this project.

4. Fresh REIA & RRA Study:

REIA & RRA study for the project was carried out by M/s EIL, New Delhi. Final report was submitted in September, 2006.

Further, HAZOP study for DHDT unit (13.12.06 to 22.12.06), Sulfur Block (15.01.07 to 24.01.07), HGU (08.10.07 to 12.10.07) and OSBL Utilities & Off sites (16.10.07 to 17.10.07) completed and reports submitted by EIL on 04.01.07, 17.02.07, 27.10.07 & 31.10.07 respectively.

Fresh HAZOP study completed by **Asia Pacific Risk Management Services Pvt. Ltd in February 2014**

Further, Fresh EIA & RRA for New Projects conducted in 2015-16 by M/s ABC Techno Lab Pvt. Ltd, Chennai

1. Commissioning of various units under DHDT project:

- a) All the utilities & off sites viz. LP steam, MP steam, VHP steam, Service Water, DM water, Drinking water, Nitrogen, Process Air, Inst. Air, CK, Slop, GO, FG lines commissioned
- b) H₂ unloading & Storage facility along with H₂ unloading Compressor commissioned
- c) All the Seven Feed tanks commissioned
- d) Nitrogen Plant & Flare System commissioned
- e) Hydrogen Generation Unit (HGU) commissioned in March, 2011
- f) Diesel Hydro Treatment (DHDT) Unit has been commissioned in August, 2011.
- g) Amine Absorption Unit & Sour Water Stripping Unit commissioned
- h) Sulfur Recovery Unit (SRU) commissioned in December, 2012.
- i) Gas Turbine Generator (GTG) with Heat Recovery Steam Generator (HRSG) commissioned in May, 2013.

3.0

APPENDIX –A1

STACK MONITORING DATA: (1st October 2017 to 31st March 2018)

A. SO₂ Emission (mg/Nm³):

Stacks	Emission Std.	Observed value		
		Min	Avg.	Max
CDU-I	For F.O. = 1700 For F.G. = 50	22	200	854
CDU-II		9	192	423
DCU-I		9	123	367
DCU-II		8	230	531
CPP		20	249	714
Reformer		9	12	14
HO-1		10	13	16
Isomerisation		9	13	15
DHDT		14	15	18
HGU		1	4	48
SRU		85	427	995
GTG		3	25	169

B. NO_x Emission (mg/Nm³):

Stacks	Emission Std.	Observed value		
		Min	Avg.	Max
CDU-I	For F.O. = 450 For F.G. = 350	20	46	92
CDU-II		31	32	36
DCU-I		3	41	58
DCU-II		7	87	114
CPP		166	257	827
Reformer		57	100	110
HO-1		58	76	126
Isomerisation		54	69	78
DHDT		13	85	239
HGU		3	23	134
SRU		No Analyser		
GTG		12	30	85

C. PM Emission (mg/Nm³):

Stacks	Emission Std.	Observed value		
		Min	Avg.	Max
CDU-I	For F.O. = 100 For F.G. = 10	1.1	5.2	12.5
CDU-II		0.1	4.8	13.7
DCU-I		2.4	7.5	10.0
DCU-II		0.8	2.3	35.6
CPP		1.1	2.7	7.9
Reformer		1.2	1.2	1.3
HO-1/2		4.5	5.3	6.4
Isomerisation		0.2	0.8	2.5
DHDT		0.9	2.1	2.9
HGU		0.2	0.7	8.0
SRU		16.6	24.2	96.8
GTG		1.1	1.2	1.9

STACK MONITORING DATA :(1st October 2017 to 31st March 2018)

D. CO Emission (mg/Nm³)

Stacks	Emission Std.	Observed value		
		Min	Avg.	Max
CDU-I	For F.O. = 200 For F.G. = 150	3.5	21.0	106.2
CDU-II		0.8	37.4	118.1
DCU-I		9.0	22.2	34.4
DCU-II		1.0	77.1	135.7
CPP		23.4	34.4	107.0
Reformer		17.6	18.7	20.6
HO-1/2		16.4	18.7	32.2
ISOMERISATION		17.6	18.7	20.6
DHDT		7.2	34.8	136.0
HGU		4.0	17.6	20.0
SRU		2.5	20.8	29.1
GTG		1.1	2.9	4.9

E. Ni + V Emission (mg/Nm³):

Stacks	Emission Std.	Observed value		
		Min	Avg.	Max
CDU-I	For F.O. = 5	BDL	BDL	BDL
CDU-II		BDL	BDL	BDL
DCU-I		BDL	BDL	BDL
DCU-II		BDL	BDL	BDL
CPP		BDL	BDL	BDL
Reformer		BDL	BDL	BDL
HO-1/2		BDL	BDL	BDL
ISOMERISATION		BDL	BDL	BDL
DHDT		BDL	BDL	BDL
HGU		BDL	BDL	BDL
SRU		BDL	BDL	BDL
GTG		BDL	BDL	BDL

AMBIENT AIR QUALITY AROUND BGR COMPLEX
(Average of monthly sample Schedule – VII)
(1st October 2017 to 31st March 2018)

	Station	Continuous Monitoring Station	Near Tube Well No.14	Near LPG Bottling plant	Rural Health Centre	Bartala Rail Gate	Near TW No.7 in Township
1	SO₂ (Std. 50/80 µg/m³)						
	Min	1.28	4.2	4.5	4.5	4.5	4.2
	Average	9.88	5.9	6.3	6.9	6.8	5.7
	Max	22.27	7.8	8.2	8.8	8.5	6.8
	No. of observation	Continuous	52	52	52	52	52
2	NO₂ (Std. 40/80 µg/m³)						
	Min	9.0	9.0	9.5	9.2	9.2	9.2
	Average	9.5	11.0	11.3	11.9	11.3	10.3
	Max	10.3	13.5	13.8	14.8	13.5	11.8
	No. of observation	Continuous	52	52	52	52	52
3	PM-10 (Std. 60/100 µg/m³)						
	Min	29.0	32.0	36.0	42.0	45.0	35.0
	Average	30.1	49.5	52.2	60.1	57.8	49.1
	Max	35.2	68.0	68.0	76.0	74.0	60.0
	No. of observation	Continuous	52	52	52	52	52
4	PM-2.5 (Std. 40/60 µg/m³)						
	Min	1.3	17.0	17.0	20.0	22.0	15.0
	Average	7.9	25.9	26.9	30.9	29.3	24.3
	Max	32.4	36.0	35.0	39.0	38.0	32.0
	No. of observation	Continuous	52	52	52	52	52
5	Ammonia (Std. 100/400 µg/m³)						
	Min	4.1	6.5	6.5	6.8	6.5	6.2
	Average	4.7	9.1	9.4	10.5	10.1	8.0
	Max	5.5	12.2	12.5	13.2	13.5	11.5
	No. of observation	Continuous	52	52	52	52	52
6	Pb (Std. 0.5/1.0 µg/m³)						
	Min		BDL	BDL	BDL	BDL	BDL
	Average		BDL	BDL	BDL	BDL	BDL
	Max		BDL	BDL	BDL	BDL	BDL
	No. of observation		52	52	52	52	52

7	Arsenic (As) (Std. 6 ng/m3)						
	Min		BDL	BDL	BDL	BDL	BDL
	Average		BDL	BDL	BDL	BDL	BDL
	Max		BDL	BDL	BDL	BDL	BDL
	No. of observation		52	52	52	52	52
8	Ni (Std. 20 ng/m3)						
	Min		BDL	1.2	1.2	1.5	BDL
	Average		BDL	1.2	2.0	2.1	BDL
	Max		BDL	1.2	2.8	2.6	BDL
	No. of observation		52	52	52	52	52
9	CO (Std. 2/4 mg/m3)						
	Min	0.01	BDL	0.1	0.2	0.1	BDL
	Average	1.1	BDL	0.1	0.2	0.2	BDL
	Max	3.9	BDL	0.1	0.3	0.3	BDL
	No. of observation	Continuous	52	52	52	52	52
10	Ozone (Std.100/180 µg/m³ for 8 hrs/1 hr)						
	Min	18.4	8.0	8.0	6.0	8.0	6.0
	Average	35.8	14.0	14.1	14.1	13.0	12.1
	Max	49.0	25.0	25.0	25.0	24.0	22.0
	No. of observation	Continuous	52	52	52	52	52
11	Benzene (Std. 5 µg/m³)						
	Min	0.01	BDL	0.2	BDL	BDL	BDL
	Average	0.25	BDL	0.2	BDL	BDL	BDL
	Max	2.23	BDL	0.2	BDL	BDL	BDL
	No. of observation	Continuous	52	52	52	52	52
12	Benzo (a) Pyrene (Std. 1 ng/m³)						
	Min		BDL	BDL	BDL	BDL	BDL
	Average		BDL	BDL	BDL	BDL	BDL
	Max		BDL	BDL	BDL	BDL	BDL
	No. of observation		52	52	52	52	52

Average of Six Stations

Parameter	SO₂	NO₂	PM-10	PM-2.5	NH₃	Pb	As	Ni	Benzo (a) Pyrene	CO	C₆H₆	O₃
Unit	µg/m³						ng/m³			mg/m³	µg/m³	
NAAQ Std. 2009	50/80	40/80	60/100	40/60	100/400	0.5/1.0	Max 6	Max 20	Max 1	2/4	Max 5	100/180
Min	1.3	9.0	29.0	1.3	4.1	BDL	BDL	1.2	BDL	0.01	0.01	6.0
Average	6.9	10.9	49.8	24.2	8.6	BDL	BDL	1.8	BDL	0.4	0.20	17.2
Max	22.3	14.8	76.0	39.0	13.5	BDL	BDL	2.8	BDL	3.9	2.23	49.0

APPENDIX-A2

Effluent Discharged (Figure in M³/Hr): (1st October 2017 to 31st March 2018)

A	Industrial Effluent M³/Hr	164.53
B	Domestic Effluent from BGR Township M³/Hr	46.47
C	Total Effluent Treated (A + B) M³/Hr	211.0
D	Treated Effluent Reused M³/Hr	207.19
E	Effluent Discharged M³/Hr	3.81
F	M³ of Effluent discharged for 1000 tons of Crude processed	13.58

1. Treated Effluent Quality

(1st October 2017 to 31st March 2018)

Sl. No	Parameter	Std,2008	Min	Avg.	Max
1	p ^H value	6.0 - 8.5	6.5	7.4	8.5
2	Oil and Grease, mg/l	5.0	1.0	1.1	1.5
3	Bio-Chemical Oxygen Demand (3 Day at 27°C), mg/l	15.0	4.0	8.6	14.8
4	Chemical Oxygen Demand (COD), mg/l	125.0	40.0	67.8	121.0
5	Suspended solids, mg/l	20.0	4.0	12.3	19.5
6	Phenolic compounds (as C ₆ H ₅ OH), mg/l	0.35	0.010	0.037	0.330
7	Sulphide (as S), mg/l	0.50	0.08	0.16	0.42
8	CN mg/l	0.20	BDL	BDL	BDL
9	Ammonia as N, mg/l	15.0	1.05	1.15	1.24
10	TKN, mg/l	40.0	4.20	4.68	5.20
11	P, mg/l	3.0	0.26	0.27	0.28
12	Cr (Hexavalent), mg/l	0.10	-	BDL	-
13	Cr (Total), mg/l	2.0	-	BDL	-
14	Pb, mg/l	0.10	-	BDL	-
15	Hg, mg/l	0.01	-	BDL	-
16	Zn, mg/l	5.0	0.18	0.225	0.280
17	Ni, mg/l	1.0	-	BDL	-
18	Cu, mg/l	1.0	0.03	0.035	0.040
19	V, mg/l	0.20	-	BDL	-
20	Benzene, mg/l	0.10	-	BDL	-
21	Benzo (a) pyrene, mg/l	0.20	-	BDL	-

EFFLUENT QUALITY

2. Final Outlet (From the Complex) Effluent Quality

(1st October 2017 to 31st March 2018)

Sl. No.	Parameter	Std 2008	Min	Avg.	Max
1	p ^H value	6.0 - 8.5	6.5	7.3	9.0
2	Oil and Grease, mg/l	5.0	1.0	1.5	2.2
3	Bio-Chemical Oxygen Demand (3 Days at 27° C), mg/l	15.0	3.6	8.2	15.0
4	Chemical Oxygen Demand (COD), mg/l	125.0	45.0	64.0	91.0
5	Suspended Solids, mg/l	20.0	4.0	10.2	19.0
6	Phenolic compounds (as C ₆ H ₅ OH), mg/l	0.35	0.02	0.08	0.30
7	Sulphide (as S), mg/l	0.50	0.1	0.3	0.5
8	CN, mg/l	0.20	BDL	BDL	BDL
9	Ammonia as N , mg/l	15.0	2.10	2.48	2.80
10	TKN, mg/l	40.0	4.80	5.25	5.60
11	P, mg/l	3.0	0.24	0.26	0.28
12	Cr (Hexavalent), mg/l	0.10	-	BDL	-
13	Cr (Total), mg/l	2.0	-	BDL	-
14	Pb, mg/l	0.10	-	BDL	-
15	Hg, mg/l	0.01	-	BDL	-
16	Zn, mg/l	5.0	0.3	0.283	0.3
17	Ni, mg/l	1.0	-	BDL	-
18	Cu, mg/l	1.0	0.04	0.045	0.05
19	V, mg/l	0.20	-	BDL	-
20	Benzene, mg/l	0.10	-	BDL	-
21	Benzo (a) pyrene, mg/l	0.20	-	BDL	-

**Tree Plantation
(1st October 2017 to 31st March 2018)**

The entire area inside BGR covers with Greenery through massive plantation activities. Through massive plantation work and by giving protection to natural forest growth in side BGR premises, the entire area has become green. The entire plant area where processing plant facilities do not exist has a green cover. This helps in reduction of noise and air pollution level in one hand while on the other hand provides protection to ecological features of the area. The refinery has an excellent quality environment around its complex. Natural greenery can be seen all around the complex and in all seasons of the year.

Tree Census was done by Divisional Forest Office, Chirang. As per census, 84545 numbers of plants which include trees including shrubs, ocular estimated 33000 numbers bamboos in 1150 no. bamboo culms and also trees planted by BGR during 2003 to 2012.

During, 1st April 2017 to 31st March 2018 BGR has planted 29600 nos. of trees.



WITHIN THE COMPLEX AN OLD DEBRIS YARD DEVELOPED INTO GREEN BELT



IOCL, BGR TOWNSHIP PLANTATION
Tree Plantation



IOCL, BGR TOWNSHIP PLANTATION



BIRHANGAON GOVT. STATE DISPENSARY PLANTATION

APPENDIX – A 4

Additional Information (1st October 2017 to 31st March 2018)


Effluent reused during the period was around **98.19 %** of the total effluent treated which includes plant effluent as well as BGR Township sewer.

Under the Leak Detection and Repair programme (LDAR), BGR is conducting quarterly Fugitive Emission Survey. During the period from **1st October 2017 to 31st March 2018**, **23519** potential leaky points checked and **165** Leaky points detected and rectified. By following LDAR programme in true spirit, the company could not only avoid potential loss of **50.29** MT (approx.) of light Hydrocarbon to the atmosphere through fugitive sources but also able to keep healthy work environment in the plants.

To ensure work area quality and health of equipments, quarterly noise survey was conducted covering all the operating plants, control rooms and ambient surrounding the BGR. During **1st October 2017 to 31st March 2018**, Noise Survey for two quarters of 2017 -18 has been completed and no abnormality was reported.

As a measure of Hazardous Waste Management, M/s Ballmer Lawrie & Co. Limited was awarded the contract of mechanized treatment of tank bottom sludge. Melting pit facility is available for recovering oil from oily sludge.

One old slurry thickener from Petrochemical section was converted to confined space bio-remediation reactor to treat oily sludge with help from IOCL-R&D. The process of bio-remediation started from July 2017 and at present per batch approximately 35 m3 of oily sludge is being processed. Till 31st March 2018, 370 MT of oily sludge has been processed.



BIO-REMEDICATION FACILITY OF BGR

Further two more Rain Water Harvesting (Ground Water Recharging) schemes in BGR Township have been implemented during 2016-17.

6.0

APPENDIX –A5

**Quarterly Fugitive emission Data
(1st October 2017 to 31st March 2018)**



**FUG EMISSION DATA
3RD QTR 17-18.docx**



**FUG EMISSION DATA
4TH QTR 17-18.docx**

8.0

APPENDIX-A6 (a)



Haz Waste Return
FORM-4 (2016-17).doc

9.0

Annexure –A6 (b)

**Authorization from PCBA for Hazardous Waste
(Management, Handling and Transboundary Movement Rules 2008)**



Consent under HW
Rules 2008.pdf

10.0

APPENDIX-A7

Detail of Waste water treatment and disposal system.



ETP Description.pdf

11.0

ANNEXURE-A8

Quarterly Noise Survey Data
(1st October 2017 to 31st March 2018)

HSE (ENVIRONMENT) DEPARTMENT



**NOISE SURVEY DATA
3RD QTR 17-18.docx**



**NOISE SURVEY DATA
4TH QTR 17-18.docx**

12.0

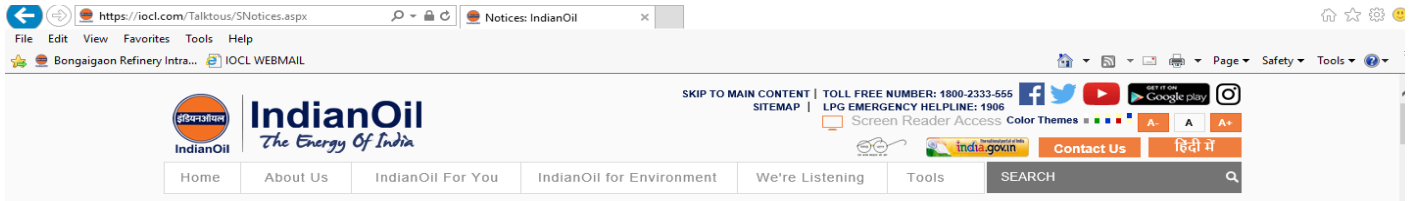
ANNEXURE-A9 Rain Water Harvesting Data

Status of Rainwater Harvesting				
Sl. No	Location	Rooftop Area In M ²	Volume of Rainwater harvesting potential (CUM)	Year of implementation
Implemented				
1	Rainwater Harvesting at Manjeera Guest House	677	1733	2008-09
2	Rainwater Harvesting at Deoshri Guest House	581	1487	2008-09
3	Mandir Complex	833	2132	2011-13
4	MANAS GUEST HOUSE	639	1636	2011-13
5	BRPL VIDYALAYA	1361	3484	2011-13
6	DPS BLOCK-I	704	1802	2011-13
7	DPS BLOCK-II	1810	4634	2011-13
8	Artificial Recharge thru' TW # 3 Roof Top water from Canteen, Cycle/Scooter Shades, CISF bldg. etc.	3134	8023	2011-13
9	Rainwater Harvesting from roof top area of Champa Club	1080	3100	2013-14
10	Rainwater Harvesting from roof top area of Refinery Club Cum Community Centre	2833	8132	2013-14
11	Rain Water Harvesting at CISF ADM Building	825	2368	2014-15
12	Rain Water Harvesting at BGREU Office	275	789	2014-15
13	CISF Barrack	1050	3013	2015-16
14	BGR Community Hall	650	1865	2015-16
15	Gallery of Football Stadium (BGR Township)	988	2529	2016-17
16	Gallery of Volleyball Stadium (BGR Township)			
	Total	17440	46727	

ANNEXURE-A10

Screen Shot of IOCL Website upload of report

Link: <https://iocl.com/Talktous/SNotices.aspx>



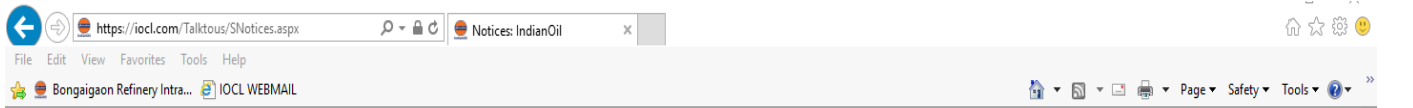
> We are Listening > Statutory Notices

Statutory Notices

- Compliance Report on Terms & Conditions of Environmental Clearance for POL Depot at Imphal, Malom Manipur **new!**
- Compliance of EC for MSQ project (Oct'17-Mar'18) – Barauni Refinery
- Compliance of EC for Augmentation of Crude Processing Capacity (Oct'17 - Mar'18) – Barauni Refinery
- Compliance of EC for BS-IV MS & HSD quality upgradation (Oct'17- Mar'18) – Barauni Refinery
- Compliance of EC for BXP (Oct'17- Mar'18) – Barauni Refinery
- Compliance of EC for CRU project (Oct'17-Mar'18) – Barauni Refinery

We are Listening

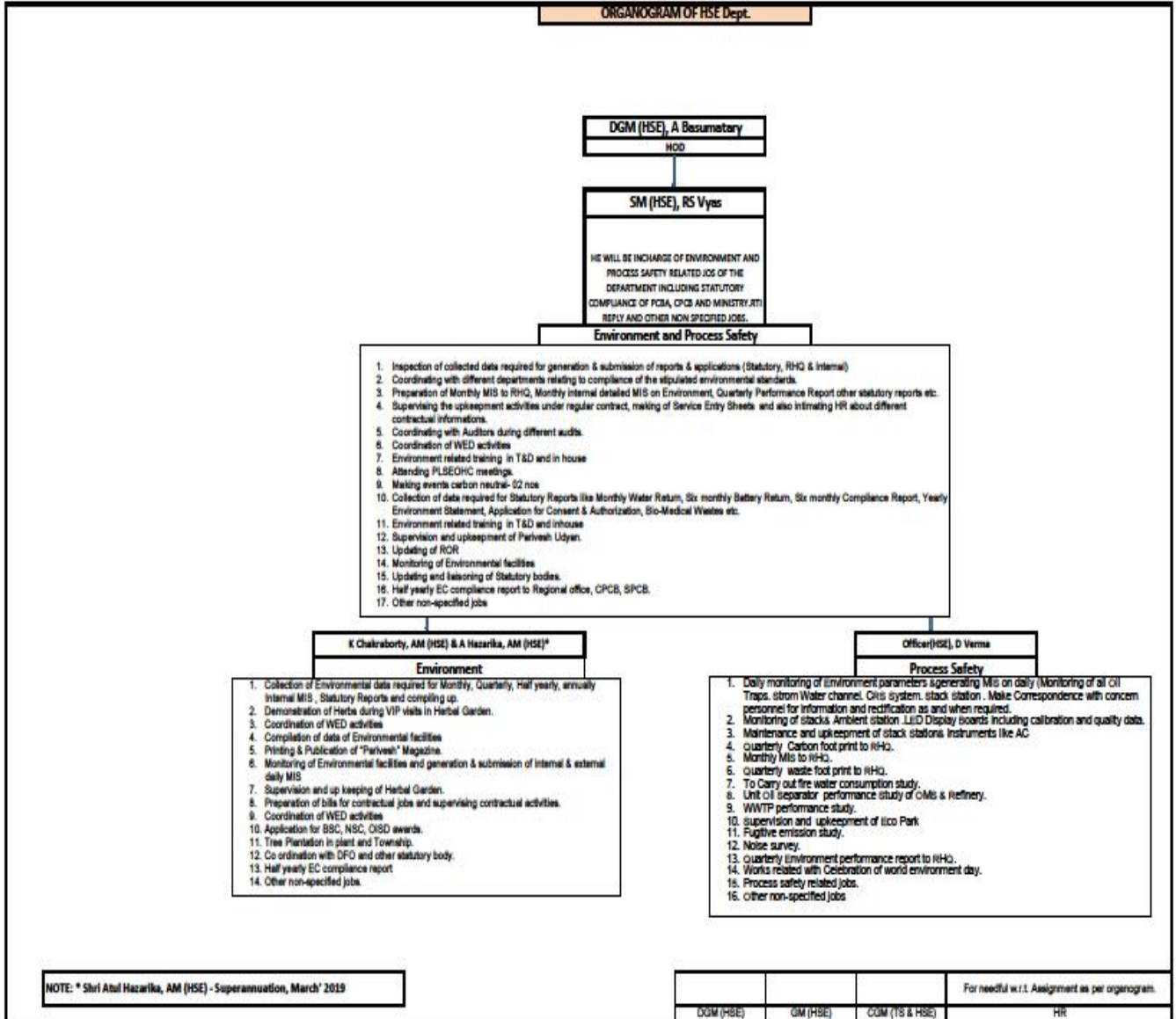
- > Help
- > PaHaI-Related Queries
- > Other LPG Queries
- > Queries on Fuel Stations



- Compliance of EC for Augmentation of Crude Processing Capacity – Barauni Refinery
- Environment Clearance : Laying of 340 KMs (12.75") pipeline with carrying capacity of 800 TMTPA from Jaipur (Rajasthan) to Panipat (Haryana) by IndianOil
- Half yearly Report for the period of 1st October 2016 to 31st March 2017, for Diesel Hydro Treatment Plant - Bongaigaon Refinery
- Half Yearly Report for the period of (1st October 2016 to 31st March 2017) for "Refinery Expansion, De-bottlenecking of Reformer and LPG facility - Bongaigaon Refinery
- Half yearly Report for the period of 1st October 2016 to 31st March 2017, for "MS Maximisation Project" - Bongaigaon Refinery
- Half yearly Report for the period of 1st October 2016 to 31st March 2017 for MS Quality Improvement Project - Bongaigaon Refinery
- Half-Yearly Compliance Report on Environmental Stipulations pertaining to Projects at Digboi Refinery including Digboi Marketing Terminal Project
- Status of EC clearance of BS-IV MS & HSD quality upgradation – Barauni Refinery
- Status of EC clearance of MSQ project – Barauni Refinery
- Status of EC clearance of BXP – Barauni Refinery
- Half yearly Report for the period of 1st April, 2016 to 30th September, 2016 for Diesel Hydro Treatment Plant - Bongaigaon Refinery
- Half yearly Report for the period of 1st April, 2016 to 30th September, 2016, for "MS Maximisation Project" - Bongaigaon Refinery
- Half yearly Report for the period of 1st April, 2016 to 30th September, 2016 for MS Quality Improvement Project - Bongaigaon Refinery
- EIA Report for Expansion of Bulk LPG Storage Capacity of LPG Bottling Plant, Pondicherry.
- Executive Summary for Expansion of Bulk LPG Storage Capacity of LPG Bottling Plant, Pondicherry.

APPENDIX-A11

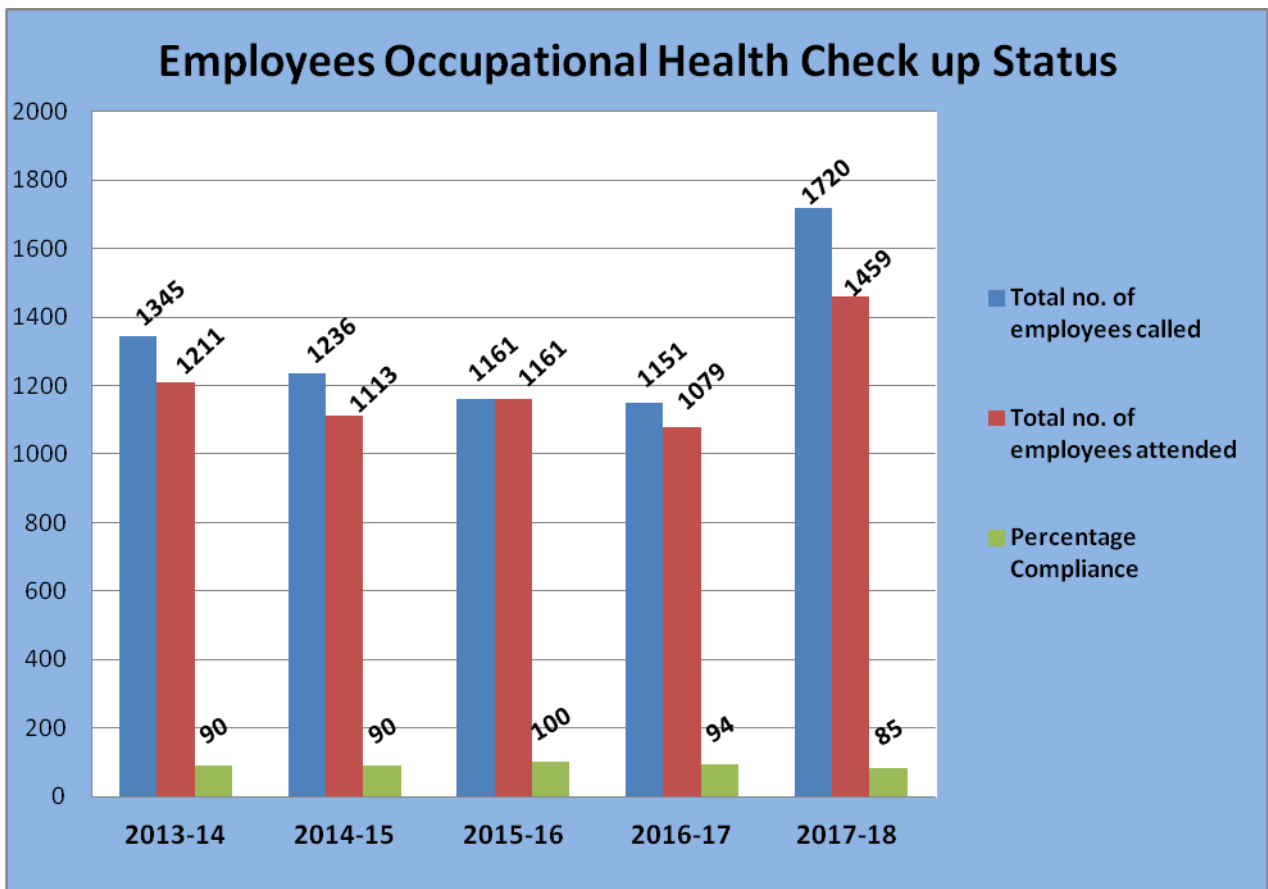
HSE Organogram of IOCL-BGR



16.0

Appendix-A13

Employees Occupational Health Check up Status



17.0

Appendix-A14

Flare system.

