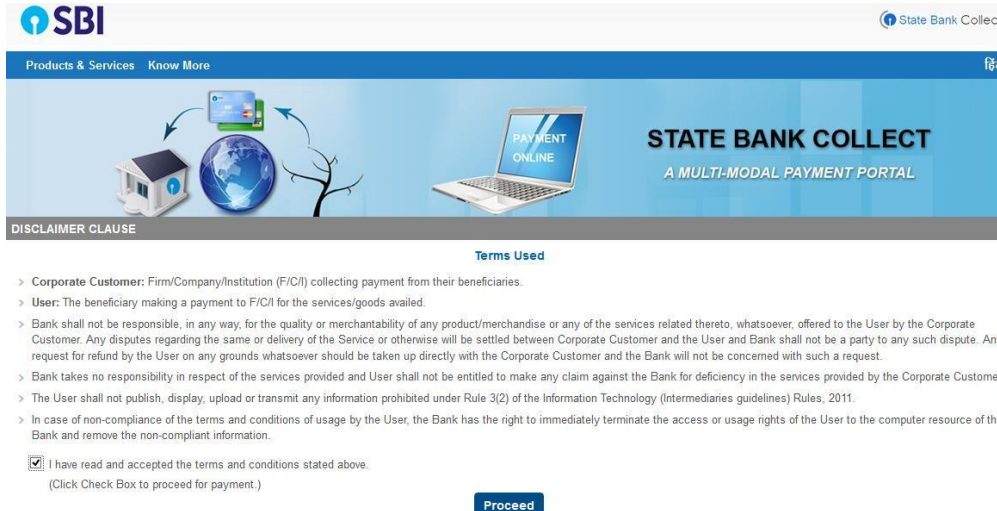


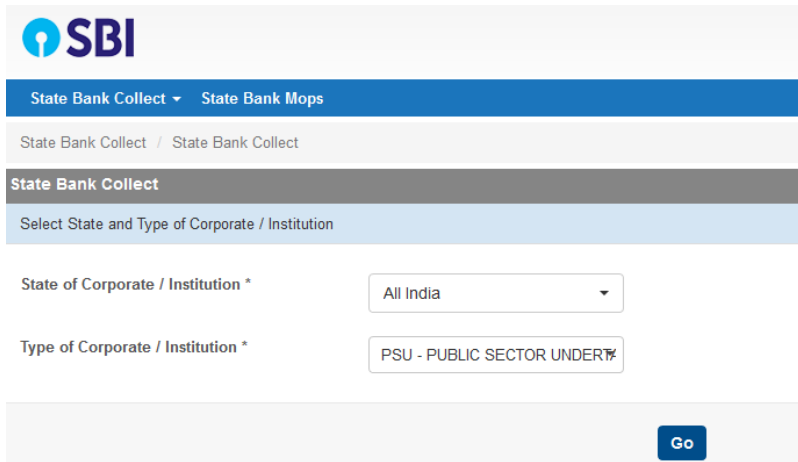
Payment Procedure for Application fee against Advt. No. BR/HR/RECTT/OR/2021

1. Go to link <https://www.onlinesbi.com/sbicollect/collecthome.htm>
2. Click on **I have read and accepted the terms and conditions stated above** checkbox and click on **Proceed**



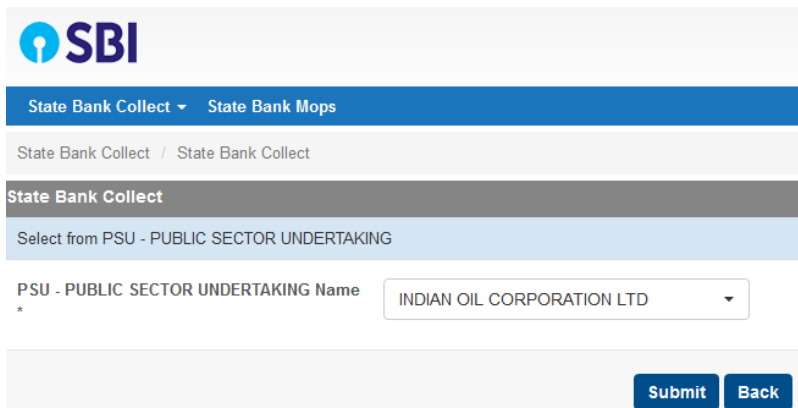
The screenshot shows the SBI State Bank Collect Payment Online Portal. The header includes the SBI logo and navigation links for 'Products & Services' and 'Know More'. The main banner features a globe, a laptop displaying 'PAYMENT ONLINE', and the text 'STATE BANK COLLECT A MULTI-MODAL PAYMENT PORTAL'. Below the banner, there is a 'Disclaimer Clause' section with several bullet points regarding corporate customer payments, user responsibilities, and bank policies. At the bottom of the disclaimer, there is a checked checkbox for 'I have read and accepted the terms and conditions stated above.' and a 'Proceed' button.

3. Under **State of Corporate / Institution** – Select **“All India”**
4. Under **Type of Corporate / Institution** – Select - **PSU – Public Sector Undertaking**
5. Then Click on **Go**



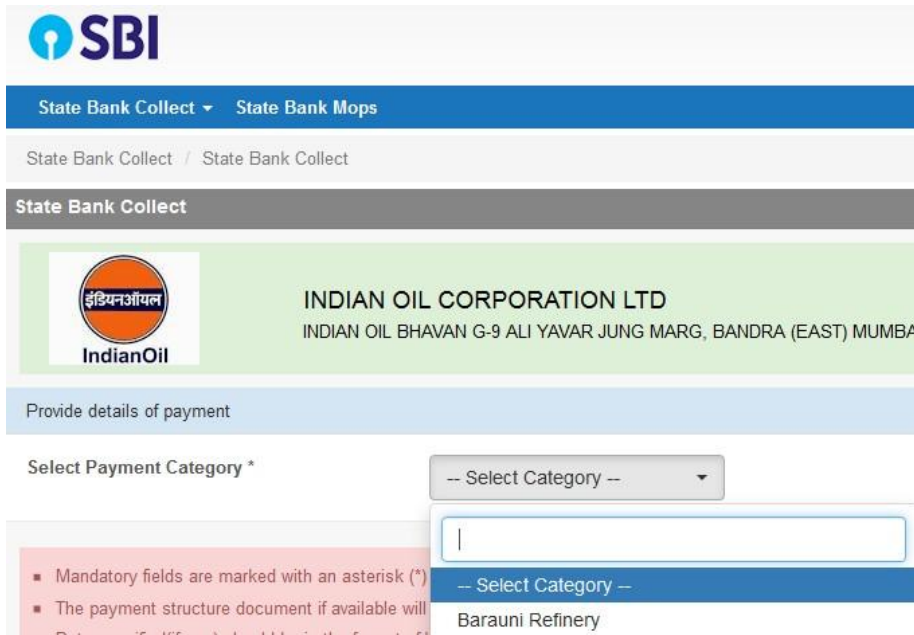
The screenshot shows the SBI State Bank Collect Selection Page. The header includes the SBI logo and navigation links for 'State Bank Collect' and 'State Bank Mops'. The main content area has a dropdown menu for 'State of Corporate / Institution' with 'All India' selected, and another dropdown menu for 'Type of Corporate / Institution' with 'PSU - PUBLIC SECTOR UNDERTAKING' selected. A 'Go' button is located at the bottom right of the selection area.

6. In **PSU/ Public Sector Undertaking Name** select **Indian Oil Corporation Limited** and click **Submit**



The screenshot shows the SBI State Bank Collect Name Selection Page. The header includes the SBI logo and navigation links for 'State Bank Collect' and 'State Bank Mops'. The main content area has a dropdown menu for 'PSU - PUBLIC SECTOR UNDERTAKING Name' with 'INDIAN OIL CORPORATION LTD' selected. At the bottom right, there are 'Submit' and 'Back' buttons.


7. Under Select Payment Category select **Barauni Refinery**



State Bank Collect ▾ State Bank Mops

State Bank Collect / State Bank Collect

State Bank Collect

 **INDIAN OIL CORPORATION LTD**
INDIAN OIL BHAVAN G-9 ALI YAVAR JUNG MARG, BANDRA (EAST) MUMBAI

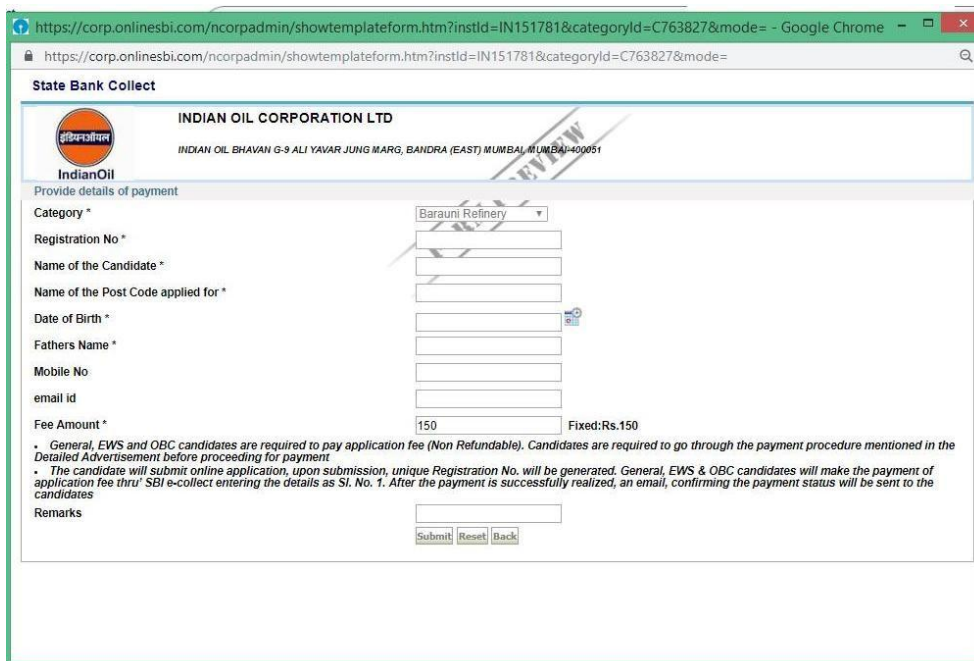
Provide details of payment

Select Payment Category *

Barauni Refinery

- Mandatory fields are marked with an asterisk (*)
- The payment structure document if available will


8. Fill all fields in form and proceed for payment



https://corp.onlinesbi.com/ncorpadmin/showtemplateform.htm?instld=IN151781&categoryld=C763827&mode= - Google Chrome

https://corp.onlinesbi.com/ncorpadmin/showtemplateform.htm?instld=IN151781&categoryld=C763827&mode=

State Bank Collect

 **INDIAN OIL CORPORATION LTD**
INDIAN OIL BHAVAN G-9 ALI YAVAR JUNG MARG, BANDRA (EAST) MUMBAI, MUMBAI-400051

Provide details of payment

Category *

Registration No *

Name of the Candidate *

Name of the Post Code applied for *

Date of Birth *

Fathers Name *

Mobile No

email id

Fee Amount * Fixed:Rs.150

General, EWS and OBC candidates are required to pay application fee (Non Refundable). Candidates are required to go through the payment procedure mentioned in the Detailed Advertisement before proceeding for payment

The candidate will submit online application, upon submission, unique Registration No. will be generated. General, EWS & OBC candidates will make the payment of application fee thru SBI e-collect entering the details as Sl. No. 1. After the payment is successfully realized, an email, confirming the payment status will be sent to the candidates

Remarks