

**S. K. MEHTA & CO.**  
Chartered Accountants  
504, Kirti Mahal,  
19 Rajendra Place,  
New Delhi – 110008

**V SANKAR AIYAR & CO.**  
Chartered Accountants  
2-C, Court Chambers,  
35 New Marine Lines,  
Mumbai – 400020

**C. K. PRUSTY & ASSOCIATES**  
Chartered Accountants  
10, Rajarani Colony,  
Tankapani Road,  
Bhubaneswar - 751014


**V. SINGHI & ASSOCIATES**  
Chartered Accountants  
Four Mangoe Lane,  
Surendra Mohan Ghosh Sarani,  
Ground Floor,  
Kolkata - 700001

---

**INDEPENDENT AUDITORS' REVIEW REPORT ON THE STANDALONE UNAUDITED FINANCIAL  
RESULTS FOR THE QUARTER ENDED 30TH JUNE 2018**

To the Board of Directors  
**Indian Oil Corporation Limited**  
New Delhi

1. We have reviewed the accompanying statement of standalone unaudited financial results (the Statement) of **Indian Oil Corporation Limited** (the Company) for the quarter ended on June 30, 2018 prepared by the Company pursuant to the requirement of Regulation 33 of the SEBI (Listing Obligations and Disclosure Requirements) Regulations, 2015 read with SEBI Circular no. CIR/CFD/FAC/62/2016 dated 5<sup>th</sup> July, 2016 except for the disclosures regarding (i) Average Gross Refinery Margin stated in note no. 3 to the statement and (ii) under-realization as appearing in note no. 4 to the statement, both of which have been traced from the disclosures made by the management. This Statement is the responsibility of the Company's Management and has been approved by the Board of Directors. Our responsibility is to issue a report on the Statement based on our review.
2. We conducted our review in accordance with the Standard on Review Engagement (SRE) 2410, 'Review of Interim Financial Information performed by the Independent Auditor of the Entity' issued by the Institute of Chartered Accountants of India. This standard requires that we plan and perform the review to obtain moderate assurance as to whether the financial statements are free of material misstatement. A review is limited primarily to inquiries of company personnel and analytical procedures applied to financial data and thus provide less assurance than an audit. We have not performed an audit and accordingly, we do not express an audit opinion.
3. Based on our review conducted as above, nothing has come to our attention that causes us to believe that the Statement read with notes thereon, prepared in accordance with the Indian Accounting Standards (Ind-AS) as specified under section 133 of the Companies Act, 2013 read with relevant rules issued there under and other recognized accounting practices and policies generally accepted in India, has not disclosed the information required to be disclosed in terms



of Regulation 33 of the SEBI (Listing Obligations and Disclosure Requirements) Regulations, 2015 read with SEBI Circular no. CIR/CFD/FAC/62/2016 dated 5<sup>th</sup> July, 2016 including the manner in which it is to be disclosed, or that it contains any material misstatement.

**For S. K. MEHTA & CO.**

Chartered Accountants

Firm Regn. No. 000478N



**(CA. ROHIT MEHTA)**

Partner

M. No. 091382

**For V SANKAR AIYAR & CO.**

Chartered Accountants

Firm Regn. No. 109208W



**(CA. G SANKAR)**

Partner

M. No. 046050

**For CK PRUSTY & ASSOCIATES**

Chartered Accountants

Firm Regn. No. 323220E



**(CA. CHANDRAKANTA PRUSTY)**

Partner

M. No. 057318

**For V. SINGHI & ASSOCIATES**

Chartered Accountants

Firm Regn. No. 311017E



**(CA. ANBUDDHA SENGUPTA)**

Partner

M. No. 051371

Place: New Delhi

Dated: August 11, 2018




STATEMENT OF STANDALONE UNAUDITED RESULTS FOR THREE MONTHS ENDED 30TH JUNE 2018

(₹ in Crore)

PARTICULARS	UNAUDITED RESULTS FOR			AUDITED RESULTS FOR
	THREE MONTHS ENDED			YEAR ENDED
	30.06.2018	31.03.2018	30.06.2017	31.03.2018
<b>A. FINANCIAL</b>				
1. Revenue from operations (Refer Note 5)	1,49,746.88	1,36,732.63	1,28,182.50	5,06,427.59
2. Other Income	585.33	248.10	1,227.50	3,414.62
<b>3. Total Income (1+2)</b>	<b>1,50,332.21</b>	<b>1,36,980.73</b>	<b>1,29,410.00</b>	<b>5,09,842.21</b>
<b>4. Expenses</b>				
(a) Cost of materials consumed	61,685.86	54,398.68	45,611.94	1,88,780.12
(b) Excise Duty	20,271.88	19,364.09	22,756.27	82,388.89
(c) Purchases of Stock-in-Trade	45,652.30	42,627.50	35,497.32	1,52,117.55
(d) Changes in Inventories (Finished Goods, Stock-in-trade and Work-In Progress)	(2,784.45)	(2,277.76)	6,719.29	2,327.50
(e) Employee benefits expense	2,368.57	2,941.85	2,426.24	10,079.41
(f) Finance Costs	1,031.06	1,302.89	738.75	3,448.44
(g) Depreciation and Amortization expense	1,787.93	1,933.63	1,721.31	7,067.01
(h) Impairment Losses	-	-	-	-
(i) Net Loss on de-recognition of Financial Assets at Amortised Cost	0.24	7.96	0.68	7.96
(j) Other Expenses	9,976.65	8,649.04	7,150.37	31,061.05
<b>Total expenses</b>	<b>1,39,990.04</b>	<b>1,28,947.88</b>	<b>1,22,622.17</b>	<b>4,77,277.93</b>
<b>5. Profit/(Loss) before Tax (3-4)</b>	<b>10,342.17</b>	<b>8,032.85</b>	<b>6,787.83</b>	<b>32,564.28</b>
<b>6. Tax Expense</b>				
- Current Tax	2,333.44	1,842.77	1,376.24	7,276.45
- Deferred Tax	1,177.60	971.98	863.08	3,941.71
	3,511.04	2,814.75	2,239.32	11,218.16
<b>7. Net Profit/(Loss) for the period (5-6)</b>	<b>6,831.13</b>	<b>5,218.10</b>	<b>4,548.51</b>	<b>21,346.12</b>
<b>8. Other Comprehensive Income</b>				
A (i) Items that will not be reclassified to profit or loss	(1,885.62)	(2,057.14)	(3,061.63)	208.15
A (ii) Income Tax relating to items that will not be reclassified to profit or loss	67.13	420.97	-	358.66
B (i) Items that will be reclassified to profit or loss	(319.15)	(39.60)	121.11	(232.42)
B (ii) Income Tax relating to items that will be reclassified to profit or loss	92.91	11.75	(34.51)	62.97
	(2,044.73)	(1,664.02)	(2,975.03)	397.36
<b>9. Total Comprehensive Income for the period (7+8)</b>	<b>4,786.40</b>	<b>3,554.08</b>	<b>1,573.48</b>	<b>21,743.48</b>
10. Paid-up Equity Share Capital (Face value - ₹10 each)	9,711.81	9,711.81	4,855.90	9,711.81
11. Other Equity excluding revaluation reserves				1,00,692.33
12. Earnings per Share (₹) (not annualized) (Refer Note 6) (Basic and Diluted) (Face value - ₹10 each)	7.21	5.51	4.80	22.52
<b>B. PHYSICAL (IN MMT)</b>				
1. Product Sales				
- Domestic	21.618	20.795	20.736	81.489
- Export	1.248	1.764	1.772	7.274
2. Refineries Throughput	17.666	17.152	17.521	69.001
3. Pipelines Throughput	22.852	22.562	21.351	85.675

Also Refer accompanying notes to the Financial Results



**Notes to Standalone Financial Results:**

- 1) The above results have been reviewed and recommended by the Audit Committee in its meeting held on 10<sup>th</sup> August 2018 and approved by the Board of Directors at its meeting held on 11<sup>th</sup> August 2018.
- 2) The Financial Results have been reviewed by the Statutory Auditors as required under regulation 33 of the SEBI (Listing Obligations and Disclosure Requirements) Regulations, 2015.
- 3) Average Gross Refining Margin for the period April - June 2018 is \$ 10.21 per bbl (April - June 2017: \$ 4.32 per bbl).
- 4) The company has accounted for Budgetary Support of ₹ 1,136.16 crore in April - June 2018 [April – June 2017: ₹ 876.38 crore] as Revenue Grants on sale of SKO (PDS) included in Revenue from operations and no under-realization is suffered by the Company on this account.
- 5) Goods and Services Tax (GST) has been implemented w.e.f 01.07.2017 wherein some of the petroleum products are still outside its ambit. Accordingly, GST is being levied on some products as against Excise Duty applicable hitherto. Since, excise duty is included in revenue and GST is not included in revenue, thus to ensure comparability, revenue excluding excise duty on applicable products are given below:

₹ in crore

	Quarter ended			Year Ended
	30.06.2018	31.03.2018	30.06.2017	31.03.2018
Revenue from operations (gross)	1,49,746.88	1,36,732.63	1,28,182.50	5,06,427.59
Less: Excise Duty	-	-	1,786.60	1,786.60
Net comparable revenue	1,49,746.88	1,36,732.63	1,26,395.90	5,04,640.99

- 6) Shares held under "IOC Shares Trust" of face value ₹ 233.12 crore (pre bonus ₹ 116.56 crore) has been netted from paid-up Equity Share Capital. The net share capital is considered for computing earnings per share. Further, pursuant to issue of bonus shares in the ratio of one equity share for every one share held in March 2018, Earning Per Share for the period ended on 30th June 2017 have been restated. Standalone EPS without adjusting for bonus shares for period ended on 30<sup>th</sup> June 2017 would have been ₹ 9.60 per share.
- 7) Indian Accounting Standard (Ind-AS)-115 "Revenue from Contracts with Customers" became effective from 01.04.2018 and the company has adopted the same using cumulative catch-up transition method. This adoption has reduced Revenue from Operation for the current period by ₹ 6.38 crore.
- 8) Company has applied hedge accounting for designated derivative contracts w.e.f 01.04.2018 as per Ind-AS 109 "Financial Instruments". Due to this an amount of ₹ 27.40 crore has been accounted in Other Comprehensive income which will be recycled to Statement of Profit and Loss in subsequent periods on settlement of respective contracts.
- 9) Figures for the previous periods have been regrouped/reclassified to conform to the figures of the current periods.



## SEGMENT WISE INFORMATION - STANDALONE

(₹ in Crore)

PARTICULARS	UNAUDITED RESULTS FOR			AUDITED RESULTS FOR
	THREE MONTHS ENDED			YEAR ENDED
	30.06.2018	31.03.2018	30.06.2017	31.03.2018
<b>1. SEGMENT REVENUE</b>				
(a) Petroleum Products	1,45,417.63	1,31,679.86	1,23,848.15	4,89,582.19
(b) Petrochemicals	5,282.73	5,099.01	4,964.52	18,059.16
(c) Other Business Activities	2,080.30	2,373.24	1,258.35	7,279.26
Sub-total	<b>1,52,780.66</b>	<b>1,39,152.11</b>	<b>1,30,071.02</b>	<b>5,14,920.61</b>
Less: Inter-segment Revenue	3,033.78	2,419.48	1,888.52	8,493.02
<b>TOTAL INCOME FROM OPERATIONS</b>	<b>1,49,746.88</b>	<b>1,36,732.63</b>	<b>1,28,182.50</b>	<b>5,06,427.59</b>
<b>2. SEGMENT RESULTS:</b>				
(a) Profit Before Tax, Interest income, Finance Costs, Dividend and Exceptional Items from each segment				
(i) Petroleum Products	9,982.49	6,960.85	5,142.02	27,567.25
(ii) Petrochemicals	1,432.45	1,443.97	1,595.27	5,226.22
(iii) Other Business Activities	266.56	261.11	62.72	407.82
Sub-total (a)	<b>11,681.50</b>	<b>8,665.93</b>	<b>6,800.01</b>	<b>33,201.29</b>
(b) Finance Costs	1,031.06	1,302.89	738.75	3,448.44
(c) Other un-allocable expenditure (Net of un-allocable income)	308.27	(669.81)	(726.57)	(2,811.43)
<b>TOTAL PROFIT BEFORE TAX (a-b-c)</b>	<b>10,342.17</b>	<b>8,032.85</b>	<b>6,787.83</b>	<b>32,564.28</b>
<b>3. SEGMENT ASSETS:</b>				
(a) Petroleum Products	2,22,682.85	2,10,379.74	1,81,277.13	2,10,379.74
(b) Petrochemicals	15,170.49	14,665.15	14,141.94	14,665.15
(c) Other Business Activities	2,960.06	2,944.62	2,483.28	2,944.62
(d) Unallocated	49,887.77	52,750.40	47,930.49	52,750.40
TOTAL	<b>2,90,701.17</b>	<b>2,80,739.91</b>	<b>2,45,832.84</b>	<b>2,80,739.91</b>
<b>4. SEGMENT LIABILITIES:</b>				
(a) Petroleum Products	1,15,952.30	98,598.87	99,535.84	98,598.87
(b) Petrochemicals	852.30	557.05	541.01	557.05
(c) Other Business Activities	1,013.34	1,142.09	1,505.66	1,142.09
(d) Unallocated	58,008.27	70,270.88	42,901.88	70,270.88
TOTAL	<b>1,75,826.21</b>	<b>1,70,568.89</b>	<b>1,44,484.39</b>	<b>1,70,568.89</b>

## Notes:

- A. Segment Revenue comprises Sales/income from operations (Inclusive of excise duty) and Other Operating Income.
- B. Other Business segment of the Corporation comprises; Gas, Oil & Gas Exploration Activities, Explosives & Cryogenic Business and Wind Mill & Solar Power Generation.
- C. Figures for the previous periods have been re-arranged wherever necessary.

BY ORDER OF THE BOARD

Place: New Delhi  
Dated: August 11, 2018

(A. K. SHARMA)  
DIRECTOR (FINANCE)  
DIN No.: 06665266







## The list of Subsidiaries, Joint Ventures and Associates

	Subsidiaries		Joint Ventures
1	Chennai Petroleum Corporation Limited	1	IOT Infrastructure & Energy Services Limited
2	Indian Catalyst Private Limited	2	Lubrizol India Private Limited
3	IndianOil (Mauritius) Ltd.	3	Indian Oil Petronas Private Limited
4	Lanka IOC PLC	4	Green Gas Limited
5	IOC Middle East FZE	5	IndianOil Skytanking Private Limited
6	IOC Sweden AB	6	Suntera Nigeria 205 Limited
7	IOCL (USA) Inc.	7	Delhi Aviation Fuel Facility (Private) Limited
8	IndOil Global B.V.	8	Indian Synthetic Rubber Private Limited
9	IOCL Singapore Pte Ltd	9	NPCIL IndianOil Nuclear Energy Corporation Limited
	<b>Associates</b>	10	GSPL India Transco Limited
1	Petronet LNG Limited	11	GSPL India Gasnet Limited
2	AVI-OIL India Private Limited	12	IndianOil Adani Gas Private Limited
3	Petronet India Limited	13	Mumbai Aviation Fuel Farm Facility Private Limited
4	Petronet VK Limited	14	Kochi Salem Pipelines Private Limited
		15	IndianOil LNG Private Limited
		16	IndianOil Ruchi Bio Fuels LLP
		17	Hindustan Urvarak and Rasayan Ltd.
		18	Ratnagiri Refinery & Petrochemicals Ltd. (Incorporated on 22.09.2017)







IndianOil

INDIAN OIL CORPORATION LIMITED

[CIN - L23201MH1959GOI011388]

Regd. Office : IndianOil Bhavan, G-9, Ali Yavar Jung Marg, Bandra (East), Mumbai - 400 051

Website: www.iocl.com Email ID: investors@indianoil.in

STATEMENT OF CONSOLIDATED UNAUDITED RESULTS FOR THREE MONTHS ENDED 30TH JUNE 2018

PARTICULARS	UNAUDITED RESULTS FOR			AUDITED RESULTS FOR
	THREE MONTHS ENDED			YEAR ENDED
	30.06.2018	31.03.2018	30.06.2017	31.03.2018
(₹ in Crore)				
<b>A. FINANCIAL</b>				
1. Revenue from operations (Refer Note 3)	1,51,813.83	1,39,222.21	1,30,696.90	5,15,541.89
2. Other Income	563.19	188.33	1,537.19	3,419.88
3. <b>Total Income (1+2)</b>	<b>1,52,377.02</b>	<b>1,39,410.54</b>	<b>1,32,234.09</b>	<b>5,18,961.77</b>
<b>4. Expenses</b>				
(a) Cost of materials consumed	70,527.49	63,279.25	51,895.73	2,17,228.51
(b) Excise Duty	23,106.70	22,286.11	25,711.56	94,050.07
(c) Purchases of Stock-in-Trade	35,614.11	32,484.13	28,587.69	1,18,116.41
(d) Changes in Inventories (Finished Goods, Stock-in-trade and Work-In Progress)	(3,427.48)	(2,359.07)	6,293.56	1,501.48
(e) Employee benefits expense	2,500.34	3,101.06	2,576.75	10,680.70
(f) Finance Costs	1,152.97	1,398.32	819.45	3,810.51
(g) Depreciation and Amortization expense	1,961.42	2,133.54	1,849.64	7,663.54
(h) Impairment Losses	0.03	0.26	0.17	4.33
(i) Net Loss on de-recognition of Financial Assets at Amortised Cost	0.24	7.96	0.68	7.96
(j) Other Expenses	10,430.35	8,951.04	7,712.32	32,359.19
<b>Total expenses</b>	<b>1,41,866.17</b>	<b>1,31,282.60</b>	<b>1,25,447.55</b>	<b>4,85,422.70</b>
5. <b>Profit/(Loss) before Share of profit/(loss) of an associate/ a joint venture (3-4)</b>	<b>10,510.85</b>	<b>8,127.94</b>	<b>6,786.54</b>	<b>33,539.07</b>
6. Share of profit/(loss) of an associate/ a joint venture	284.07	299.56	215.88	911.15
7. <b>Profit/(Loss) before Tax (5+6)</b>	<b>10,794.92</b>	<b>8,427.50</b>	<b>7,002.42</b>	<b>34,450.22</b>
8. Tax Expense				
- Current Tax	2,392.49	1,870.03	1,389.53	7,648.32
- Deferred Tax	1,226.84	943.24	876.74	4,175.55
	3,619.33	2,813.27	2,266.27	11,823.87
9. <b>Net Profit/(Loss) for the period (7-8)</b>	<b>7,175.59</b>	<b>5,614.23</b>	<b>4,736.15</b>	<b>22,626.35</b>
10. Net Profit/(Loss) attributable to Non-controlling Interest	83.17	86.77	16.44	436.90
11. <b>Net Profit/(Loss) attributable to Equityholders of the Parent (9-10)</b>	<b>7,092.42</b>	<b>5,527.46</b>	<b>4,719.71</b>	<b>22,189.45</b>
12. Other Comprehensive Income				
A (i) Items that will not be reclassified to profit or loss	(1,885.62)	(1,979.88)	(3,270.03)	64.43
A (ii) Income Tax relating to items that will not be reclassified to profit or loss	67.13	417.52	-	355.21
B (i) Items that will be reclassified to profit or loss	354.79	19.08	695.96	455.55
B (ii) Income Tax relating to items that will be reclassified to profit or loss	92.91	11.75	(34.51)	62.97
	(1,370.79)	(1,531.53)	(2,608.58)	938.16
13. <b>Total Comprehensive Income for the period (9+12)</b>	<b>5,804.80</b>	<b>4,082.70</b>	<b>2,127.57</b>	<b>23,564.51</b>
14. Total Comprehensive Income attributable to Non-controlling Interest	86.91	89.79	13.88	435.27
15. <b>Total Comprehensive Income attributable to Equityholders of the Parent (13-14)</b>	<b>5,717.89</b>	<b>3,992.91</b>	<b>2,113.69</b>	<b>23,129.24</b>
16. Paid-up Equity Share Capital (Face value - ₹10 each)	9,711.81	9,711.81	4,855.90	9,711.81
17. Other Equity excluding revaluation reserves				1,04,395.13
18. Earnings per Share (₹) (not annualized) (Refer Note 4) (Basic and Diluted) (Face value - ₹10 each)	7.48	5.83	4.98	23.41

Also Refer accompanying notes to the Financial Results




## Notes to Consolidated Financial Results:

- 1) The above results have been reviewed and recommended by the Audit Committee in its meeting held on 10<sup>th</sup> August 2018 and approved by the Board of Directors at its meeting held on 11<sup>th</sup> August 2018.
- 2) The Financial Results have been reviewed by the Statutory Auditors as required under regulation 33 of the SEBI (Listing Obligations and Disclosure Requirements) Regulations, 2015.
- 3) Goods and Services Tax (GST) has been implemented w.e.f 01.07.2017 wherein some of the petroleum products are still outside its ambit. Accordingly, GST is being levied on some products as against Excise Duty applicable hitherto. Since, excise duty is included in revenue and GST is not included in revenue, thus to ensure comparability, revenue excluding excise duty on applicable products are given below:

₹ in crore

	Quarter ended			Year Ended
	30.06.2018	31.03.2018	30.06.2017	31.03.2018
Revenue from operations (gross)	1,51,813.83	1,39,222.21	1,30,696.90	5,15,541.89
Less: Excise Duty	-	-	1,960.45	1,960.45
Net comparable revenue	1,51,813.83	1,39,222.21	1,28,736.45	5,13,581.44

- 4) Shares held under "IOC Shares Trust" of face value ₹ 233.12 crore (pre bonus ₹ 116.56 crore) has been netted from paid-up Equity Share Capital. The net share capital is considered for computing earnings per share. Further, pursuant to issue of bonus shares in the ratio of one equity share for every one share held in March 2018, Earning Per Share for the period ended on 30<sup>th</sup> June 2017 have been restated. Consolidated EPS without adjusting for bonus shares for period ended on 30<sup>th</sup> June 2017 would have been ₹ 9.96 per share.
- 5) Indian Accounting Standard (Ind-AS)-115 "Revenue from Contracts with Customers" became effective from 01.04.2018 and the company has adopted the same using cumulative catch-up transition method. This adoption has reduced Revenue from Operation by for the current period ₹ 6.38 crore.
- 6) Figures for the previous periods have been regrouped/reclassified to conform to the figures of the current periods.



## SEGMENT WISE INFORMATION - CONSOLIDATED

(₹ in Crore)

PARTICULARS	UNAUDITED RESULTS FOR		AUDITED RESULTS FOR	
	THREE MONTHS ENDED		YEAR ENDED	
	30.06.2018	31.03.2018	30.06.2017	31.03.2018
<b>1. SEGMENT REVENUE</b>				
(a) Petroleum Products	1,47,418.28	1,34,091.85	1,26,278.89	4,96,735.03
(b) Petrochemicals	5,282.73	5,099.01	4,964.52	18,059.16
(c) Other Business Activities	2,146.60	2,450.83	1,342.01	9,240.72
Sub-total	1,54,847.61	1,41,641.69	1,32,585.42	5,24,034.91
Less: Inter-segment Revenue	3,033.78	2,419.48	1,888.52	8,493.02
<b>TOTAL INCOME FROM OPERATIONS</b>	<b>1,51,813.83</b>	<b>1,39,222.21</b>	<b>1,30,696.90</b>	<b>5,15,541.89</b>
<b>2. SEGMENT RESULTS:</b>				
(a) Profit Before Tax, Interest income, Finance Costs, Dividend and Exceptional Items from each segment				
(i) Petroleum Products	10,410.97	7,066.20	5,273.56	28,744.46
(ii) Petrochemicals	1,432.45	1,443.97	1,595.27	5,226.22
(iii) Other Business Activities	158.37	152.82	(299.64)	230.92
Sub-total (a)	12,001.79	8,662.99	6,569.19	34,201.60
(b) Finance Costs	1,152.97	1,398.32	819.45	3,810.51
(c) Other un-allocable expenditure (Net of un-allocable income)	53.90	(1,162.83)	(1,252.68)	(4,059.13)
<b>TOTAL PROFIT BEFORE TAX (a-b-c)</b>	<b>10,794.92</b>	<b>8,427.50</b>	<b>7,002.42</b>	<b>34,450.22</b>
<b>3. SEGMENT ASSETS:</b>				
(a) Petroleum Products	2,31,700.60	2,18,784.88	1,92,027.09	2,18,784.88
(b) Petrochemicals	15,170.49	14,665.15	14,141.94	14,665.15
(c) Other Business Activities	16,009.54	12,402.44	9,969.42	12,402.44
(d) Unallocated	45,773.14	49,818.78	45,018.66	49,818.78
<b>TOTAL</b>	<b>3,08,653.77</b>	<b>2,95,671.25</b>	<b>2,61,157.11</b>	<b>2,95,671.25</b>
<b>4. SEGMENT LIABILITIES:</b>				
(a) Petroleum Products	1,16,472.50	99,008.26	1,00,566.25	99,008.26
(b) Petrochemicals	852.30	557.05	541.01	557.05
(c) Other Business Activities	2,832.25	1,817.31	2,054.48	1,817.31
(d) Unallocated	66,753.30	78,264.63	51,811.96	78,264.63
<b>TOTAL</b>	<b>1,86,910.35</b>	<b>1,79,647.25</b>	<b>1,54,973.70</b>	<b>1,79,647.25</b>

## Notes:

- A. Segment Revenue comprises Sales/income from operations (Inclusive of excise duty) and Other Operating Income.
- B. Other Business segment of the Corporation comprises; Gas, Oil & Gas Exploration Activities, Explosives & Cryogenic Business and Wind Mill & Solar Power Generation.
- C. Figures for the previous periods have been re-arranged wherever necessary.

BY ORDER OF THE BOARD

Place: New Delhi  
Dated: August 11, 2018

  
(A. K. SHARMA)  
DIRECTOR (FINANCE)  
DIN No.: 06665266

